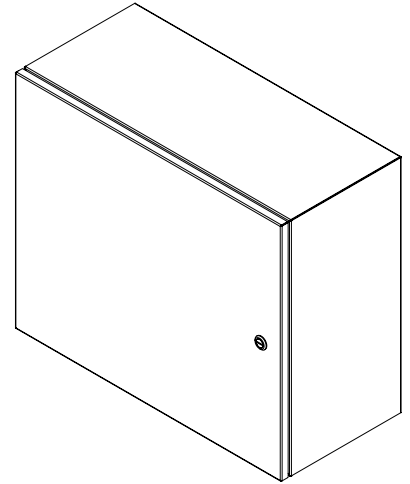


PART No. EN4SD202410S16


for more information visit
www.hammfg.com

Data subject to change without notice

Isometric drawing Not to Scale




ISOMETRIC VIEW




TOP VIEW



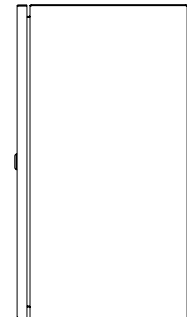
BACK VIEW



LEFT SIDE VIEW



FRONT VIEW



RIGHT SIDE VIEW



BOTTOM VIEW