


SCMS5D12

SMD POWER INDUCTORS



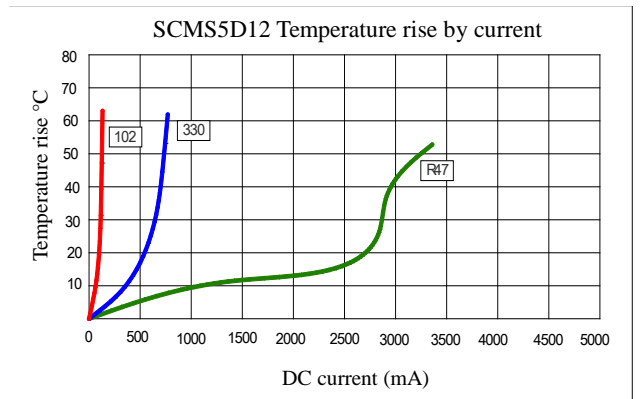
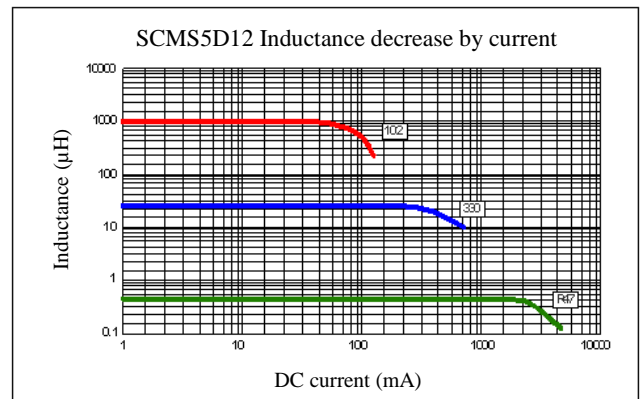
• Features

1. Magnetically shielded construction – Low EMI
2. Excellent Power Density
3. Engineered to Provide High Efficiency
4. High Inductance, Wide Current Range, Low Profile

ELECTRICAL CHARACTERISTICS



Part Number	Inductance (uH) (1)	Test Frequency	DC Resistance (Ω MAX) (2)	Saturation Current ⁽³⁾ (A)	Temperature Current ⁽⁴⁾ (A)
SCMS5D12-R47	0.47	100KHZ	27m	3.40	2.85
SCMS5D12-1R2	1.2	100KHZ	40m	2.15	2.00
SCMS5D12-1R5	1.5	100KHZ	57m	1.80	1.95
SCMS5D12-2R2	2.2	100KHZ	82m	1.60	1.70
SCMS5D12-3R3	3.3	100KHZ	115m	1.25	1.53
SCMS5D12-4R7	4.7	100KHZ	129m	1.00	1.37
SCMS5D12-6R2	6.2	100KHZ	187m	0.95	1.23
SCMS5D12-8R2	8.2	100KHZ	264m	0.82	1.10
SCMS5D12-100	10	100KHZ	313m	0.75	1.04
SCMS5D12-150	15	100KHZ	450m	0.61	0.85
SCMS5D12-220	22	100KHZ	697m	0.51	0.83
SCMS5D12-330	33	100KHZ	1.02	0.40	0.66
SCMS5D12-470	47	100KHZ	1.50	0.33	0.52
SCMS5D12-680	68	100KHZ	2.37	0.29	0.41
SCMS5D12-820	82	100KHZ	2.59	0.26	0.36
SCMS5D12-101	100	100KHZ	2.90	0.23	0.32
SCMS5D12-151	150	100KHZ	4.35	0.19	0.26
SCMS5D12-221	220	100KHZ	5.23	0.16	0.23
SCMS5D12-331	330	100KHZ	7.97	0.12	0.20
SCMS5D12-471	470	100KHZ	10.50	0.10	0.18
SCMS5D12-681	680	100KHZ	16.00	0.084	0.14
SCMS5D12-821	820	100KHZ	17.76	0.075	0.12
SCMS5D12-102	1000	100KHZ	23.40	0.066	0.11



(1). Inductance tolerance for 0.47uH~8.2uH: $\pm 30\%$, for 10uH~1000uH: $\pm 20\%$. Tested at 0.25V, 0ADC and 25°C

(2). DCR measured at 25°C.

(3). The DC current at which the inductance decreases by 30% from its initial value.

(4). The DC current that results in a 40°C temperature rise from 25°C ambient.

[Click here for QUANTITY PER REEL & PACKING INFORMATION](#)

Custom versions available upon request.