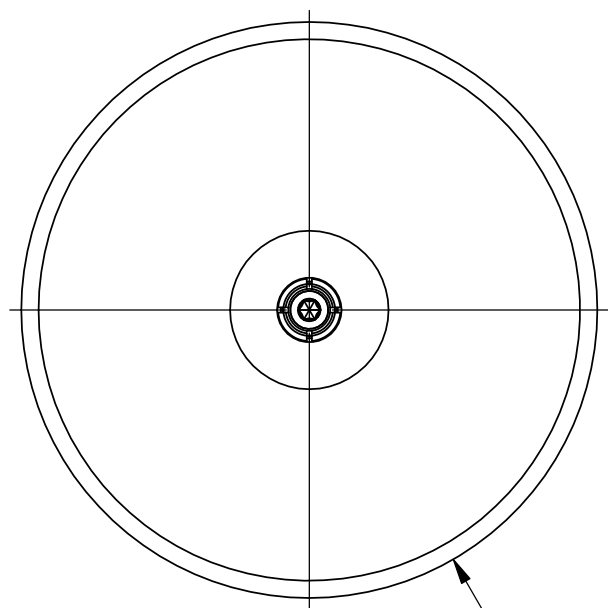

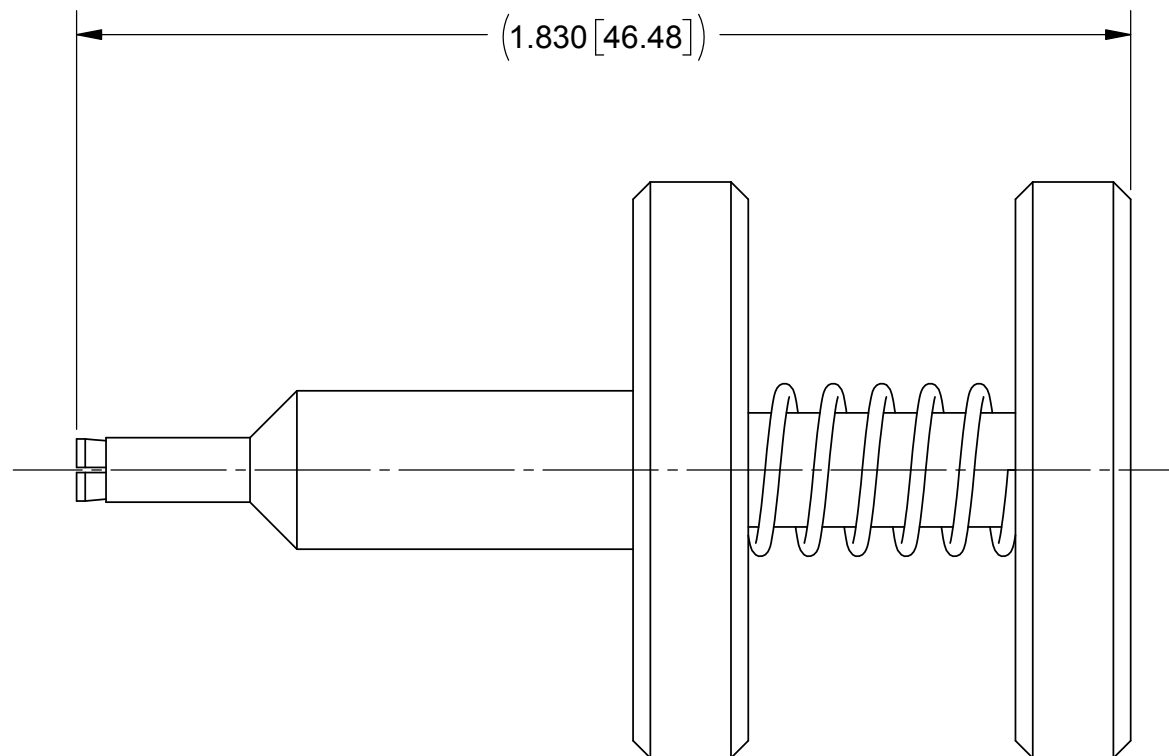


PRODUCT DATA DRAWING

REVISION HISTORY			
REV	DESCRIPTION	DATE	APPROVED
-	DCN 46856	9/17	STW



$(\varnothing 1.000 [25.40])$



MATERIAL:

TUBE & SHAFT: STAINLESS STEEL PER AMS-5640, ALLOY UNS S30300, TYPE 1

COLLET: BERYLLIUM COPPER PER ASTM B196, ALLOY No. UNS C17300, TD04

COMPRESSION SPRING: STAINLESS STEEL

SCREW: 8-18 STAINLESS STEEL

FINISH:

TUBE & SHAFT: PASSIVATED PER AMS-2700

COLLET: NICKEL PER AMS-QQ-N-290, CLASS 1, GRADE G

MATERIAL: SEE NOTES	DIMENSIONS ARE IN INCHES TOLERANCES: FRACTIONAL: $\pm 1/64$ ANGULAR: X° $\pm 1'0''$ X"X' $\pm 15''$	UNLESS OTHERWISE SPECIFIED 1) ALL DIMENSIONS ARE IN INCHES (MILLIMETERS) 2) ALL DIMENSIONS ARE AFTER PLATING. 3) BREAK CORNERS & EDGES .005 R. MAX. 4) CHAM. 1ST & LAST THREADS. 5) SURFACE ROUGHNESS 63-MIL-STD-10. 6) DIA. 'S ON COMMON CENTERS TO BE CONCENTRIC WITHIN .005 T.I.R. 7) REMOVE ALL BURRS	SV Microwave, Inc. 2400 Centrepark West Drive, Suite 100 West Palm Beach, FL 33409
FINISH: SEE NOTES	DECIMAL: X $\pm .030$.XX $\pm .010$.XXX $\pm .005$	INTERPRET DIMENSIONS AND TOLERANCES PER ASME Y14.5M - 1994	TITLE: 3MM BULLET REMOVAL TOOL
SURFACE AREA: N/A	THIRD ANGLE PROJECTION	DRAWN: GPF 9/29/17	SIZE: B CAGE CODE: 95077 DWG. NO. 500-80-014
PROPRIETARY THE INFORMATION CONTAINED IN THIS DRAWING IS THE SOLE PROPERTY OF SV MICROWAVE, INC. ANY REPRODUCTION IN PART OR AS A WHOLE WITHOUT THE WRITTEN PERMISSION OF SV MICROWAVE, INC IS PROHIBITED.		CHECKED: FSG 9/29/17	SCALE: 3:1
		APPROVED: FSG 9/29/17	SHEET 1 OF 1