



Micro Commercial Components



Micro Commercial Components
20736 Marilla Street Chatsworth
CA 91311
Phone: (818) 701-4933
Fax: (818) 701-4939

MMBT2222A

NPN General Purpose Amplifier

Features

- Halogen free available upon request by adding suffix "-HF"
Surface Mount SOT-23 Package
Capable of 350mWatts of Power Dissipation, Ic=600mA
Operating and Storage Junction Temperature: -55°C to +150°C
Thermal resistance, Junction to Ambient: 500°C/W
Epoxy meets UL 94 V-0 flammability rating
Moisture Sensitivity Level 1
Marking: 1P
Lead Free Finish/RoHS Compliant("P" Suffix designates Compliant)

Electrical Characteristics @ 25°C Unless Otherwise Specified

Table with 5 columns: Symbol, Parameter, Min, Max, Units. Rows include OFF CHARACTERISTICS like V(BR)CEO, V(BR)CBO, V(BR)EBO, ICEX.

ON CHARACTERISTICS

Table with 5 columns: Symbol, Parameter, Min, Max, Units. Rows include hFE, VCE(sat), VBE(sat).

SMALL-SIGNAL CHARACTERISTICS

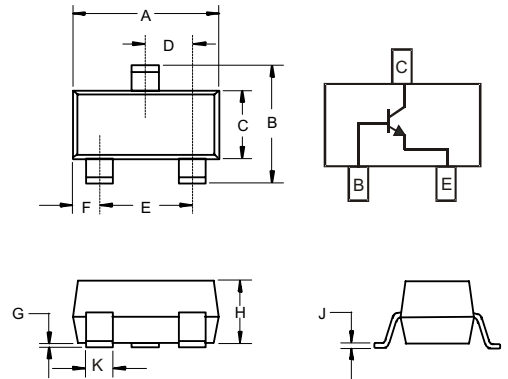
Table with 5 columns: Symbol, Parameter, Min, Max, Units. Rows include fT, Cobo, Cibo, NF.

SWITCHING CHARACTERISTICS

Table with 5 columns: Symbol, Parameter, Min, Max, Units. Rows include td, tr, ts, tf.

*Pulse Width <= 300µs, Duty Cycle <= 2.0%

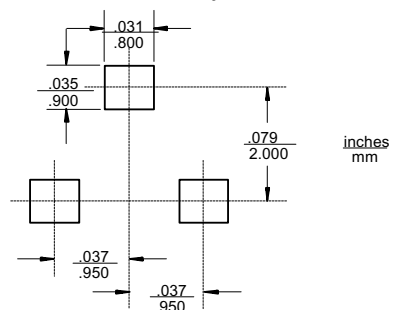
SOT-23



DIMENSIONS

Table with 6 columns: DIM, INCHES (MIN, MAX), MM (MIN, MAX), NOTE. Rows include dimensions A through K.

Suggested Solder Pad Layout



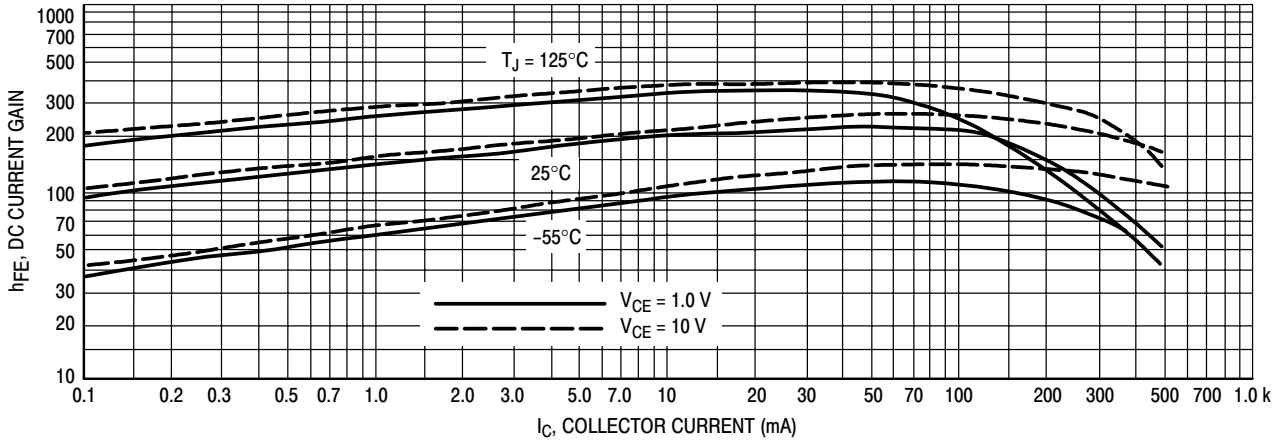


Figure 1. DC Current Gain

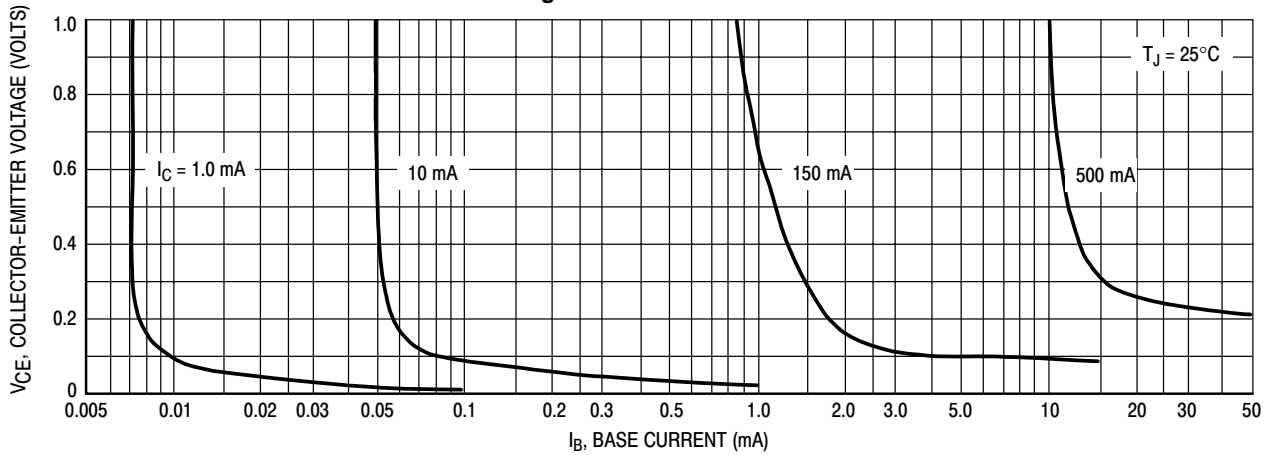


Figure 2. Collector Saturation Region

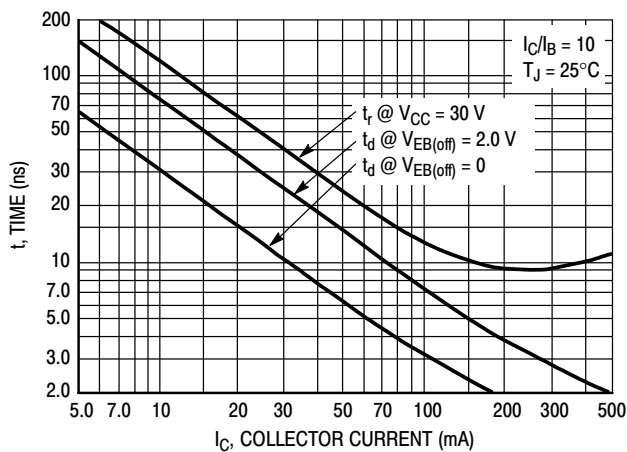


Figure 3. Turn-On Time

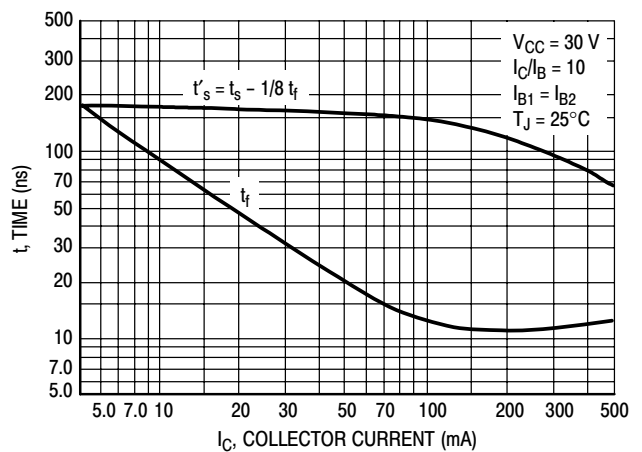


Figure 4. Turn-Off Time

MMBT2222A

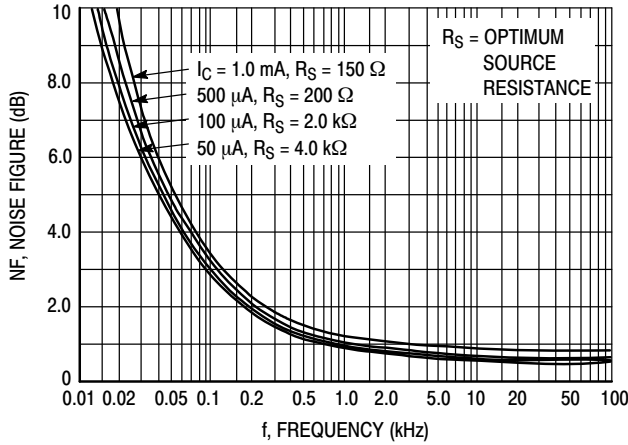


Figure 5. Frequency Effects

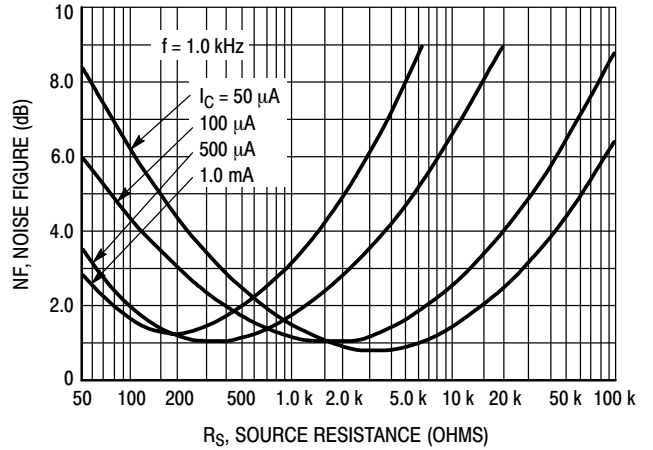


Figure 6. Source Resistance Effects

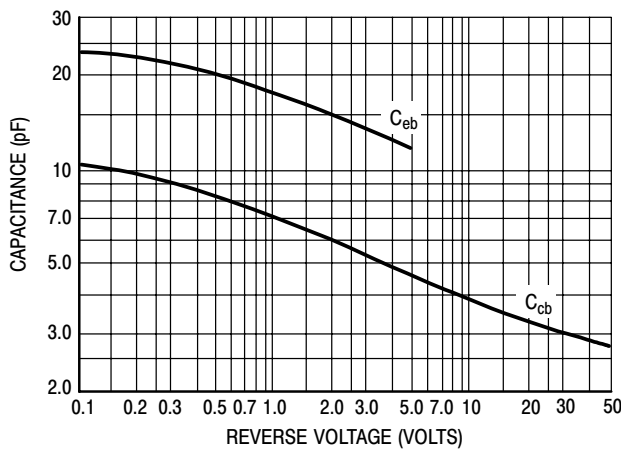


Figure 7. Capacitances

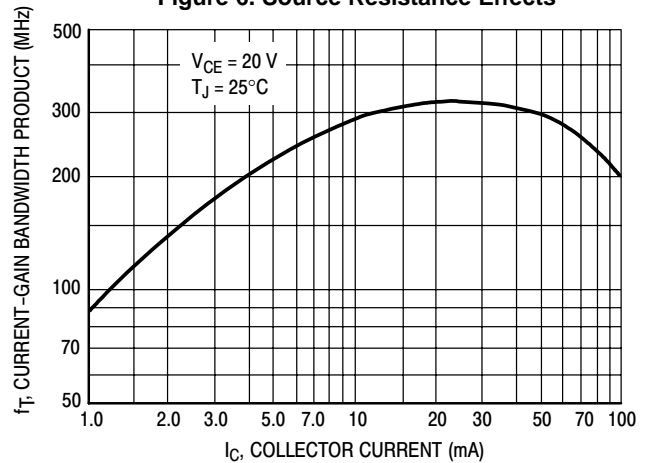


Figure 8. Current-Gain Bandwidth Product

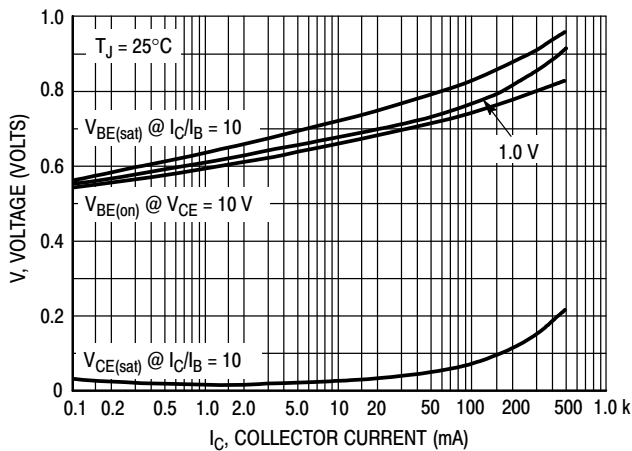


Figure 9. "On" Voltages

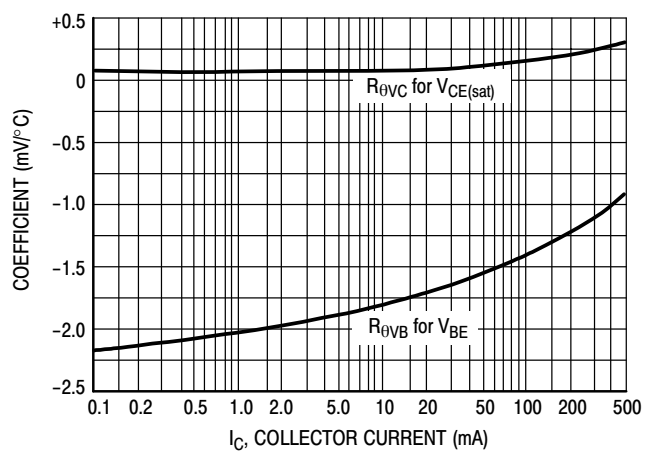


Figure 10. Temperature Coefficients



Micro Commercial Components

Ordering Information :

Device	Packing
Part Number-TP	Tape&Reel: 3Kpcs/Reel

Note : Adding "-HF" suffix for halogen free, eg. Part Number-TP-HF

IMPORTANT NOTICE

Micro Commercial Components Corp. reserves the right to make changes without further notice to any product herein to make corrections, modifications , enhancements , improvements , or other changes . **Micro Commercial Components Corp .** does not assume any liability arising out of the application or use of any product described herein; neither does it convey any license under its patent rights ,nor the rights of others . The user of products in such applications shall assume all risks of such use and will agree to hold **Micro Commercial Components Corp .** and all the companies whose products are represented on our website, harmless against all damages.

LIFE SUPPORT

MCC's products are not authorized for use as critical components in life support devices or systems without the express written approval of Micro Commercial Components Corporation.

CUSTOMER AWARENESS

Counterfeiting of semiconductor parts is a growing problem in the industry. Micro Commercial Components (MCC) is taking strong measures to protect ourselves and our customers from the proliferation of counterfeit parts. MCC strongly encourages customers to purchase MCC parts either directly from MCC or from Authorized MCC Distributors who are listed by country on our web page cited below. Products customers buy either from MCC directly or from Authorized MCC Distributors are genuine parts, have full traceability, meet MCC's quality standards for handling and storage. **MCC will not provide any warranty coverage or other assistance for parts bought from Unauthorized Sources.** MCC is committed to combat this global problem and encourage our customers to do their part in stopping this practice by buying direct or from authorized distributors.

www.mccsemi.com