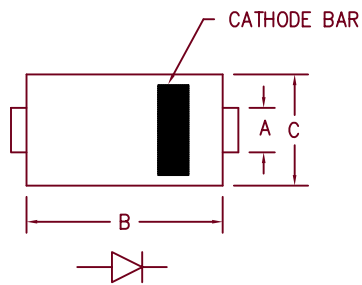
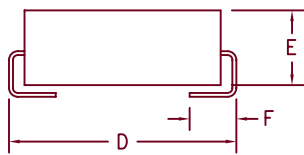


# Ultra Fast Recovery Rectifiers

## UFS130J — UFS150J



Dim.	Inches		Millimeter		Notes
	Minimum	Maximum	Minimum	Maximum	
A	.073	.087	1.85	2.21	
B	.160	.180	4.06	4.57	
C	.130	.155	3.30	3.94	
D	.205	.220	5.21	5.59	
E	.075	.130	1.91	3.30	
F	.030	.060	.760	1.52	



### DO-214BA Package

Microsemi Catalog Number	Industry Part Number	Working Peak Reverse Voltage	Repetitive Peak Reverse Voltage	
UFS130J	ER1G	300V	300V	<ul style="list-style-type: none"> <li>• Ultra Fast Recovery</li> <li>• 175°C Junction Temperature</li> <li>• VRRM 300 to 500 Volts</li> <li>• 1 Amp Current Rating</li> <li>• <sup>†</sup>RR 50nS Max.</li> </ul>
UFS140J		400V	400V	
UFS150J		500V	500V	

Electrical Characteristics			
Average forward current	I <sub>F(AV)</sub> 1.0 Amps	T <sub>L</sub> = 143°C, Square wave R <sub>θJL</sub> = 15°C/W	
Maximum surge current	I <sub>FSM</sub> 30 Amps	8.3ms, half sine, T <sub>J</sub> = 175°C	
Max peak forward voltage	V <sub>FM</sub> .80 Volts	I <sub>FM</sub> = 0.1A; T <sub>J</sub> = 25°C*	
Max peak forward voltage	V <sub>FM</sub> 1.1 Volts	I <sub>FM</sub> = 1.0A; T <sub>J</sub> = 25°C*	
Max reverse recovery time	<sup>†</sup> RR 50 nS	1/2A, 1A, 1/4A, T <sub>J</sub> = 25°C	
Max peak reverse current	I <sub>RM</sub> 10 μA	V <sub>RRM</sub> , T <sub>J</sub> = 25°C	
Typical junction capacitance	C <sub>J</sub> 2.5 pF	V <sub>R</sub> = 10V, T <sub>J</sub> = 25°C	
*Pulse test: Pulse width 300 μsec, Duty cycle 2%			

Thermal and Mechanical Characteristics		
Storage temperature range	T <sub>STG</sub>	-55°C to 175°C
Operating junction temp range	T <sub>J</sub>	-55°C to 175°C
Maximum thermal resistance	R <sub>θJL</sub>	15°C/W Junction to lead
Weight		.0047 ounces (.013 grams) typical



8700 East Thomas Road, P.O. Box 1390  
 Scottsdale, AZ 85252  
 PH: (480) 941-6300  
 FAX: (480) 947-1503  
[www.microsemi.com](http://www.microsemi.com)

05-08-07 Rev. 3

# UFS130J – UFS150J

Figure 1  
Typical Forward Characteristics

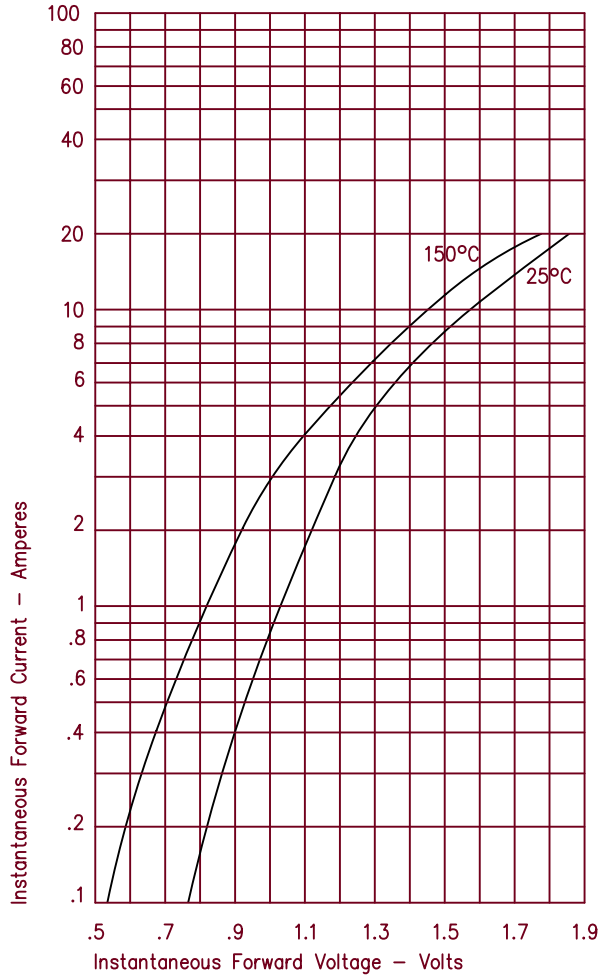


Figure 3  
Typical Junction Capacitance

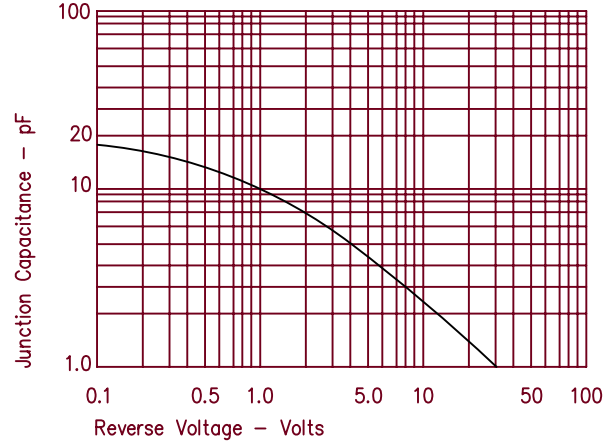


Figure 2  
Typical Reverse Characteristics

