


PART No. EN4SD20166WGY


for more information visit
www.hammfg.com

Data subject to change without notice


Isometric drawing Not to Scale



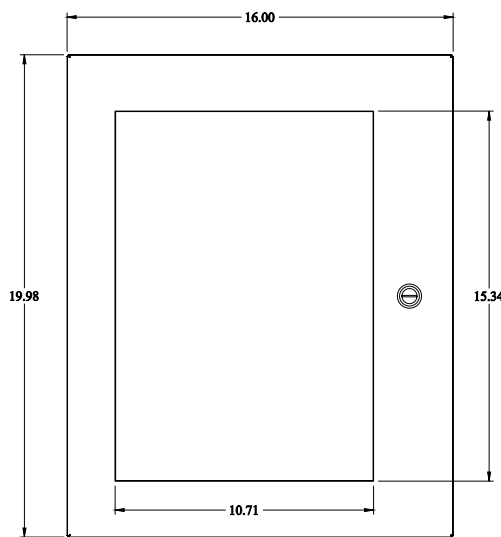
ISOMETRIC VIEW



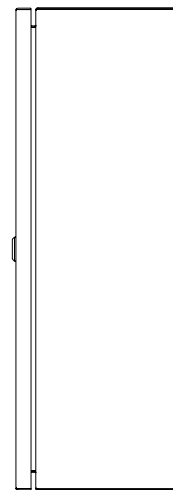
TOP VIEW



LEFT SIDE VIEW



FRONT VIEW



RIGHT SIDE VIEW



BOTTOM VIEW