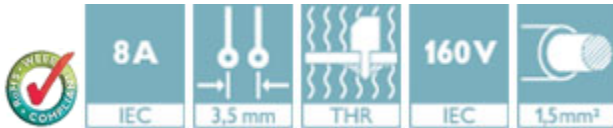


# Printed-circuit board connector - MC 1,5/10-GF-3,5 P26 THRR72 - 1789339

Please be informed that the data shown in this PDF Document is generated from our Online Catalog. Please find the complete data in the user's documentation. Our General Terms of Use for Downloads are valid (<http://phoenixcontact.com/download>)



Header, Nominal current: 8 A, Rated voltage (III/2): 160 V, Number of positions: 10, Pitch: 3.5 mm, Color: black, Contact surface: Tin, Mounting: THR soldering



## Key Commercial Data

Packing unit	1 pc
Minimum order quantity	380 pc
Custom tariff number	85366990
Country of origin	Germany

## Technical data

### Dimensions

Length	9.2 mm
Pitch	3.50 mm
Dimension a	31.5 mm
Constructional height	6.9 mm
Length of the solder pin	2.6 mm
Pin dimensions	0,8 x 0,8 mm
Hole diameter	1.4 mm

### General

Range of articles	MC 1,5/...GF-THR
Insulating material group	IIIa
Rated surge voltage (III/3)	2.5 kV
Rated surge voltage (III/2)	2.5 kV
Rated surge voltage (II/2)	2.5 kV
Rated voltage (III/3)	160 V

# Printed-circuit board connector - MC 1,5/10-GF-3,5 P26 THRR72 - 1789339

## Technical data

### General

Rated voltage (III/2)	160 V
Rated voltage (II/2)	250 V
Connection in acc. with standard	EN-VDE
Nominal current I <sub>N</sub>	8 A
Maximum load current	8 A
Insulating material	LCP
Flammability rating according to UL 94	V0
Color	black
Number of positions	10

### Standards and Regulations

Connection in acc. with standard	EN-VDE
	CUL
Flammability rating according to UL 94	V0

## Classifications

### eCl@ss

eCl@ss 4.0	272607xx
eCl@ss 4.1	27260701
eCl@ss 5.0	27260701
eCl@ss 5.1	27260701
eCl@ss 6.0	27260704
eCl@ss 7.0	27440402
eCl@ss 8.0	27440402
eCl@ss 9.0	27440402

### ETIM

ETIM 4.0	EC002637
ETIM 5.0	EC002637

### UNSPSC

UNSPSC 6.01	30211810
UNSPSC 7.0901	39121409
UNSPSC 11	39121409
UNSPSC 12.01	39121409
UNSPSC 13.2	39121409

# Printed-circuit board connector - MC 1,5/10-GF-3,5 P26 THRR72 - 1789339

## Approvals

### Approvals

---

#### Approvals

VDE Gutachten mit Fertigungsüberwachung / EAC / cULus Recognized / IECEE CB Scheme / EAC

---


#### Ex Approvals

---

#### Approvals submitted


---

## Approval details

VDE Gutachten mit Fertigungsüberwachung 	
Nominal current IN	8 A
Nominal voltage UN	160 V

EAC
-----

cULus Recognized		
	B	D
Nominal current IN	8 A	8 A
Nominal voltage UN	300 V	300 V

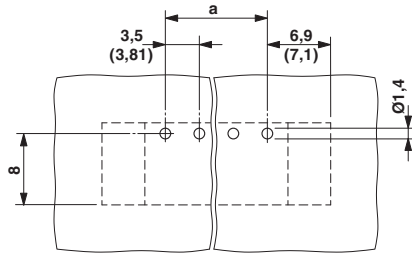
IECEE CB Scheme 	
Nominal current IN	8 A
Nominal voltage UN	160 V

EAC
-----

## Drawings

# Printed-circuit board connector - MC 1,5/10-GF-3,5 P26 THRR72 - 1789339

Drilling diagram



Dimensional drawing

