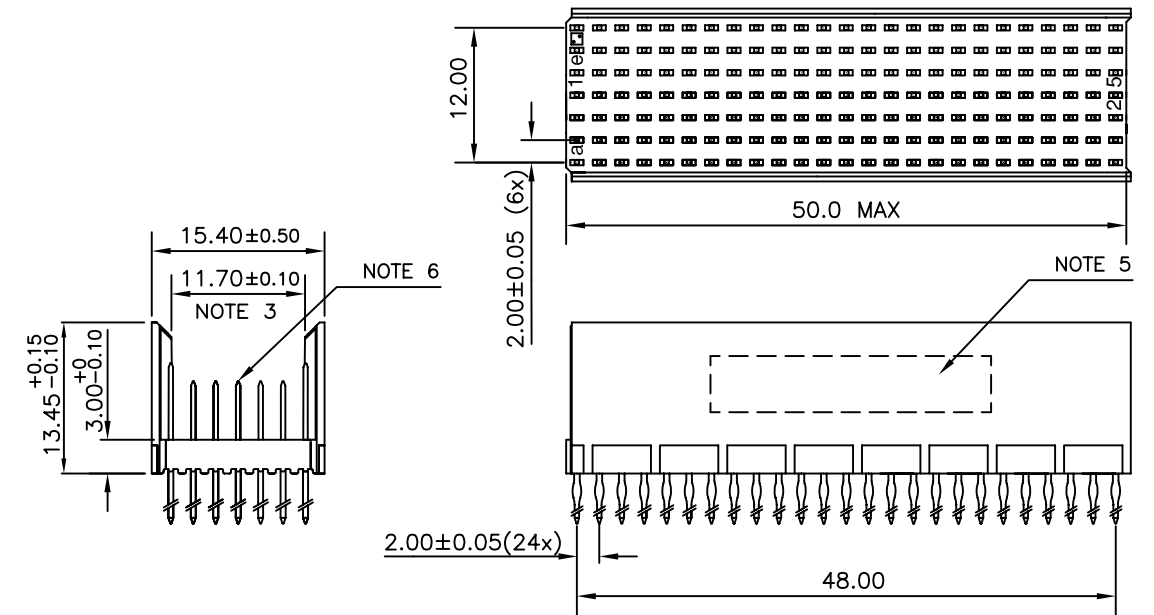


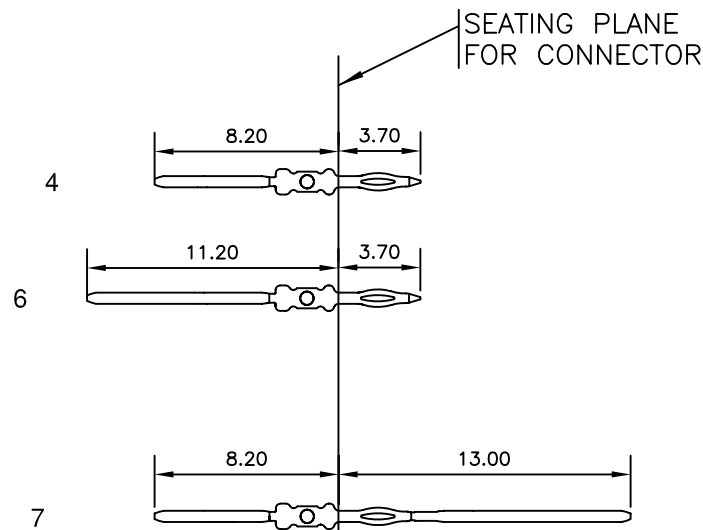
LOADING PATTERN MATING SIDE

f	6	6	6	6	6	6	6	6	6	6	6	6	6	6	6	6	6	6	6	6	6	6
e	7	7	7	7	7	4	4	4	4	4	7	7	7	7	7	7	7	7	7	7	4	4
d	7	7	7	7	7	4	4	4	4	4	7	7	7	7	7	7	7	7	7	7	4	4
c	7	7	7	7	7	4	4	4	4	4	7	7	7	7	7	7	7	7	7	7	4	4
b	7	7	7	7	7	4	4	4	4	4	7	7	7	7	7	7	7	7	7	7	4	4
a	7	7	7	7	7	4	4	4	4	4	7	7	7	7	7	7	7	7	7	7	4	4
z	6	6	6	6	6	6	6	6	6	6	6	6	6	6	6	6	6	6	6	6	6	6
POS	0	1	0	5	1	0	5	1	5	2	0	5	2	0	5	2	0	5	2	0	5	2

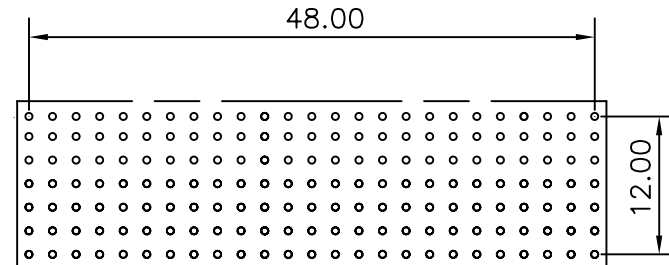
LOADED CONNECTOR ASSEMBLY  
(FOR EXAMPLE)



CONTACT OVERVIEW



LAY-OUT P.C.B.-HOLE



HM2P08PKM3T1 LEAD FREE INDICATOR : LF = LEAD FREE (DIGIT 15 & 16)  
 PLATING CODE (DIGIT 13 AND 14) (REF DRW NO. BS,C , 201844 , 003)

NOTES

- THIS PRODUCT IS CSA APPROVED.
- THIS PRODUCT IS UL RECOGNIZED.
- MEASURED AT THE BOTTOM.
- MATERIAL CONTACT: PHOSPHORBRONZE  
HOUSING: CREAM WHITE GLASS FILLED POLYESTER UL-94V0
- CONNECTOR PRINTED WITH P/N AND DATE CODE.
- FOR ACTUAL CONTACT LOADINGS, SEE LOADING PATTERN MATING SIDE.
- SHAPE OF CONNECTOR HOUSING CAN ALTER DEPENDING ON PRODUCTION LOCATION
- THE PRODUCT (LF) MEETS EUROPEAN UNION DIRECTIVES AND OTHER COUNTRY REGULATIONS AS DESCRIBED IN GS-22-008
- FOR RECOMMENDED PTH DIMENSIONS REFER DRAWING : BS, A , 201572 , 001

CATALOG NO: HM2P08PKM3T1----

mat'l. code SEE NOTE 4				surface ISO 1302 <input checked="" type="checkbox"/>		tolerance ISO 406 ISO 1101		projection 		product family MILLIPACS			
ltr				ecn no		dr		date		title			
A				109-0201		GT		2009-09-23		MPACS 5+2R STR HDR PF CONN TYPE B			
				angles		linear		.0±0.2		MM			
				0°±1°				.00±0.1		scale -			
				dr		GEORGE THOMAS		2009-09-23		dwg no			
				enr		ALEX BABU		2009-09-23		sheet 1 of 1 size			
				chr		ALEX BABU		2009-09-23		BS, C , 203028, 895 A3			
				appd		ALEX BABU		2009-09-23		type Product Customer Drawing			
sheet index		revision sheet		A		1							