

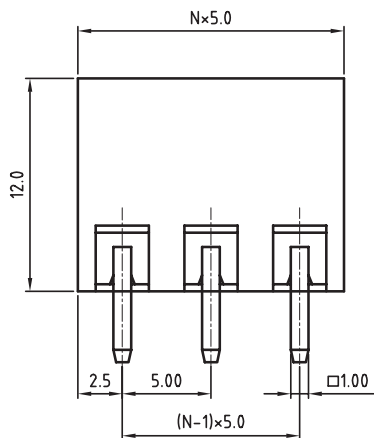
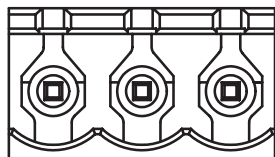
1

2

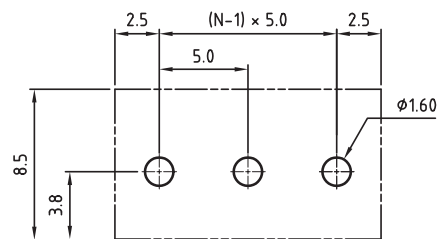
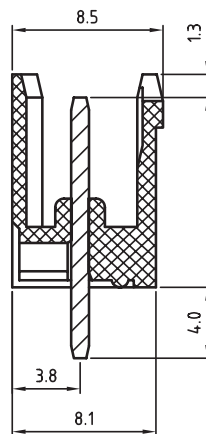
3

4

5



N = Number of contacts



PCB LAYOUT - COMPONENT VIEW

#### TECHNICAL CHARACTERISTICS

##### MATERIAL

INSULATOR: PBT  
 FLAMABILITY RATING: UL94-V0  
 COLOR: GREEN  
 CONTACT: BRASS  
 SOLDER TAIL PLATING: TIN

##### ENVIRONMENTAL

OPERATING TEMPERATURE: -40 UP TO 105°C  
 COMPLIANCE: LEAD FREE AND ROHS

##### ELECTRICAL

	cULus	VDE
CURRENT RATING:	20A	20A
WORKING VOLTAGE:	300VAC	300VAC
WITHSTANDING VOLTAGE:	1.6KV	2.5KV
CONTACT RESISTANCE: □	20 mOhm max	

##### STANDARD

ULus CERTIFIED E315414 / MODEL NUMBER 3117

CSA CERTIFIED 40023195 / MODEL NUMBER 3117

##### MECHANICAL

PITCH: 5.00MM

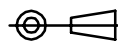
SOLDERING: WAVE PROCESS ONLY

PACKAGING: BOX

SERIE 3117

RoHS Compliant

PROJECTION:



GENERAL TOLERANCE

.X = +/- 0.2

.XX = +/- 0.15



APPROVAL: RJ

UNIT: MM

SCALE:

SHEET: 1/1

DRAW: MARVIN

DESCRIPTION: SERIE 3117 - 5.00MM OPEN VERTICAL PCB HEADER  
 WR-TBL

WERI PART NO: 691 311 700 0xx

SIZE

**A4**