

# DZ100 SERIES

## 100 Watts with PFC

### UNIVERSAL INPUT



#### DESCRIPTION

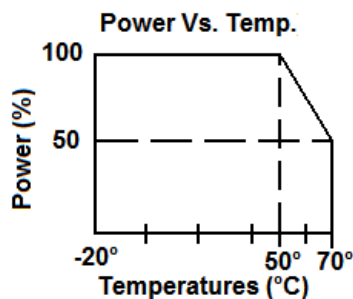
DZ100 series is a universal input multiple output power supply. The series is a 100 Watt power supply in the size of 3" x 5" with PFC and high density 6W/in<sup>3</sup>. The efficiency can reach up to 85-90% depending on model.

#### FEATURES

- EMI FCC Class B
- Power Factor Correction
- No Minimum Load Required
- Single and Multiple Output
- Universal input 90VAC to 260VAC

#### APPLICATIONS


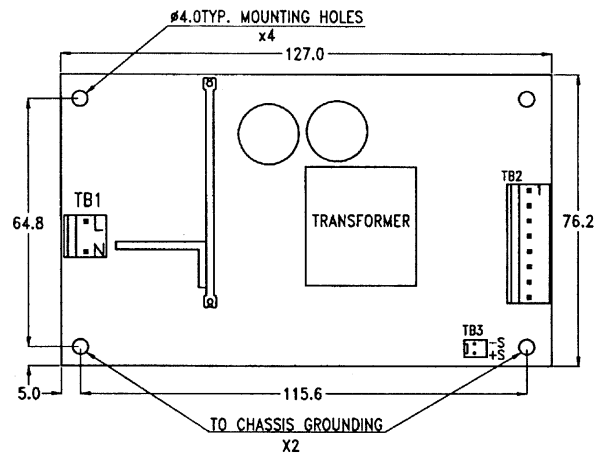
- Computer Peripherals
- Telecommunications
- Tape Drives
- Test Instrumentation Product
- Data Acquisition
- Medical



#### GENERAL SPECIFICATIONS

Input Voltage.....	90VAC to 264VAC
Input Frequency.....	47Hz to 63Hz
Power Factor.....	>0.95
Inrush Current (cold).....	Less than 50A at 220VAC, 25°C
Operating Temperature.....	0 to 70°C
Storage Temperature.....	-20°C to 85°C
Cooling.....	Free Air Convection for 100W 18CFM for 130W
Efficiency.....	85-90% Typical
Holdup Time.....	>20ms at 115VAC
Oversvoltage Type.....	Latch Off
Overload Protection.....	Auto Recovery
Short Circuit Protection.....	Auto Recovery
Designed in full compliance with.....	UL 60950-1 CSA 22.2 #234 EN60950-1
EMI.....	EN55022 "B" FCC docket class "B"
Harmonics.....	EN61000-3-2 Class D
EMS.....	EN61000-4-2,-3,-4,-5,-6,-8,-11

#### MECHANICAL SPECIFICATIONS



Dimensions shown in mm as above. Tolerance: +/- 0.4mm.  
 Size: DZ100-6,-7,-8,-9,-14,-18      DZ100-2,-3,-19  
 127.0mm X 76.2mm X 30mm      127.0mm X 76.2mm X 32mm  
 5" X 3" X 1.18"      5" X 3" X 1.26"

Connectors: AC input: Molex 5277-02A or equivalent  
 DC output: Molex 5273 or equivalent  
 Remote Sense: Molex 5045-02A or equivalent.

**OUTPUT SPECIFICATIONS**

Model	Watts	Voltage (Vdc)	Load (A)			Tolerance ±	Ripple & Noise	Regulation	
			Min.	Rate	Peak			Line	Load
DZ100-6	100	+5V	0	20	26	1%	50 mV	0.5%	±1%
DZ100-7	100	+12V	0	9	10.8	1%	120 mV	0.5%	±1%
DZ100-8	100	+15V	0	7	8.7	1%	120 mV	0.5%	±1%
DZ100-9	100	+24V	0	4.5	5.4	1%	200 mV	0.5%	±1%
DZ100-2	100	+5V	0	11.5	15	1%	50 mV	0.5%	±1%
		+12V	0	3	5	5%	100 mV	0.5%	±5%
		-12V	0	0.5	1	5%	100 mV	0.5%	±5%
DZ100-19	100	+3.3V	0	10	15	3%	50 mV	0.5%	+1%
		+5V	0	8	10	5%	50 mV	0.5%	±5%
		+12V	0	0.5	1	5%	100 mV	0.5%	±5%
DZ100-14	100	+48V	0	2.3	2.7	1%	200 mV	0.5%	±1%
DZ100-18	100	+3.3V	0	25	30	1%	50 mV	0.5%	±1%
DZ100-3	100	+5V	0	7.0	10	1%	50 mV	0.5%	+1%
		+12V	0	8.0	10	5%	120 mV	0.5%	±5%

**Note:** Contact factory for Safety Agency Approved status.

- Each output can provide up to peak load temporarily. Continuous operation at greater than rated load is not allowed.
- At factory, in 60% rated load condition, each output is checked to be within voltage accuracy.
- Line regulation is defined by changing ±10% of input voltage from nominal line at rated load.
- Load regulation is defined by changing ±40% of measured output load from 60% rated load.
- The ripple and noise is measured by using 15MHz bandwidth limited oscilloscope. Each output is terminated with a 0.47 µF capacitor at rated load and nominal line.
- Hold up time is measured from the end of the last charging pulse to the time when the main output drops down to 95% output voltage at rated load and nominal line.
- Efficiency is measured at rated load.

**DZ100 SERIES 100 WATT—PIN ASSIGNMENT**

Model \ Pin	1	2	3	4	5	6	7	8	9	10
DZ100-2	+5V	+5V	+5V	COM	COM	COM	COM	+12V	-12V	
DZ100-6	+5V	+5V	+5V	COM	COM	COM				
DZ100-7	+12V	+12V	+12V	COM	COM	COM				
DZ100-8	+15V	+15V	+15V	COM	COM	COM				
DZ100-9	+24V	+24V	+24V	COM	COM	COM				
DZ100-14	+48V	+48V	+48V	COM	COM	COM				
DZ100-18	+3.3V	+3.3V	+3.3V	COM	COM	COM				
DZ100-19	+3.3V	+3.3V	COM	COM	COM	COM	COM	+5V	+5V	+12V
DZ100-3	+12V	+12V	COM	COM	COM	COM	+5V	+5V		

**ENCLOSURES (optional)**

Note: Package options are available for this series, EU type (U shape) and EC type (Enclosed)

**EC**

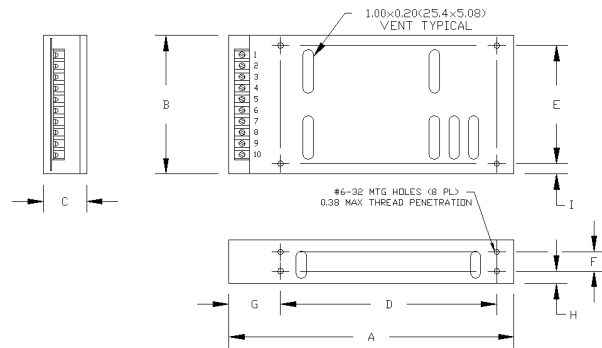


**EU**




\*Note DZ065 pictured in chassis

Figure	Inches	(mm)
A	6.22	158
B	3.66	93
C	1.45	36.8
D	5.00	127
E	1.93	49
F	0.79	20
G	0.79	20
H	0.28	7.11
I	0.86	21.8
J	4.00	101.6




**EUS**



\*Note DY040 pictured in chassis

**ECS**



Our Standard power supplies, the DZ100 Series, can be installed into a fully enclosed chassis or in a 'U' shape chassis as an option. These options offer two mounting planes. The fully enclosed option helps to reduce radiated noise.