

Connector - HC-M-EMV-BU/3-9,5 - 1636091

Please be informed that the data shown in this PDF Document is generated from our Online Catalog. Please find the complete data in the user's documentation. Our General Terms of Use for Downloads are valid (<http://phoenixcontact.com/download>)



HEAVYCON EMC connector, socket version, 4-pos., for connecting shielded conductors with 3 - 9.5 mm external conductor diameter. For use in the HC-M-02-EMC-F plastic module



Key Commercial Data

Packing unit	1 STK
GTIN	
GTIN	4017918962913

Technical data

Dimensions

Height	15.5 mm
Width	18 mm
Length	46 mm

Electrical characteristics

Note	The potential of the EMC connector housing is isolated from the potential of the heavy connector. for CK 1,6...ED... crimp contacts (note in scope of delivery) Clamps for the clamping range of 3 mm - 6 mm and 6 mm - 9.5 mm
Rated voltage (III/3)	50 V
Rated current	10 A
Rated surge voltage	0.8 kV
Connection profile	4

Ambient conditions

Ambient temperature (operation)	-40 °C ... 85 °C
---------------------------------	------------------

Mechanical characteristics

Conductor cross section	0.14 mm ² ... 2.5 mm ²
Connection cross section AWG	26 ... 14

Connector - HC-M-EMV-BU/3-9,5 - 1636091

Technical data

Mechanical characteristics

Stripping length of the individual wire	8 mm (6 mm (for 2.5 mm ²))
External cable diameter	3 mm ... 9.5 mm
Contact diameter	1.6 mm
Wire diameter including insulation	2.4 mm
Insertion/withdrawal cycles	≥ 500

General

Series	HC-M-EMV
Connection method	Crimp connection
Contact type	turned
Flammability rating according to UL 94	V0
Degree of pollution	3
Overvoltage category	III
Assembly instructions	Housing height ≥ 72 mm. Plug-in connections may only be operated only when there is no load/voltage.
Connection	For use in HC-M-EMV-MOD-BU plastic module, usable CK1,6-ED-... crimp contacts

Material data

Contact material	Copper alloy
Contact surface material	Ag (alternatively Au)
Contact carrier material	PC

Standards and Regulations

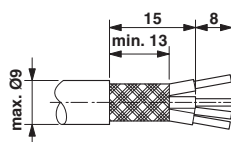
Connection in acc. with standard	CUL
Flammability rating according to UL 94	V0

Environmental Product Compliance

China RoHS	Environmentally friendly use period: unlimited = EFUP-e
	No hazardous substances above threshold values

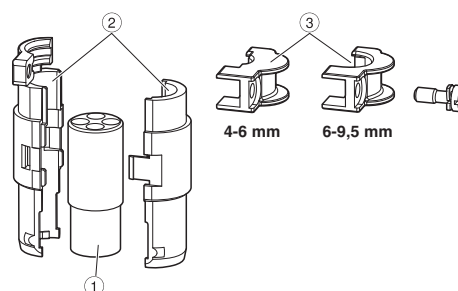
Drawings

Dimensional drawing



Stripping specifications

Functional drawing

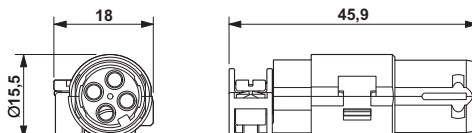


Assembly instruction:

Connector - HC-M-EMV-BU/3-9,5 - 1636091

Strip the cable as shown. Lay the braided shield around the cable sheath, and secure with shrink sleeve. Mount the contact carrier in the EMC connector and put on the metal half-shells. Crimp the wires with crimp contacts and snap the contacts into the contact carrier (check to ensure position assignment is correct). Mount the clip and snap the EMC connector into the EMC module. Lastly, place the module in the snap-in frame.

Dimensional drawing



Female insert

Approvals

Approvals

Approvals

cUL Recognized / UL Recognized / EAC / cULus Recognized

Ex Approvals

Approval details


cUL Recognized		http://database.ul.com/cgi-bin/XYV/template/LISEXT/1FRAME/index.htm	FILE E 118976
Nominal voltage UN	42 V		
Nominal current IN	9 A		
mm ² /AWG/kcmil	16		

UL Recognized		http://database.ul.com/cgi-bin/XYV/template/LISEXT/1FRAME/index.htm	FILE E 118976
Nominal voltage UN	42 V		
Nominal current IN	10 A		
mm ² /AWG/kcmil	16		

Connector - HC-M-EMV-BU/3-9,5 - 1636091

Approvals

EAC		RU C- DE.AI30.B.01102
-----	---	--------------------------

cULus Recognized		http://database.ul.com/cgi-bin/XYV/template/LISEXT/1FRAME/index.htm
------------------	---	---

Phoenix Contact 2018 © - all rights reserved
<http://www.phoenixcontact.com>

PHOENIX CONTACT GmbH & Co. KG
Flachsmarktstr. 8
32825 Blomberg
Germany
Tel. +49 5235 300
Fax +49 5235 3 41200
<http://www.phoenixcontact.com>