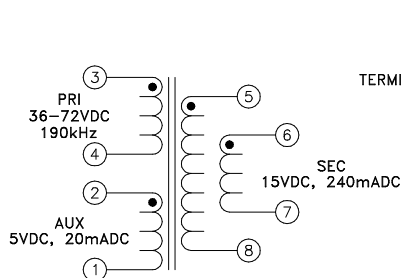
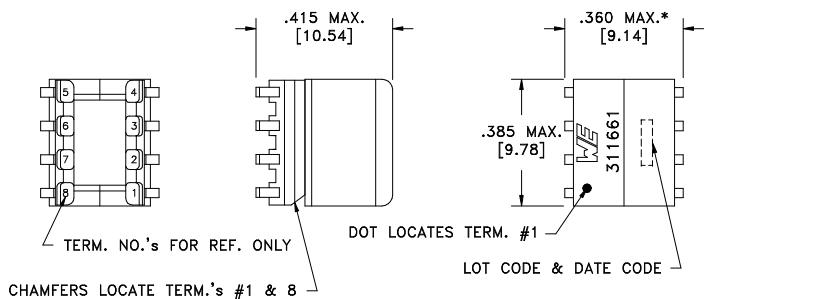


CUSTOMER TERMINAL	RoHS	LEAD(Pb)-FREE
Sn96%, Ag4%	Yes	Yes

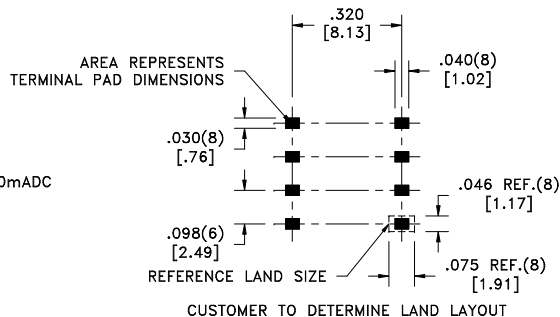
more than you expect



* DIMENSION MAY BE EXCEEDED WITH SOLDER ONLY



Customer to tie terminals 5+6 and 7+8 on PC board.



ELECTRICAL SPECIFICATIONS @ 25°C unless otherwise noted:

PARAMETER	TEST CONDITIONS	VALUE
D.C. RESISTANCE	3-4 @20°C	0.41 ohms max.
D.C. RESISTANCE	2-1 @20°C	1.76 ohms max.
D.C. RESISTANCE	tie(5+6, 7+8), @20°C	0.42 ohms max.
INDUCTANCE	3-4 100kHz, 100mVAC, Ls	150uH ±10%
SATURATION CURRENT	20% rolloff from initial	1.10A
LEAKAGE INDUCTANCE	3-4 tie(1+2, 5+6+7+8), 100kHz, 100mVAC, Ls	1.85uH typ., 2.75uH max.
DIELECTRIC	3-5 tie(2+4, 5+6), 1875VAC, 1 second	1500VAC, 1 minute
URNS RATIO	(3-4):(2-1)	3.058:1, ±2%
URNS RATIO	(3-4):(5-8)	2:1, ±2%
URNS RATIO	(3-4):(6-7)	2:1, ±2%

GENERAL SPECIFICATIONS:

OPERATING TEMPERATURE RANGE: -40°C to +125°C including temp rise.

Wire insulation & RoHS status not affected by wire color.
Wire insulation color may vary depending on availability.

REV.	DATE	Packaging Specifications Method: Tape & Reel PKG-0410 www.we-online.com/midcom		Tolerances unless otherwise specified: Angles: ±1° Decimals: ±.005 [.13] Fractions: ±1/64 Footprint: ±.005 [.13]	DRAWING TITLE TRANSFORMER	PART NO. 750311661
6A	1/11	SEE REVISION SHEET FOR REVISION LEVEL	CONVENTION PLACEMENT	This drawing is dual dimensioned. Dimensions in brackets are in millimeters.	eiSos p/n: 750311661	SPECIFICATION SHEET 1 OF 1