

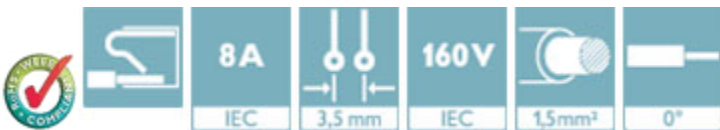
Printed-circuit board connector - IFMC 1,5/ 9-ST-3,5 - 1844060

Please be informed that the data shown in this PDF Document is generated from our Online Catalog. Please find the complete data in the user's documentation. Our General Terms of Use for Downloads are valid (<http://phoenixcontact.com/download>)

Plug component, Nominal current: 8 A, Rated voltage (III/2): 160 V, Number of positions: 9, Pitch: 3.5 mm, Connection method: Push-in spring connection, Color: green, Contact surface: Tin



The figure shows a 10-position version of the product



Key Commercial Data

| | |
|--------------------------------------|----------|
| Packing unit | 1 pc |
| Weight per Piece (excluding packing) | 5.6 g |
| Custom tariff number | 85366990 |
| Country of origin | Germany |

Technical data

Dimensions

| | |
|-------------|---------|
| Length | 24.6 mm |
| Height | 7.8 mm |
| Pitch | 3.50 mm |
| Dimension a | 28 mm |

General

| | |
|-----------------------------|-----------------|
| Range of articles | IFMC 1,5/...-ST |
| Insulating material group | I |
| Rated surge voltage (III/3) | 2.5 kV |
| Rated surge voltage (III/2) | 2.5 kV |
| Rated surge voltage (II/2) | 2.5 kV |
| Rated voltage (III/3) | 160 V |
| Rated voltage (III/2) | 160 V |
| Rated voltage (II/2) | 320 V |

Printed-circuit board connector - IFMC 1,5/ 9-ST-3,5 - 1844060

Technical data

General

| | |
|--|---------------------|
| Connection in acc. with standard | EN-VDE |
| Nominal current I_N | 8 A |
| Nominal cross section | 1.5 mm ² |
| Maximum load current | 8 A |
| Insulating material | PA |
| Flammability rating according to UL 94 | V0 |
| Internal cylindrical gage | A1 |
| Stripping length | 10 mm |
| Number of positions | 9 |

Connection data

| | |
|--|----------------------|
| Conductor cross section solid min. | 0.14 mm ² |
| Conductor cross section solid max. | 1.5 mm ² |
| Conductor cross section flexible min. | 0.14 mm ² |
| Conductor cross section flexible max. | 1.5 mm ² |
| Conductor cross section flexible, with ferrule without plastic sleeve min. | 0.25 mm ² |
| Conductor cross section flexible, with ferrule without plastic sleeve max. | 1.5 mm ² |
| Conductor cross section flexible, with ferrule with plastic sleeve min. | 0.14 mm ² |
| Conductor cross section flexible, with ferrule with plastic sleeve max. | 0.75 mm ² |
| Conductor cross section AWG min. | 24 |
| Conductor cross section AWG max. | 16 |

Standards and Regulations

| | |
|--|--------|
| Connection in acc. with standard | EN-VDE |
| Flammability rating according to UL 94 | V0 |

Classifications

eCl@ss

| | |
|------------|----------|
| eCl@ss 5.1 | 27260701 |
| eCl@ss 6.0 | 27261101 |
| eCl@ss 8.0 | 27440402 |
| eCl@ss 9.0 | 27440402 |

ETIM

| | |
|----------|----------|
| ETIM 5.0 | EC002637 |
|----------|----------|

Printed-circuit board connector - IFMC 1,5/ 9-ST-3,5 - 1844060

Approvals

Approvals

Approvals


cULus Recognized / VDE Gutachten mit Fertigungsüberwachung / IEC60335 CB Scheme / EAC


Ex Approvals

Approvals submitted

Approval details

| cULus Recognized | | |
|--------------------------------|-------|-------|
| | B | C |
| mm ² /AWG/kcmil | 24-16 | 24-16 |
| Nominal current I _N | 8 A | 8 A |
| Nominal voltage U _N | 150 V | 50 V |

| VDE Gutachten mit Fertigungsüberwachung  | |
|---|---------|
| mm ² /AWG/kcmil | 0.2-1.5 |
| Nominal current I _N | 8 A |
| Nominal voltage U _N | 160 V |

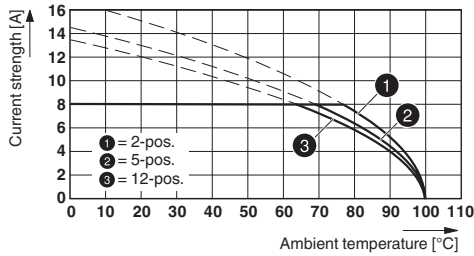
| IECEE CB Scheme  | |
|---|---------|
| mm ² /AWG/kcmil | 0.2-1.5 |
| Nominal current I _N | 8 A |
| Nominal voltage U _N | 160 V |

| |
|-----|
| EAC |
|-----|

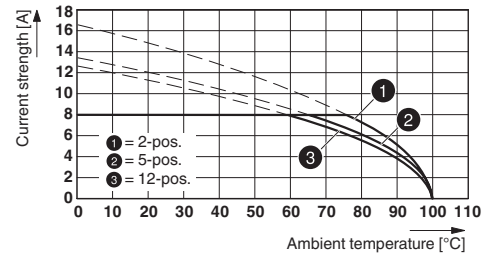
Drawings

Printed-circuit board connector - IFMC 1,5/ 9-ST-3,5 - 1844060

Diagram



Diagram



Type: FMC 1,5/...-ST-3,5 with IFMC 1,5/...-ST-3,5

Type: IFMC 1,5/...-ST-3,5 with IMC 1,5/...-G-3,5 P20 THR

Dimensional drawing

