

Flush-type connector - SACC-SQ-M12FSB-5CON-20-L180 - 1456462

Please be informed that the data shown in this PDF Document is generated from our Online Catalog. Please find the complete data in the user's documentation. Our General Terms of Use for Downloads are valid (<http://phoenixcontact.com/download>)




Sensor/actuator flush-type connector, 5-pos. socket, M12, B-coded, front/square flange mounting, wave soldering

Why buy this product

- ✓ M12 PCB connector that can be soldered directly with integrated torsion protection and shield connection
- ✓ Easy PCB assembly: one-piece connectors for wave soldering
- ✓ Standard pin assignments for signal and power transmission with a uniform design-in design
- ✓ SPEEDCON fast locking system reduces cabling times



Key Commercial Data

Packing unit	10 STK
GTIN	 4 046356 617079
GTIN	4046356617079

Technical data

Ambient conditions

Ambient temperature (operation)	-25 °C ... 85 °C (Plug / socket)
	-40 °C ... 85 °C (without mechanical actuation)
Degree of protection	IP20

General

Note	The electrical and mechanical data specified assume that the connector pair is correctly locked and mounted. If the connector is unlocked and if there is a danger of contamination, the connector must be sealed using a protective cap > IP54. Influences arising from litz wires, cables or PCB assembly must also be taken into consideration.
Rated current at 40°C	4 A
Rated voltage	60 V
Rated surge voltage	1.5 kV
Number of positions	5

Flush-type connector - SACC-SQ-M12FSB-5CON-20-L180 - 1456462

Technical data

General

Insulation resistance	≥ 100 MΩ
Coding	B - inverse
Standards/regulations	M12 connector IEC 61076-2-101
Signal type/category	Universal
Status display	No
Overvoltage category	II
Degree of pollution	3
Connection method	Solder pins
Insertion/withdrawal cycles	> 100
Torque	3 Nm ... 4 Nm (Installation-side)
Mounting type	Front mounting Square flange 20 mm side length

Material

Flammability rating according to UL 94	V0
Contact material	CuZn
Contact surface material	Au
Contact carrier material	PA 66
Material, knurls	Zinc die-cast, nickel-plated
Sealing material	FKM

Cable

Conductor cross section	0.34 mm ²
Conductor structure signal line	7x 0.25 mm
Core diameter including insulation	1.2 mm ±0.07 mm
Thickness, insulation	0.21 mm
Standards/specifications	M12 connector IEC 61076-2-101
Insulation resistance	≥ 20 MΩ*km
Conductor resistance	≤ 57.6 mΩ/m
Nominal voltage, cable	300 V
Test voltage, cable	2000 V AC
Ambient temperature (operation)	-40 °C ... 85 °C (cable, fixed installation)
	-25 °C ... 85 °C (cable, flexible installation)

Standards and Regulations

Standard designation	M12 connector
Standards/regulations	IEC 61076-2-101
Flammability rating according to UL 94	V0

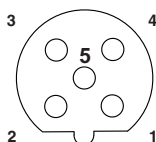
Environmental Product Compliance

China RoHS	Environmentally Friendly Use Period = 50
	For details about hazardous substances go to tab "Downloads", Category "Manufacturer's declaration"

Flush-type connector - SACC-SQ-M12FSB-5CON-20-L180 - 1456462

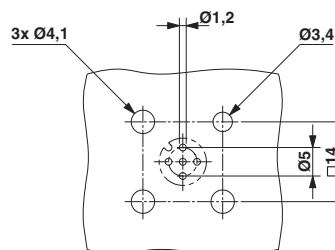
Drawings

Schematic diagram

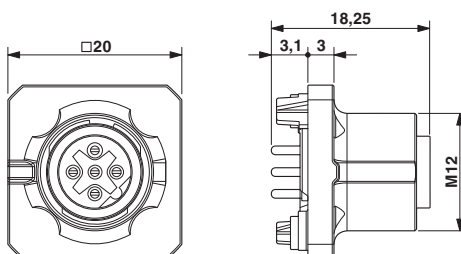


Pin assignment M12 socket, 5-pos., B-coded, female side

Drilling diagram



Dimensional drawing



M12 flush-type socket, square flange

Approvals


Approvals

Approvals

cULus Recognized / EAC

Ex Approvals

Approval details

cULus Recognized  http://database.ul.com/cgi-bin/XYVV/template/LISEXT/1FRAME/index.htm E221474-20140616	
mm ² /AWG/kcmil	22-20
Nominal current I _N	4 A
Nominal voltage U _N	60 V

Flush-type connector - SACC-SQ-M12FSB-5CON-20-L180 - 1456462

Approvals

EAC



B.01742

Phoenix Contact 2017 © - all rights reserved
<http://www.phoenixcontact.com>

PHOENIX CONTACT GmbH & Co. KG
Flachsmarktstr. 8
32825 Blomberg
Germany
Tel. +49 5235 300
Fax +49 5235 3 41200
<http://www.phoenixcontact.com>