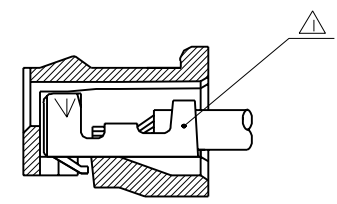
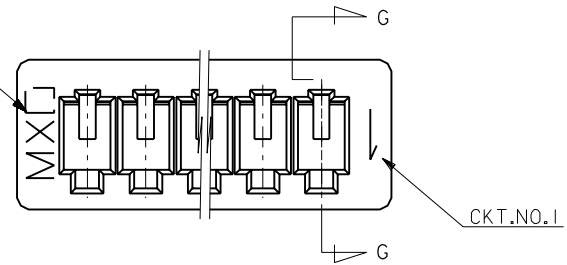
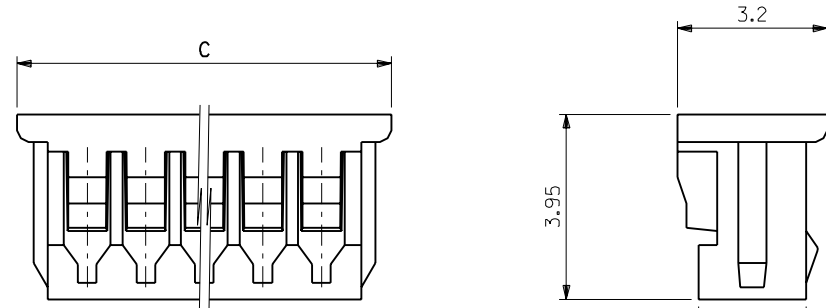


DWG. NO.
SD-51021-**-00

トレードマーク
TRADE MARK



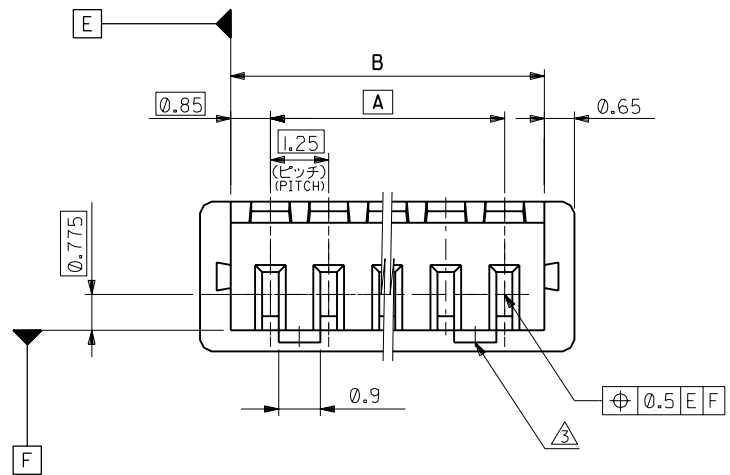
SECT. G-G



注記 NOTES

- △ 適合ターミナル : 50058, 50079 シリーズ
APPLICABLE TERMINAL : 50058, 50079 SERIES
- 2 嵌合相手 : 53047, 53048, 53261, 53398 シリーズ
MATE WITH : 53047, 53048, 53261, 53398 SERIES
- △ ロックは、2, 3極は1ヶ, 4極以上は2ヶとする。
LOCKING WINDOW : ONE PLACE FOR 2 & 3 CKT.
AND TWO PLACES FOR MORE THAN 3 CKT.

20.5	19.2	17.5	51021-1500	15
19.25	17.95	16.25	-1400	14
18	16.7	15	-1300	13
16.75	15.45	13.75	-1200	12
15.5	14.2	12.5	-1100	11
14.25	12.95	11.25	-1000	10
13	11.7	10	-0900	9
11.75	10.45	8.75	-0800	8
10.5	9.2	7.5	-0700	7
9.25	7.95	6.25	-0600	6
8	6.7	5	-0500	5
6.75	5.45	3.75	-0400	4
5.5	4.2	2.5	-0300	3
4.25	2.95	1.25	51021-0200	2
C	B	A	ENG.NO.	極数 CKTS.



角度 ANGLE	±3°				
30以上 OVER	+0.3				
10以上 30未満 UNDER	+0.25				
10未満 UNDER	+0.2				
一般公差 GENERAL TOLERANCES		記号 LTR	変更内容 REVISION RECORD	DR. CHK.	日付 DATE
		D	変更及び再作図 REVISED & REDRAWN (030522)	K.T. H.H.	'93/6/1

材料 MATERIAL	仕上げ FINISH	適用電線範囲 WIRE RANGE	被覆外径 INS. RANGE
PBTP UL94V-0	—	—	—
DRAWN BY '93/6/1 K.TOJO		CHK'D BY '93/6/1 H.HIRAMOTO	
APP'D BY '93/6/1 M.FUKUSHIMA		尺度 SCALE 10 : 1	

MOLEX-JAPAN CO.,LTD. 日本モレックス株式会社	
REVISE ONLY ON CAD SYSTEM	
TITLE 名称 1.25 WIRE TO BOARD CONN. RECEPTACLE HOUSING	
DWG. NO. SD-51021-**-00	REV D

8 7 6 5 4 3 2 1

DWG. NO.

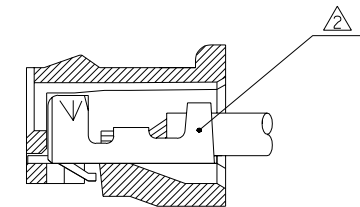
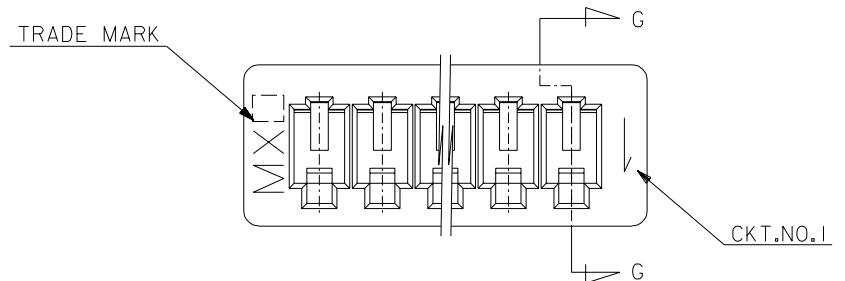
SIMILAR ITEM

PROJECT NO.

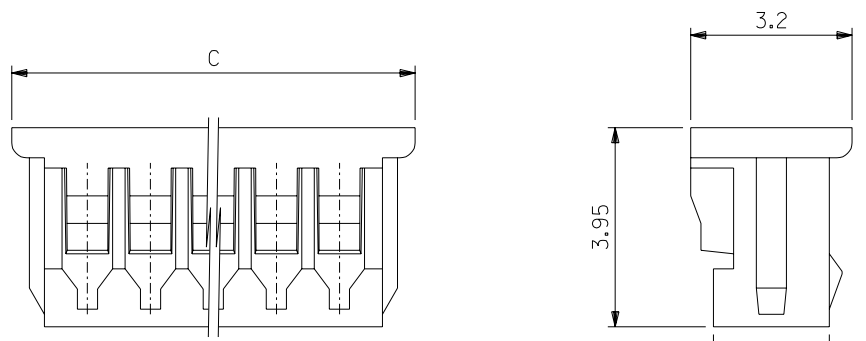
C

B

DO NOT SCALE DRAWING
DIMENSION IN METRIC

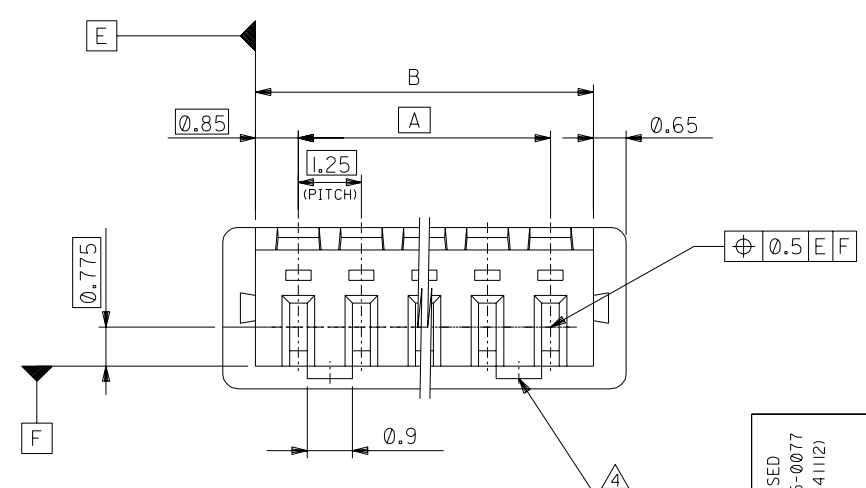


SECT. G-G



NOTES

- 1. MATERIAL : POLYBUTYLENE, UL94V-0, NON-GRASS FILLED.
- ▲ APPLICABLE TERMINAL : 50058 SERIES
- 3. MATE WITH : 53047, 53048, 53261, 53398 SERIES
- ▲ LOCKING WINDOW : ONE PLACE FOR 2 & 3 CKT. AND TWO PLACES FOR MORE THAN 3 CKT.



20.50	19.20	17.50	510211530	51021-1530	15
19.25	17.95	16.25	▲ 1430	▲ -1430	14
18.00	16.70	15.00	1330	-1330	13
16.75	15.45	13.75	1230	-1230	12
15.50	14.20	12.50	1130	-1130	11
14.25	12.95	11.25	1030	-1030	10
13.00	11.70	10.00	0930	-0930	9
11.75	10.45	8.75	0830	-0830	8
10.50	9.20	7.50	0730	-0730	7
9.25	7.95	6.25	0630	-0630	6
8.00	6.70	5.00	0530	-0530	5
6.75	5.45	3.75	0430	-0430	4
5.50	4.20	2.50	▼ 0330	▼ -0330	3
4.25	2.95	1.25	510210230	51021-0230	2
C	B	A	EDP NO.	ENG. NO.	CKTS.

ANGLE	±3°
3Ø OVER	±0.3
1Ø OVER 3Ø UNDER	±0.25
1Ø UNDER	±0.2
GENERAL TOLERANCES	

NEW RELEASED EC NO. KOR2005-0077 DRWN: KSKIM (041112) CHK: Y.Soo.KIM APPR: CWLEE	QUALITY SYMBOLS MAJOR CRITICAL	GENERAL TOLERANCES: (UNLESS SPECIFIED)	SCALE 10 - 1	DESIGN UNITS <input checked="" type="checkbox"/> mm <input type="checkbox"/> INCH	THIRD ANGLE PROJECTION <input checked="" type="checkbox"/> THIRD ANGLE <input type="checkbox"/> FIRST ANGLE	DIMENSIONS: <input type="checkbox"/> mm <input type="checkbox"/> INCH <input checked="" type="checkbox"/> mm ONLY	SHT REV	
	DESCRIPTION A	mm INCH 4 PLACES ± ± 3 PLACES ± ± 2 PLACES ± ± 1 PLACE ± ±	DRAWN BY & DATE KSKIM (030806)	TITLE: 1.25 WIRE TO BOARD CONN. RECEPTACLE HOUSING				
	REV	ANGULAR: ± °	CHECKED BY & DATE Y.Soo.KIM	MOLEX INCORPORATED				
	DRAFT WHERE APPLICABLE MUST REMAIN WITHIN DIMENSIONS	CAD FILENAME	APPROVED BY & DATE CWLEE	MATERIAL NO. SEE TABLE	DRAWING NO. SD-51021-001	SHEET NO. 1 OF 1	THIS DRAWING CONTAINS INFORMATION THAT IS PROPRIETARY TO MOLEX INCORPORATED AND SHOULD NOT BE USED WITHOUT WRITTEN PERMISSION.	SIZE B

8 7 6 5 4 3 2 1

F
E
D
C
B
A

MX-A3
50058.501