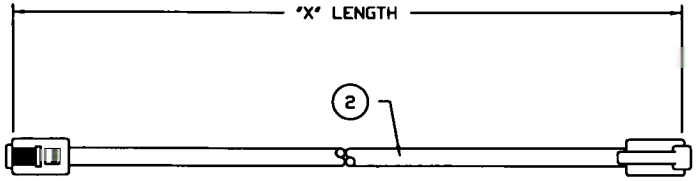


THESE DRAWINGS AND SPECIFICATIONS ARE THE SOLE PROPERTY OF I/O INTERCONNECT INC., U.S.A. AND SHALL NOT BE REPRODUCED, COPIED, OR USED IN ANY MANNER WITHOUT THE PRIOR WRITTEN CONSENT OF I/O INTERCONNECT INC. OR ITS AFFILIATED SUBSIDIARIES.

DWG. NO.	ZONE	REV.	DESCRIPTION	DATE	APPROVED
XX4-501-D		C	ECN C285	07/24/01	K.C.
		D	ADD NOTE & CHANGE P/N TO ROHS COMPLIANT PER ECN D829	04/21/05	M.G.

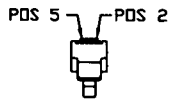
1



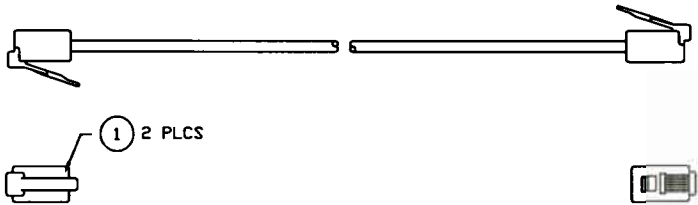
WIRE DIAGRAM

P1		P2
2	BLACK	2
3	RED	3
4	GREEN	4
5	YELLOW	5

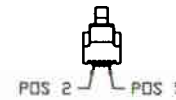
2



P1



P2



3

NOTES: UNLESS OTHERWISE SPECIFIED.

1. CABLE TO BE BUNDLED AND TWIST TIED.
2. TEST CABLE FOR ALL OPENS & SHORTS.
3. PACKAGE CABLE ASSEMBLY INDIVIDUALLY IN PLASTIC BAG. PACKAGE INDIVIDUAL BAG PER LOT NUMBER QUANTITIES.
4. MARK OUTSIDE SHIPPING BOX WITH CUSTOMER PART NUMBER.
5. PLACE BAR CODE LABEL ON THE OUTSIDE OF EACH SHIPPING BOX LABEL DETAIL SEE DWG 090-990-001.
6. ALL METRICAL SHOULD BE ROHS COMPLIANT.

4

T.B.D.	GLF-464-254-501-D	25.0 FT ± 4.0 IN 7.62 M ± 101.6 MM
H2642-14-ND	GLF-464-144-501-D	14.0 FT ± 3.0 IN 4.27 M ± 76.2 MM
H2642-07-ND	GLF-464-074-501-D	7.0 FT ± 2.0 IN 2.13 M ± 50.8 MM
PART NUMBER DIGI-KEY	PART NUMBER I/O INTERCONNECT	LENGTH "X"

THIRD ANGLE PROJECTION



I/O INTERCONNECT
SANTA ANA, CALIFORNIA

DR. BY JERRY SUN	DATE/REV 04/21/05	TITLE 6P4C MODULAR, REVERT STYLE, BLACK, CABLE ASSEMBLY P/N: H2642-XX-ND
DR. CHECKED		PART NO. GLF-464-XX4-501-D
REV.		DWG NO. GLF-464-XX4-501-D
DESIGNED		CUSTOMER DIGI-KEY
DATE/SCALE		REV. D
SA		SCALE: NONE SHEET 1 OF 1

UNLESS OTHERWISE NOTED:
1) DIMENSIONS ARE IN INCHES (MILLIMETER)
2) TOLERANCES:
X.XX ± 0.25 (6.35)

5

ITEM	QTY	MFG.	IOI PART NO.	DESCRIPTION
2	"X"	IOI	GLF-120-410-010	MODULAR CABLE, 26 AWG (7/34) BARE COPPER, 4 CONDUCTOR, UNSHIELDED, BLACK PVC. ROHS COMPLIANT.
1	2 PCS	IOI	GLF-325-641-50X	CONNECTOR, MODULAR PLUG, 6 POSITION, 4 CONDUCTOR, 50u" Au, FLAT TYPE EXIT. ROHS COMPLIANT.

CABLE ASSEMBLY PARTS LIST