


## UDK 4-ILA 500

Order No.: 2775061

<http://eshop.phoenixcontact.de/phoenix/treeViewClick.do?UID=2775061>

Feed-through modular terminal block, Connection type: Screw connection, Cross section: 0.2 mm<sup>2</sup> - 6 mm<sup>2</sup>, AWG: 24 - 10, Nominal current: 0.5 A, Nominal voltage: 500 V, Length: 63.5 mm, Width: 6.2 mm, Color: black, Assembly: NS 35/7.5, NS 35/15, NS 32

### Commercial data

GTIN (EAN)	 4 017918 068417
sales group	A201
Pack	50 pcs.
Customs tariff	85318095
Catalog page information	Page 393 (CL-2009)

### Product notes

WEEE/RoHS-compliant since:  
08/31/2005



<http://www.download.phoenixcontact.com>  
Please note that the data given here has been taken from the online catalog. For comprehensive information and data, please refer to the user documentation. The General Terms and Conditions of Use apply to Internet downloads.

### Technical data

#### General

Number of levels	2
Number of connections	4
Color	black

Insulating material	PA
Inflammability class acc. to UL 94	V2

**Dimensions**

Width	6.2 mm
Length	63.5 mm
Height NS 35/7.5	47 mm
Height NS 35/15	54.5 mm
Height NS 32	52.5 mm

**Technical data**

Maximum load current	0.5 A (with 6 mm <sup>2</sup> conductor cross section)
Rated surge voltage	6 kV
Pollution degree	3
Surge voltage category	III
Insulating material group	I
Nominal current I <sub>N</sub>	0.5 A (see load current diagram.)
Nominal voltage U <sub>N</sub>	500 V (to neighboring terminal blocks.)

**Connection data**

Conductor cross section solid min.	0.2 mm <sup>2</sup>
Conductor cross section solid max.	6 mm <sup>2</sup>
Conductor cross section stranded min.	0.2 mm <sup>2</sup>
Conductor cross section stranded max.	4 mm <sup>2</sup>
Conductor cross section AWG/kcmil min.	24
Conductor cross section AWG/kcmil max	10
Conductor cross section stranded, with ferrule without plastic sleeve min.	0.25 mm <sup>2</sup>
Conductor cross section stranded, with ferrule without plastic sleeve max.	4 mm <sup>2</sup>
Conductor cross section stranded, with ferrule with plastic sleeve min.	0.25 mm <sup>2</sup>
Conductor cross section stranded, with ferrule with plastic sleeve max.	1.5 mm <sup>2</sup>
2 conductors with same cross section, solid min.	0.2 mm <sup>2</sup>
2 conductors with same cross section, solid max.	1 mm <sup>2</sup>
2 conductors with same cross section, stranded min.	0.2 mm <sup>2</sup>

2 conductors with same cross section, stranded max.	1.5 mm <sup>2</sup>
2 conductors with same cross section, stranded, ferrules without plastic sleeve, min.	0.25 mm <sup>2</sup>
2 conductors with same cross section, stranded, ferrules without plastic sleeve, max.	1.5 mm <sup>2</sup>
2 conductors with same cross section, stranded, TWIN ferrules with plastic sleeve, min.	0.5 mm <sup>2</sup>
2 conductors with same cross section, stranded, TWIN ferrules with plastic sleeve, max.	2.5 mm <sup>2</sup>
Cross-section with insertion bridge, solid max.	2.5 mm <sup>2</sup>
Cross-section with insertion bridge, stranded max.	2.5 mm <sup>2</sup>
Type of connection	Screw connection
Stripping length	8 mm
Internal cylindrical gage	A4
Screw thread	M3
Tightening torque, min	0.5 Nm
Tightening torque max	0.6 Nm

#### Certificates / Approvals



Certification

CSA, CUL, GOST, UL

#### Accessories

Item	Designation	Description
<b>Assembly</b>		
3022218	CLIPFIX 35	Snap-on end bracket, for 35 mm NS 35/7.5 or NS 35/15 DIN rail, can be fitted with Zack strip ZB 8 and ZB 8/27, terminal strip marker KLM 2 and KLM, width: 9.5 mm, color: gray
2775113	D-UDK 4	End cover, Length: 63.5 mm, Width: 1.5 mm, Color: gray
1201442	E/UK	End clamp, for assembly on NS 32 or NS 35/7.5 DIN rail
0201595	FB-150 METER	Cross connection rail, for fixed bridging of identical inputs and outputs, made of Cu, nickel-plated, 1 m long
1201028	NS 32 AL UNPERF 2000MM	G rail 32 mm (NS 32)

1201280	NS 32 CU/120QMM UNPERF 2000MM	G-profile DIN rail, deep-drawn, material: Copper, unperforated, height 15 mm, width 32 mm, length 2 m
1201358	NS 32 CU/35QMM UNPERF 2000MM	G-profile DIN rail, material: Copper, unperforated, height 15 mm, width 32 mm, length 2 m
1201002	NS 32 PERF 2000MM	G-profile DIN rail, material: Steel, perforated, height 15 mm, width 32 mm, length 2 m
1201015	NS 32 UNPERF 2000MM	G-profile DIN rail, material: Steel, unperforated, height 15 mm, width 32 mm, length 2 m
0801762	NS 35/ 7,5 CU UNPERF 2000MM	DIN rail, material: Copper, unperforated, height 7.5 mm, width 35 mm, length: 2 m
0801733	NS 35/ 7,5 PERF 2000MM	DIN rail, material: Steel, galvanized and passivated with a thick layer, perforated, height 7.5 mm, width 35 mm, length: 2 m
0801681	NS 35/ 7,5 UNPERF 2000MM	DIN rail, material: Steel, unperforated, height 7.5 mm, width 35 mm, length: 2 m
1201756	NS 35/15 AL UNPERF 2000MM	DIN rail, deep-drawn, high profile, unperforated, 1.5 mm thick, material: Aluminum, height 15 mm, width 35 mm, length 2 m
1201895	NS 35/15 CU UNPERF 2000MM	DIN rail, material: Copper, unperforated, 1.5 mm thick, height 15 mm, width 35 mm, length: 2 m
1201730	NS 35/15 PERF 2000MM	DIN rail, material: Steel, perforated, height 15 mm, width 35 mm, length: 2 m
1201714	NS 35/15 UNPERF 2000MM	DIN rail, material: Steel, unperforated, height 15 mm, width 35 mm, length: 2 m
1201798	NS 35/15-2,3 UNPERF 2000MM	DIN rail, material: Steel, unperforated, 2.3 mm thick, height 15 mm, width 35 mm, length: 2 m
2770215	TS-KK 3	Separating plate, Length: 14 mm, Height: 16 mm, Color: gray

**Bridges**

0201155	EB 2- 6	Insertion bridge, Number of positions: 2, Color: gray
0201142	EB 3- 6	Insertion bridge, Number of positions: 3, Color: gray
0201139	EB 10- 6	Insertion bridge, Number of positions: 10, Color: gray
0203250	FBI 10- 6	Fixed bridge, Number of positions: 10, Color: silver
0201650	FBI 100- 6	Fixed bridge, Number of positions: 100, Color: aluminum
0201867	FBI 20- 6	Fixed bridge, Number of positions: 20, Color: aluminum
1302338	IS-K 4	Bridge bar isolator, Color: gray
0301505	ISSBI 10- 6	Bridge bar isolator, Number of positions: 10, Color: silver
0202280	LB 10-6 BU	Jumper, Number of positions: 10, Color: blue
0202358	LB 10-6 GY	Jumper, Number of positions: 10, Color: gray
0202293	LB 10-6 RD	Jumper, Number of positions: 10, Color: red
0202303	LB 100-6 BU	Jumper, Number of positions: 100, Color: blue
0202345	LB 100-6 GY	Jumper, Number of positions: 100, Color: gray

0202316	LB 100-6 RD	Jumper, Number of positions: 100, Color: red
1413230	SBRN 2-7	Switching jumper, Color: silver
2303239	USBR 2-7	Switching jumper, Color: silver
2305538	USBRJ 2-7	Switching jumper, Number of positions: 2, Color: silver

**Marking**

1007222	SBS 6:UNBEDRUCKT	Marker cards for modular terminal blocks, color: white
1004115	WS 3- 6	Warning plate, with 2 plastic screws, across 3 terminal blocks, pitch 6 mm
1004209	WS 4- 6	Warning plate, with 2 plastic screws, across 4 terminal blocks, pitch 6 mm
1004403	WS 5- 6	Warning plate, with 2 plastic screws, across 5 terminal blocks, pitch 6 mm
1050499	ZB 6:SO/CMS	Zack strip, 10-section, divisible, special printing, marking according to customer requirements

**Plug/Adapter**

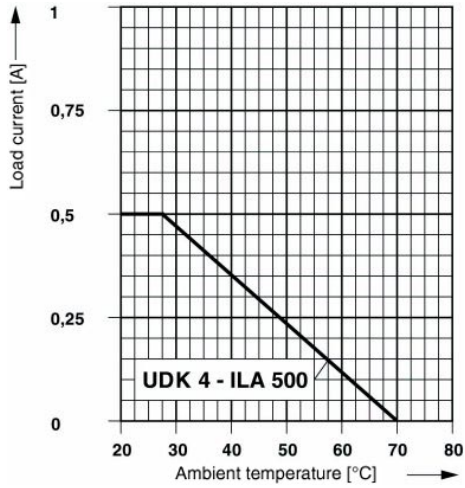
0309523	KSS 3- 6	Short-circuit connector, Number of positions: 3, Color: black
0301547	KSS 6	Short-circuit connector, Number of positions: 2, Color: black
0601292	PSB 3/10/4	Female test connector, Color: silver
0201304	PSBJ 3/13/4	Female test connector, Color: silver
0201647	RPS	Reducing plug, Color: gray

**Tools**

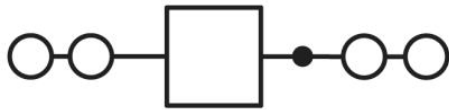
1205053	SZS 0,6X3,5	Actuation tool, for ST terminal blocks, insulated, also suitable for use as a bladed screwdriver, size: 0.6 x 3.5 x 100 mm, 2-component grip, with non-slip grip
---------	-------------	--

**Diagrams/Drawings**

Diagram



Circuit diagram



**Address**

PHOENIX CONTACT Deutschland GmbH  
Flachmarktstr. 8  
32825 Blomberg, Germany  
Phone +49 5235 3 12000  
Fax +49 5235 3 41200  
<http://www.phoenixcontact.de>



© 2011 Phoenix Contact  
Technical modifications reserved;