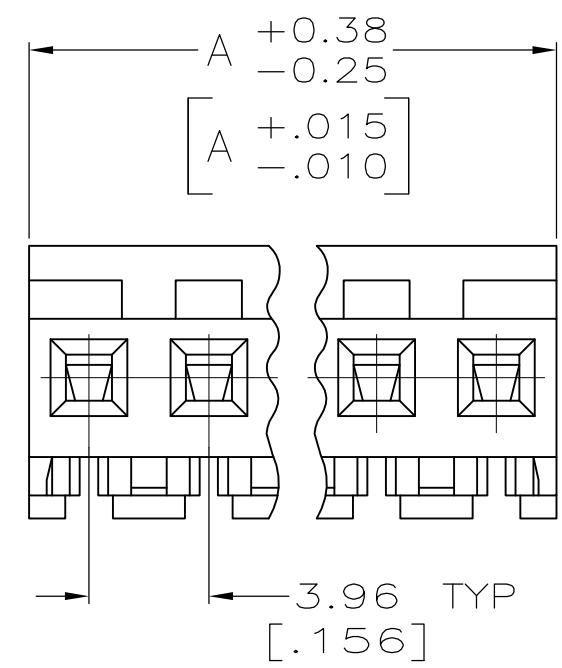
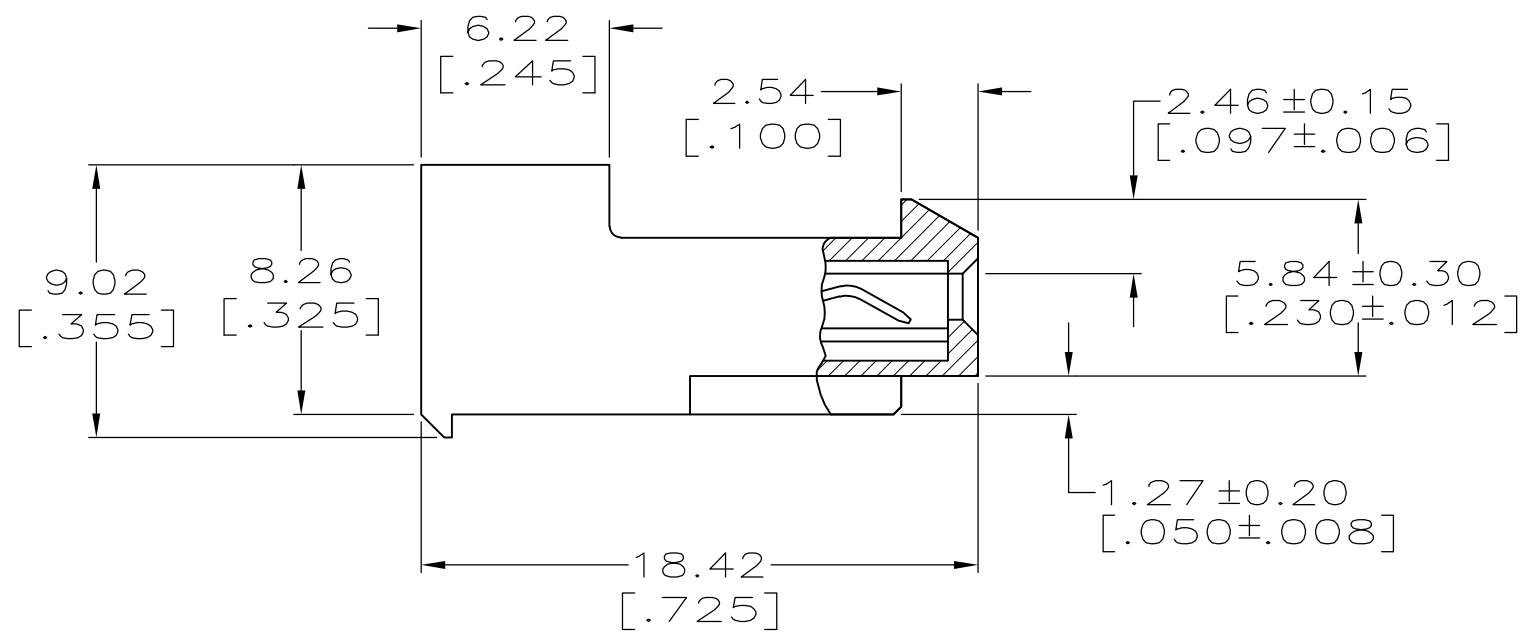
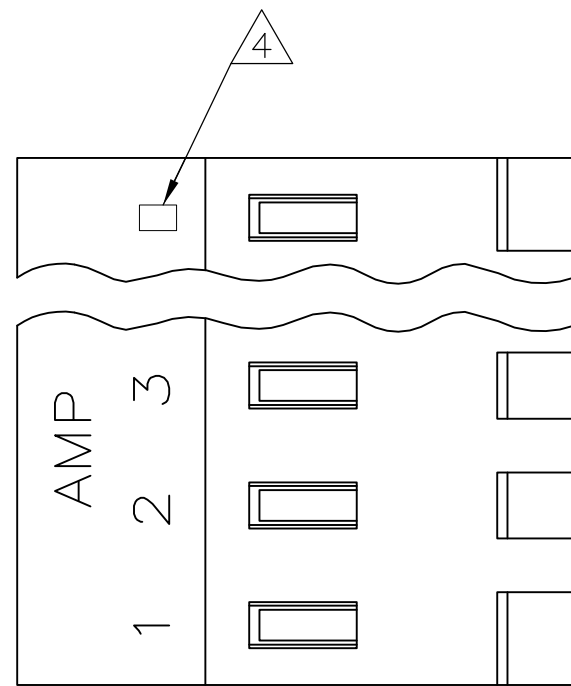


THIS DRAWING IS UNPUBLISHED. RELEASED FOR PUBLICATION
 © COPYRIGHT BY TYCO ELECTRONICS CORPORATION. ALL RIGHTS RESERVED.

LOC	DIST	REVISIONS					
CM	0	P	LTR	DESCRIPTION	DATE	DWN	APVD
		P		ECO-07-012881	21JUN07	KW	DB



1 MATERIAL:
 CONNECTOR - NYLON UL94V-2 (RED).
 CONTACTS - 0.30[.012] THICK COPPER ALLOY.
 PLATING - 0.00038[.000015] GOLD IN CONTACT AREA.
 0.00203[.000080] MIN THICKNESS BRIGHT
 TIN-LEAD IN SLOT AREA FOR 641150-2
 THRU 2-641150-4 OR MATTE WHISKER
 MITIGATED TIN IN SLOT AREA FOR
 3-641150-2 THRU 5-641150-4 OVER
 NICKEL UNDERPLATE.

2. CONTACTS ACCEPT 22 AWG WIRE WITH 2.41[.095] MAX INSULATION DIAMETER.
 3. CONTACTS MUST ACCEPT 1.14±0.03[.045±.001] SQUARE POST AND REMAIN LOCKED IN POSITION.

4 IDENTIFICATION NUMBER FOR LAST CIRCUIT MAY NOT APPEAR ON ALL ASSEMBLIES.

5. DIMENSIONS IN BRACKETS ARE IN INCHES.

6. HOUSING FEATURES ARE: CLOSED END WITH LOCKING RAMP.

NOTE DELETED.

NOTE DELETED.

CONTACT FINISH	DIM A	NO. OF CIRCUITS	PART NO.
TIN	95.10 [3.744]	24	5-641150-4
TIN	91.14 [3.588]	23	5-641150-3
TIN	87.17 [3.432]	22	5-641150-2
TIN	83.21 [3.276]	21	5-641150-1
TIN	79.25 [3.120]	20	5-641150-0
TIN	75.29 [2.964]	19	4-641150-9
TIN	71.32 [2.808]	18	4-641150-8
TIN	67.36 [2.652]	17	4-641150-7
TIN	63.40 [2.496]	16	4-641150-6
TIN	59.44 [2.340]	15	4-641150-5
TIN	55.47 [2.184]	14	4-641150-4
TIN	51.51 [2.028]	13	4-641150-3
TIN	47.55 [1.872]	12	4-641150-2
TIN	43.59 [1.716]	11	4-641150-1
TIN	39.62 [1.560]	10	4-641150-0
TIN	35.66 [1.404]	9	3-641150-9
TIN	31.70 [1.248]	8	3-641150-8
TIN	27.74 [1.092]	7	3-641150-7
TIN	23.77 [.936]	6	3-641150-6
TIN	19.81 [.780]	5	3-641150-5
TIN	15.85 [.624]	4	3-641150-4
TIN	11.89 [.468]	3	3-641150-3
TIN	7.92 [.312]	2	3-641150-2
TIN-LEAD	95.10 [3.744]	24	2-641150-4
TIN-LEAD	91.14 [3.588]	23	2-641150-3
TIN-LEAD	87.17 [3.432]	22	2-641150-2
TIN-LEAD	83.21 [3.276]	21	2-641150-1
TIN-LEAD	79.25 [3.120]	20	2-641150-0
TIN-LEAD	75.29 [2.964]	19	1-641150-9
TIN-LEAD	71.32 [2.808]	18	1-641150-8
TIN-LEAD	67.36 [2.652]	17	1-641150-7
TIN-LEAD	63.40 [2.496]	16	1-641150-6
TIN-LEAD	59.44 [2.340]	15	1-641150-5
TIN-LEAD	55.47 [2.184]	14	1-641150-4
TIN-LEAD	51.51 [2.028]	13	1-641150-3
TIN-LEAD	47.55 [1.872]	12	1-641150-2
TIN-LEAD	43.59 [1.716]	11	1-641150-1
TIN-LEAD	39.62 [1.560]	10	1-641150-0
TIN-LEAD	35.66 [1.404]	9	641150-9
TIN-LEAD	31.70 [1.248]	8	641150-8
TIN-LEAD	27.74 [1.092]	7	641150-7
TIN-LEAD	23.77 [.936]	6	641150-6
TIN-LEAD	19.81 [.780]	5	641150-5
TIN-LEAD	15.85 [.624]	4	641150-4
TIN-LEAD	11.89 [.468]	3	641150-3
TIN-LEAD	7.92 [.312]	2	641150-2

METRIC

THIS DRAWING IS A CONTROLLED DOCUMENT.

DIMENSIONS: mm [INCHES]	TOLERANCES UNLESS OTHERWISE SPECIFIED:	DWN B. LEWIS 2-12-91	CHK R. SWING 2-12-91	Tyco Electronics Corporation Harrisburg, Pa 17105-3608	
0 PLC ± -	1 PLC ± -	APVD -	PRODUCT SPEC 108-1051	NAME MTA-156 CONNECTOR ASSEMBLY, 22 AWG, STANDARD	
2 PLC ± -	3 PLC ± 0.13 [.005]	FINISH -	APPLICATION SPEC 114-1020	SIZE A2	CAGE CODE 00779
4 PLC ± -	ANGLES ± -	MATERIAL -	WEIGHT -	DRAWING NO C=641150	RESTRICTED TO -
CUSTOMER DRAWING			SCALE 4:1	SHEET 1 OF 1	REV P