

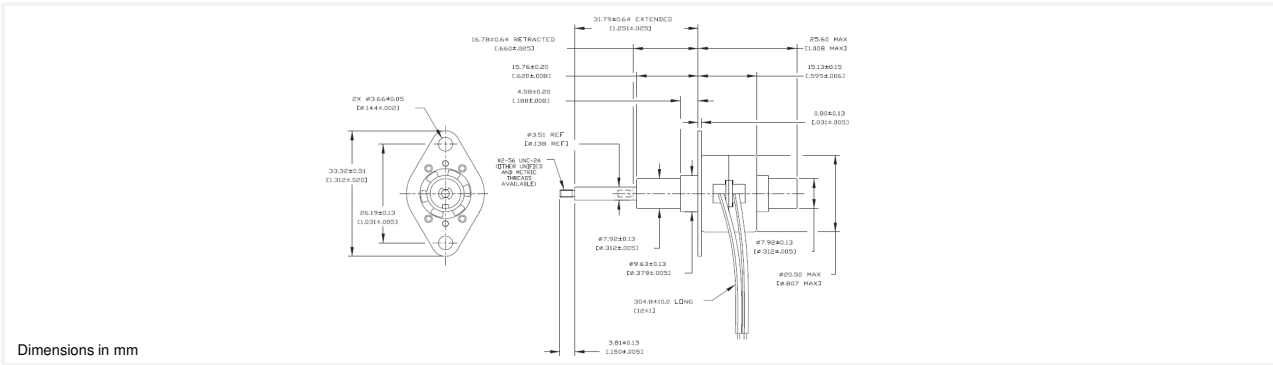
Can Stack Stepper Linear Actuators

20DAM-K

RoHS Compliant

Ø20mm

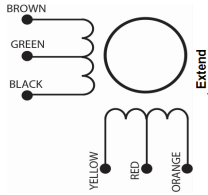
30.6 N



Dimensions in mm

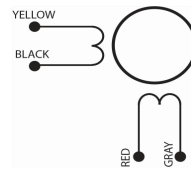
20DAM-K

Electrical Data	20DAMXXD1B-K	20DAMXXD2B-K	20DAMXXD1U-K	20DAMXXD2U-K	
	Bipolar	Bipolar	Unipolar	Unipolar	
1 Operating Voltage #	5	12	5	12	VDC
2 Resistance per Phase, ± 10%	20.0	115.2	20.0	115.2	Ohms
3 Inductance per Phase, typ	7.2	40.8	3.8	20.3	mH
4 Rated Current per Phase, 1 Phase ON	0.35	0.14	0.35	0.14	A
5 Input Power	2.5	2.5	2.5	2.5	W
Coil independent parameters					
	XX	Linear travel per step			
6 Min. Holding Force @ rated current	10 @ .001" (0.0254mm)	30.6 (110)		20.9 (75)	N (oz)
	20 @ .002" (0.0508mm)	20.9 (75)		13.9 (50)	N (oz)
	40 @ .004" (0.1016mm)	11.1 (40)		8.3 (30)	N (oz)
7 Min. Holding Force (Unenergized)	10 @ .001" (0.0254mm)		20.9 (75)		N (oz)
	20 @ .002" (0.0508mm)		11.1 (40)		N (oz)
	40 @ .004" (0.1016mm)		2.8 (10)		N (oz)
8 Stroke Length, Typ			15 (0.59)		mm (in)
9 Linear Travel Accuracy			± 1 Step		
10 Steps per Revolution			24		
11 Ambient Temperature Range (operating)		-20 to +70 (-4 to +158)			°C (°F)
12 Maximum Coil Temperature		130 (266)			°C (°F)
13 Bearing Type		Ball Bearing			
14 Insulation Resistance at 500 VDC		20			Mohms
15 Dielectric Withstanding Voltage		650 for 2 seconds			VAC
16 Weight		25 (0.88)			g (oz)
17 Leadwire		AWG #28, UL1429 (80° C, 150 V)			
All Motor Data Values at 20°C Unless Otherwise Specified					
# Voltage in case of voltage driver (indicator of R ¹)					



UNIPOLAR COIL				
YELLOW	ORANGE	BROWN	BLACK	RED/GREEN
+	-	+	-	+
-	+	-	+	-
+	-	+	-	+
-	+	-	+	-
+	-	+	-	+

VIEWED FROM OUTPUT SHAFT



BIPOLAR COIL			
RED	GRAY	YELLOW	BLACK
+	-	+	-
-	+	-	+
+	-	+	-
-	+	-	+
+	-	+	-

VIEWED FROM OUTPUT SHAFT

