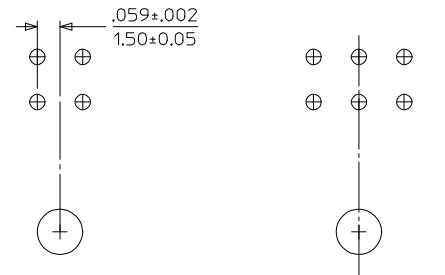
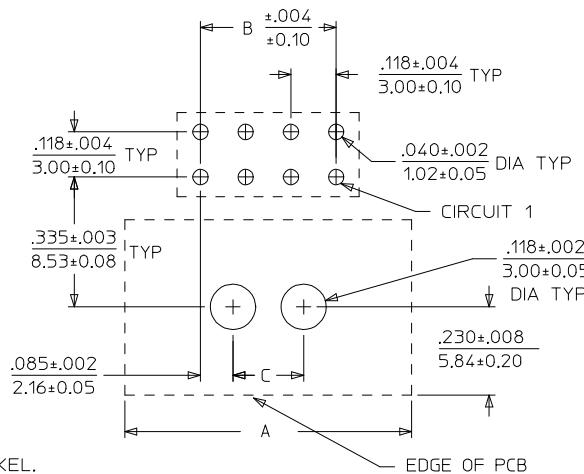
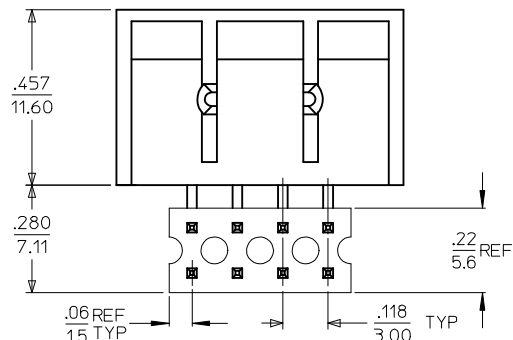


CIRCUIT SIZE	A	B	C
04	.512 13.00	.118 3.00	NA
06	.630 16.00	.236 6.00	NA
08	.748 19.00	.354 9.00	.184 4.68
10	.866 22.00	.472 12.00	.302 7.68
12	.984 25.00	.590 15.00	.420 10.68
14	1.102 28.00	.709 18.00	.539 13.68
16	1.220 31.00	.827 21.00	.657 16.68
18	1.338 34.00	.945 24.00	.775 19.68
20	1.457 37.00	1.063 27.00	.893 22.68
22	1.575 40.00	1.181 30.00	1.011 25.68
24	1.693 43.00	1.299 33.00	1.129 28.68



PCB LAYOUT: COMPONENT SIDE
RECOMMENDED PCB THICKNESS .062/1.57
8 THRU 24 CIRCUITS

PCB LAYOUT:
COMPONENT SIDE
4 CIRCUIT ONLY

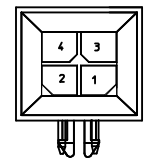
PCB LAYOUT:
COMPONENT SIDE
6 CIRCUIT ONLY

- NOTES :
- MATERIALS -
HOUSING : NYLON , GLASS-FILLED, UL94V-0 COLOR - BLACK
TERMINAL : BRASS ALLOY
TERMINAL POSITIONING STRIP : HIGH TEMPERATURE PET LAMINATE, COLOR - NATURAL
 - FINISH:
A= .000200/(0.00508) MIN. BRIGHT TIN OVER .000050/(0.00127) MIN. NICKEL.
B= .000015/(0.00038) MIN. SELECT GOLD IN CONTACT AREA, .000100/(0.00254) MIN. MATTE TIN ON SOLDER TAILS, BOTH OVER .000050/(0.00127) MIN. NICKEL.
C= .000030/(0.00076) MIN. SELECT GOLD IN CONTACT AREA, .000100/(0.00254) MIN. MATTE TIN ON SOLDER TAILS, BOTH OVER .000050/(0.00127) MIN. NICKEL.
D= .000100/(0.00254) MIN MATTE TIN OVER .000050/(0.00127) MIN NICKEL.
 - PRODUCT SPECIFICATION : PS-44300-001
 - PACKAGING SPECIFICATION : PK-44428-001
 - THIS ASSEMBLY MATES WITH MOLEX BMI PANEL MOUNT RECEPTACLE (SEE DRAWING SD-44133-001) WITH FEMALE CRIMP TERMINAL (SEE DRAWING SD-43030-****) AND BMI RECEPTACLE HEADERS (SEE DRAWING SD-44764-001 OR SD-44769-001).
 - THIS PART CONFORMS TO CLASS 'B' REQUIREMENTS OF COSMETIC SPECIFICATION PS-45499-002.

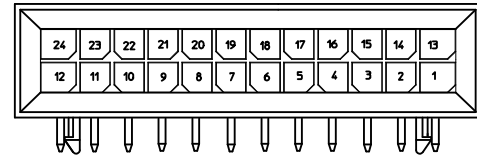
POSITION STRIP MATL EC NO: UCP2016-2887 DRAWN:SLAFTER 2016/01/20 CHKD:JDOFX 2016/01/20 APPR:FSMITH 2016/02/15	QUALITY SYMBOLS ▽=0 ▽=0 ▽=0	GENERAL TOLERANCES (UNLESS SPECIFIED)		DIMENSION STYLE IN/MM		SCALE 4:1	DESIGN UNITS METRIC	THIRD ANGLE PROJECTION	
				mm	INCH	DRAWN BY MUELLER		DATE 1999/11/29	
		4 PLACES ± --- ± ---				CHECKED BY MUELLER		DATE 1999/11/29	
		3 PLACES ± --- ± .010				APPROVED BY FSMITH		DATE 2016/02/15	
2 PLACES ± 0.25 ± .015				MATERIAL NO.		DOCUMENT NO.		SHEET NO.	
1 PLACE ± 0.38 ± ---				SEE CHART		SD-44428-001		1 OF 2	
0 PLACE ± --- ± ---				DRAFT WHERE APPLICABLE MUST REMAIN WITHIN DIMENSIONS		THIS DRAWING CONTAINS INFORMATION THAT IS PROPRIETARY TO MOLEX INCORPORATED AND SHOULD NOT BE USED WITHOUT WRITTEN PERMISSION			

	13	12	11	10	9	8	7	6	5	4	3	2	1
	MATERIAL NUMBER	NUMBER OF CIRCUITS	FINISH OPTION	RETENTION PEG OPTION	MATERIAL NUMBER	NUMBER OF CIRCUITS	FINISH OPTION	RETENTION PEG OPTION					
J	44428-0401	04	A	YES	44428-1601	16	A	YES					
	44428-0402	04	B	YES	44428-1602	16	B	YES					
	44428-0403	04	C	YES	44428-1603	16	C	YES					
	44428-0404	04	A	NO	44428-1604	16	A	NO					
I	44428-0405	04	B	NO	44428-1605	16	B	NO					
	44428-0406	04	C	NO	44428-1606	16	C	NO					
	44428-0407	04	D	YES	44428-1607	16	D	YES					
	44428-0601	06	A	YES	44428-1801	18	A	YES					
H	44428-0602	06	B	YES	44428-1802	18	B	YES					
	44428-0603	06	C	YES	44428-1803	18	C	YES					
	44428-0604	06	A	NO	44428-1804	18	A	NO					
	44428-0605	06	B	NO	44428-1805	18	B	NO					
	44428-0606	06	C	NO	44428-1806	18	C	NO					
G	44428-0607	06	D	YES	44428-1807	18	D	YES					
	44428-0801	08	A	YES	44428-2001	20	A	YES					
	44428-0802	08	B	YES	44428-2002	20	B	YES					
	44428-0803	08	C	YES	44428-2003	20	C	YES					
	44428-0804	08	A	NO	44428-2004	20	A	NO					
	44428-0805	08	B	NO	44428-2005	20	B	NO					
F	44428-0806	08	C	NO	44428-2006	20	C	NO					
	44428-0807	08	D	YES	44428-2007	20	D	YES					
	44428-1001	10	A	YES	44428-2201	22	A	YES					
	44428-1002	10	B	YES	44428-2202	22	B	YES					
E	44428-1003	10	C	YES	44428-2203	22	C	YES					
	44428-1004	10	A	NO	44428-2204	22	A	NO					
	44428-1005	10	B	NO	44428-2205	22	B	NO					
	44428-1006	10	C	NO	44428-2206	22	C	NO					
	44428-1007	10	D	YES	44428-2207	22	D	YES					
D	44428-1201	12	A	YES	44428-2401	24	A	YES					
	44428-1202	12	B	YES	44428-2402	24	B	YES					
	44428-1203	12	C	YES	44428-2403	24	C	YES					
	44428-1204	12	A	NO	44428-2404	24	A	NO					
	44428-1205	12	B	NO	44428-2405	24	B	NO					
C	44428-1206	12	C	NO	44428-2406	24	C	NO					
	44428-1207	12	D	YES	44428-2407	24	D	YES					
	44428-1401	14	A	YES									
	44428-1402	14	B	YES									
	44428-1403	14	C	YES									
B	44428-1404	14	A	NO									
	44428-1405	14	B	NO									
	44428-1406	14	C	NO									
	44428-1407	14	D	YES									

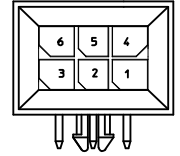
POLARIZATION LAYOUT
4-24 CIRCUITS



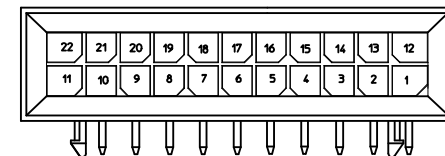
4 CIRCUIT



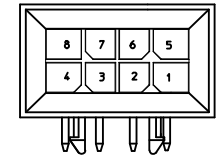
24 CIRCUIT



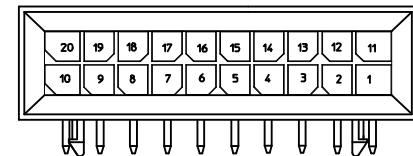
6 CIRCUIT



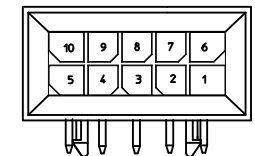
22 CIRCUIT



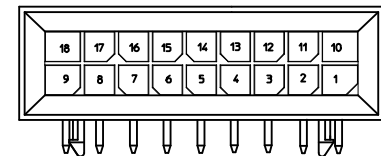
8 CIRCUIT



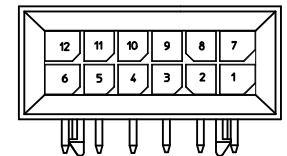
20 CIRCUIT



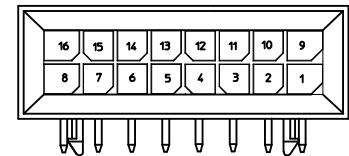
10 CIRCUIT



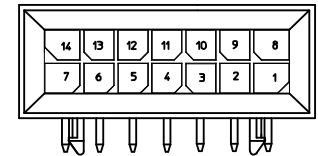
18 CIRCUIT



12 CIRCUIT



16 CIRCUIT



14 CIRCUIT

SEE SHEET 1 EC NO: UCP2016-2887 DRWNGS/LAFTER 2016/01/20 CHKD:JDFX 2016/01/20 APPR:FSMTH 2016/02/15 H5	QUALITY SYMBOLS 	GENERAL TOLERANCES (UNLESS SPECIFIED)		DIMENSION STYLE IN/MM		SCALE 4:1	DESIGN UNITS METRIC	THIRD ANGLE PROJECTION			
		4 PLACES ± --- ± ---	3 PLACES ± --- ± .010	DRAWN BY MUELLER	DATE 1999/11/29	TITLE MICRO FIT (3.0) DUAL ROW RIGHT ANGLE BMI HEADER ASS'Y					
		2 PLACES ± 0.25 ± .015	1 PLACE ± 0.38 ± ---	CHECKED BY MUELLER	DATE 1999/11/29	molex					
		0 PLACE ± --- ± ---	ANGULAR ±1/2°	APPROVED BY FSMTH	DATE 2016/02/15	MATERIAL NO. SEE CHART	DOCUMENT NO. SD-44428-001	SHEET NO. 2 OF 2			
DRAFT WHERE APPLICABLE MUST REMAIN WITHIN DIMENSIONS											
THIS DRAWING CONTAINS INFORMATION THAT IS PROPRIETARY TO MOLEX INCORPORATED AND SHOULD NOT BE USED WITHOUT WRITTEN PERMISSION											