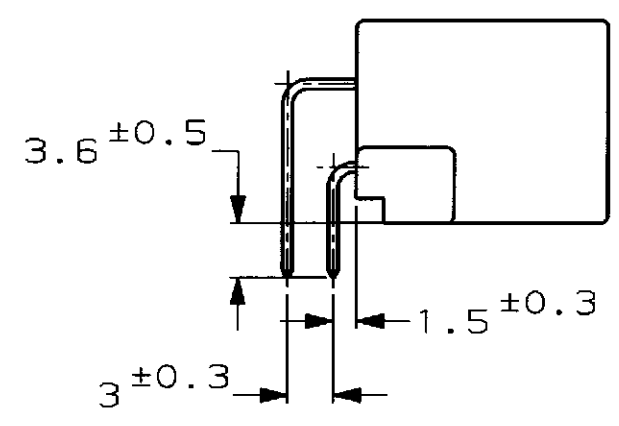
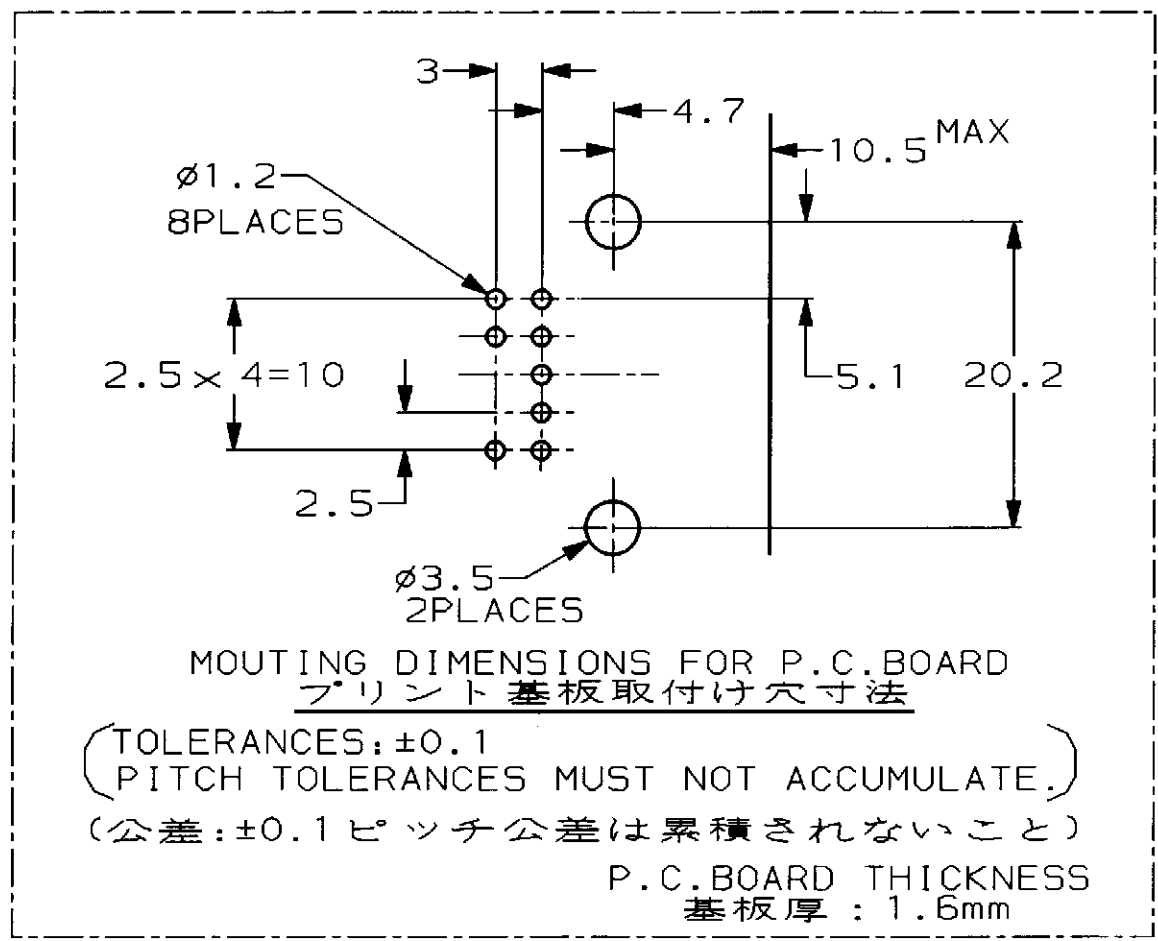
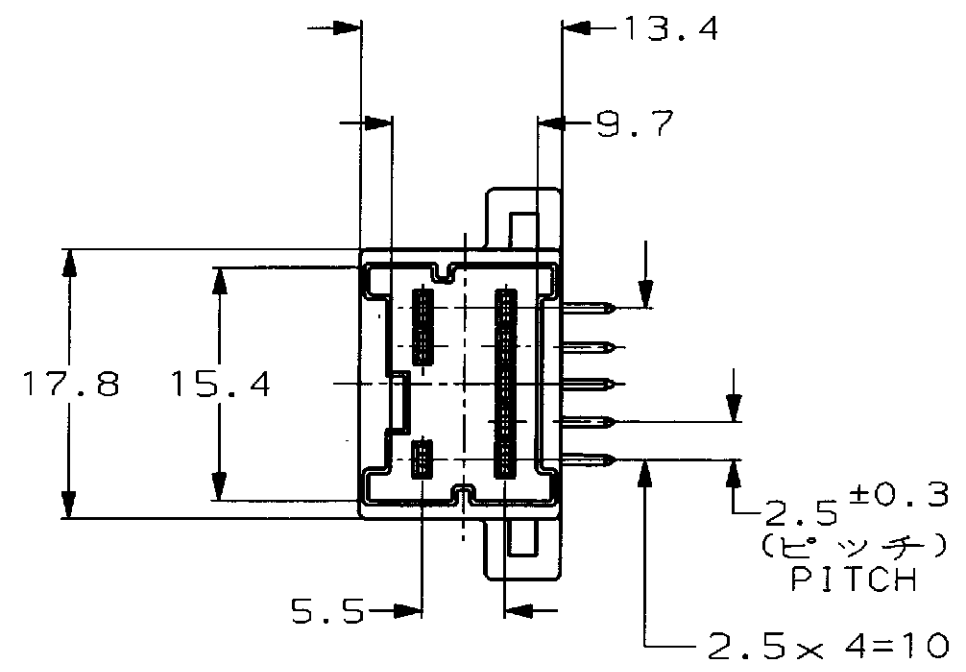
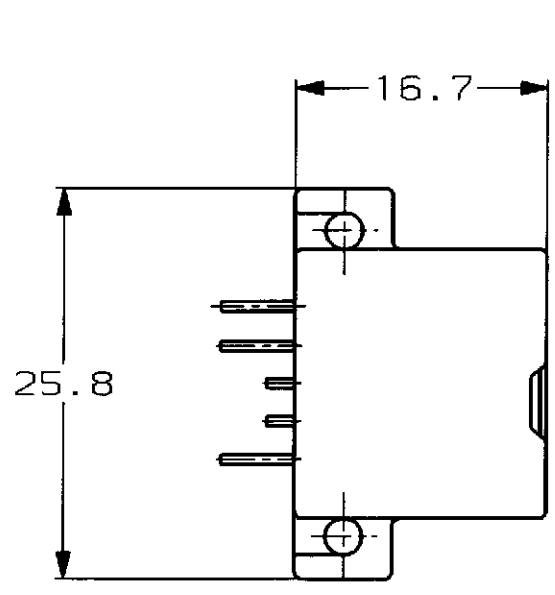


LOC DIST J

REVISIONS
変更

P	LTR	DESCRIPTION	ECN	DATE	DWN	APVD
A		再作成 REDRAWN	FJ00-0506-98	18 APR 98		



- 1 RECOMMENDED MOUNTING SCREW: PAN-HEADED, TYPE 2 TAPPING SCREW OF 3 DIA X 6 LENGTH (JIS B1115, B1122), TIGHTENING TORQUE: 39.2Nm [4Kg-cm] MAX
- 1 推奨取付ネジ: JIS B1115, B1122タッピングねじ, なべ2種, 呼び径3, 長さ6, 締付トルク: 39.2N-cm [4Kg-cm] 以下

自然色 (NATURAL)	1123451-1
色 (COLOR)	型番 PART NUMBER

THIS DRAWING IS A CONTROLLED DOCUMENT FOR AMP INCORPORATED. IT IS SUBJECT TO CHANGE AND THE CONTROLLING ENGINEERING ORGANIZATION SHOULD BE CONTACTED FOR THE LATEST REVISION.		AMP 日本エー・エム・ピー株式会社 Kawasaki, Japan	
DIMENSIONS: 単位: 寸 mm	TOLERANCES UNLESS OTHERWISE SPECIFIED 一般公差 10% ±0.2 30% ±0.25 100% ±0.3 ANGLE: ±0.3°	NAME 040III MULTILOCK CONNECTOR 8POS CAP HOUSING ASSEMBLY WIRE TO BOARD (H) TYPE 040III マルチロック コネクタ 8極 水平型 キャップハウジング アッセンブリ (対基板用)	PRODUCT SPEC 108-5603 APPLICATION SPEC 取付通用規格
MATERIAL 材料 PBT	FINISH 仕上	WEIGHT 3.1g CUSTOMER DRAWING	SIZE A3 CAGE CODE 00779 DRAWING NO. 1123451 RESTRICTED TO -