


Shielded Drum Core Inductor

PA4321 Series



- Height:** 5.1 Max
- Footprint:** 10.5mm x 10.3mm Max
- Current Rating:** up to 7.8A
- Inductance Range:** 1.5uH to 470uH

Electrical Specifications @ 25°C — Operating Temperature -40°C to 125°C

PART NUMBER	Inductance 100 KHz, 100 mV (uH ±20%)	Rated Current (A)	DCR (mOHMS MAX)	Saturation Current (Typical) A			Heating Current	
				10% Drop	20% Drop	30% Drop	20°C Rise	40°C Rise
PA4321.152NLT	1.5	7.80	5.1	5.44	7.80	10.5	7.41	10.80
PA4321.332NLT	3.3	6.32	10	4.62	6.32	7.38	5.04	7.22
PA4321.103NLT	10	3.84	23	3.08	3.84	4.32	3.99	4.79
PA4321.333NLT	33	2.14	68	1.66	2.14	2.42	2.12	2.80
PA4321.683NLT	68	1.60	176	1.28	1.60	1.70	1.39	1.88
PA4321.104NLT	100	1.20	224	0.99	1.20	1.36	1.09	1.48
PA4321.334NLT	330	0.69	748	0.57	0.69	0.76	0.57	0.82
PA4321.474NLT	470	0.52	886	0.43	0.52	0.62	0.50	0.72

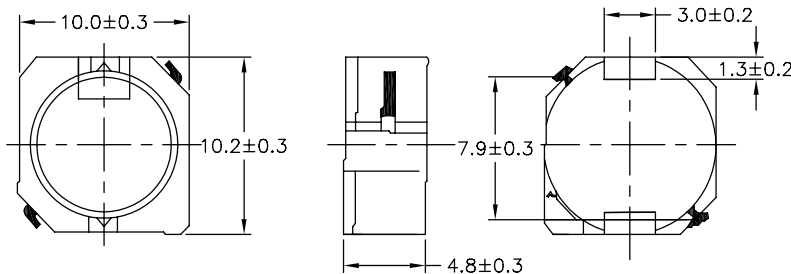
NOTES:

- Actual temperature of the component during system operation (ambient plus temperature rise) must be within the standard operating range.
- The Saturation Current is the current at which the initial inductance drops approximately by the value shown at the stated ambient temperature. This current is determined by placing the component in the specified ambient environment and applying a short duration pulse current (to eliminate self-heating effect) to the component.
- The Rated Current the value shown is the DC current required to raise the component temperature by the value shown. Take note that the component's performance varies depending on the system condition. It is suggested that the component be tested at the system level, to verify the temperature rise of the component during system operation.
- The inductance tolerance of the .152NLT and .332NLT is ± 30% all other values are ±20%.

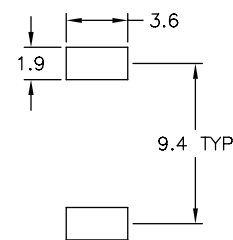
Mechanical

Schematic

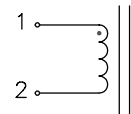
PA4321.XXXNLT



FINAL OUTLINE



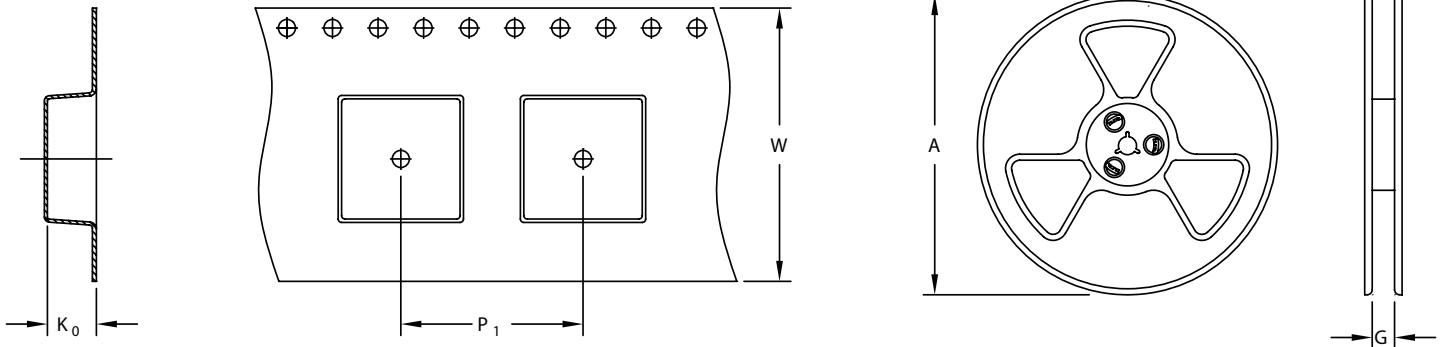
SUGGESTED LAYOUT



Shielded Drum Core Inductor

PA4321 Series

TAPE & REEL INFO

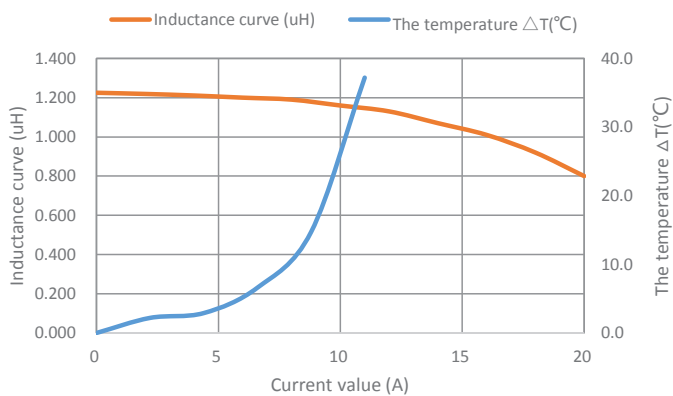


SURFACE MOUNTING TYPE, REEL/TAPE LIST

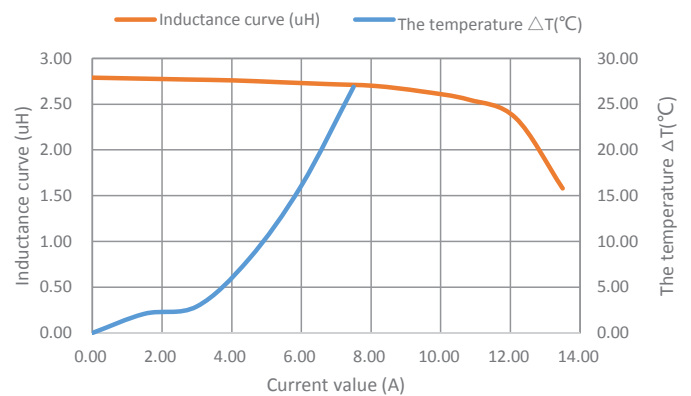
TYPE	REEL SIZE (mm)		TAPE SIZE (mm)			QTY
	A	G	P ₁	W	K ₀	PCS/REEL
PA4321.XXXNLT	Ø330	24.5	16	24	5.4	750

Typical Performance Curves

PA4321.152NLT



PA4321.332NLT

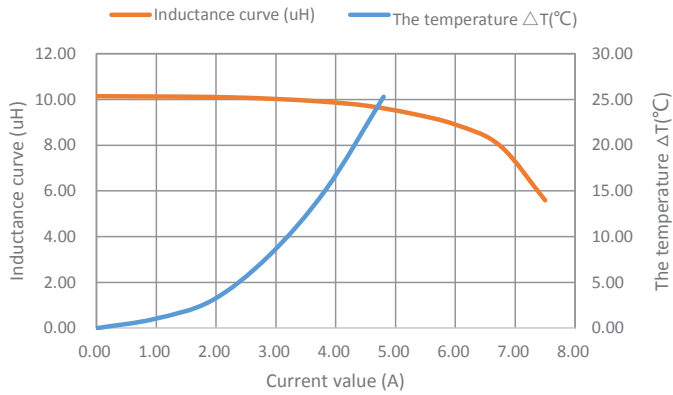


Shielded Drum Core Inductor

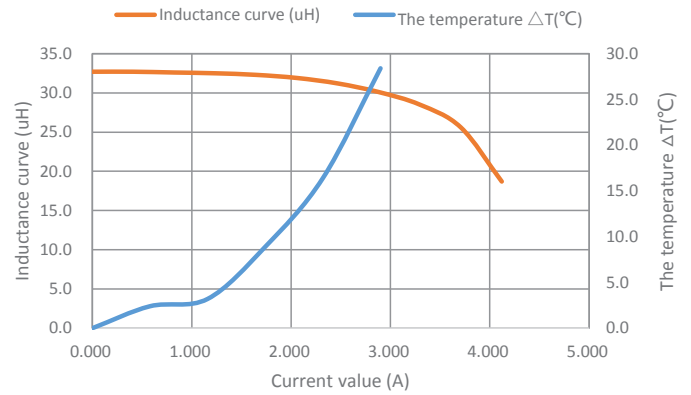
PA4321 Series



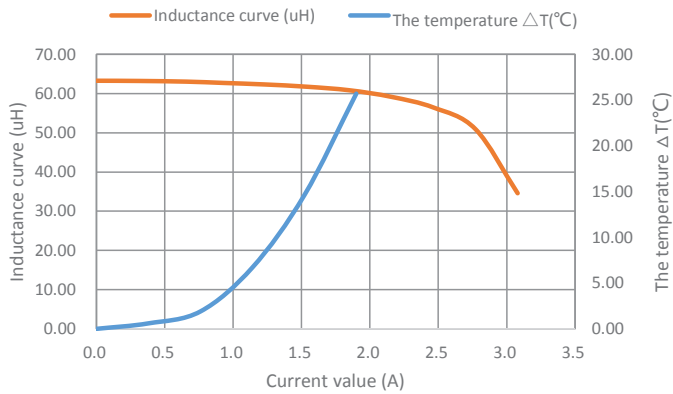
PA4321.103NLT



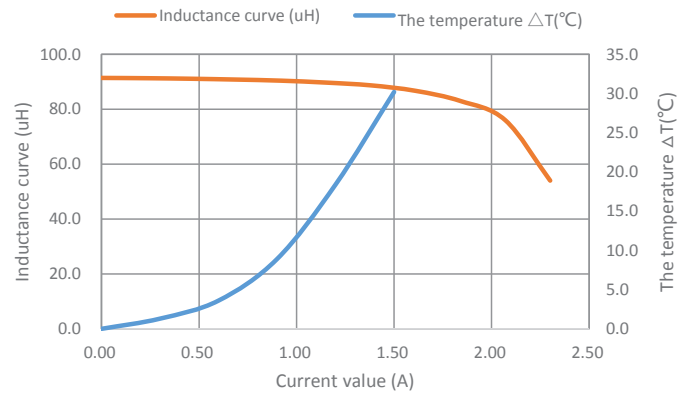
PA4321.333NLT



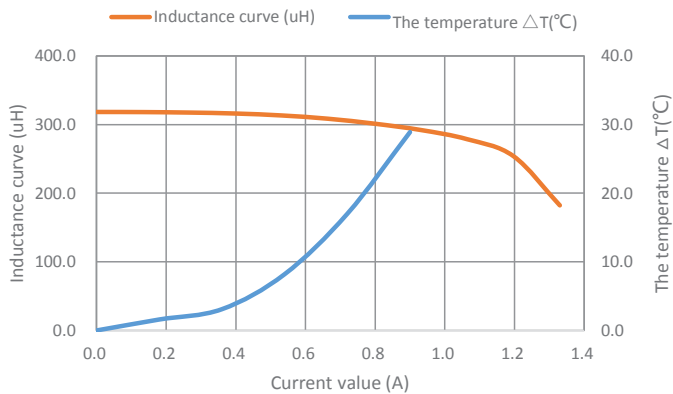
PA4321.683NLT



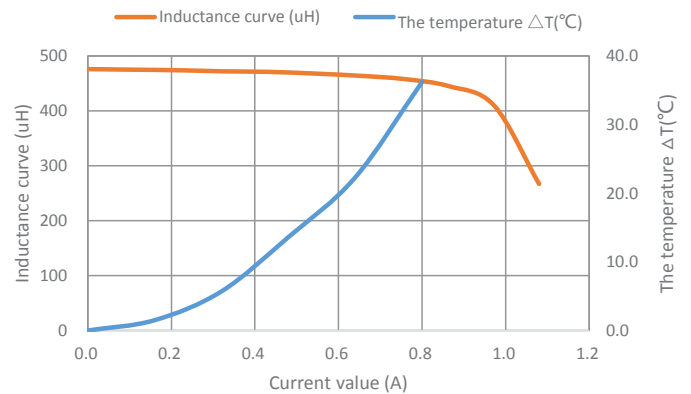
PA4321.104NLT



PA4321.334NLT



PA4321.474NLT



Shielded Drum Core Inductor

PA4321 Series



For More Information

Pulse Worldwide Headquarters

15255 Innovation Drive Ste 100
San Diego, CA 92128
U.S.A.

Tel: 858 674 8100
Fax: 858 674 8262

Pulse Europe

Pulse Electronics GmbH
Am Rottland 12
58540 Meinerzhagen
Germany

Tel: 49 2354 777 100
Fax: 49 2354 777 168

Pulse China Headquarters

Pulse Electronics (ShenZhen) CO., LTD
D708, Shenzhen Academy of
Aerospace Technology,
The 10th Keji South Road,
Nanshan District, Shenzhen,
P.R. China 518057

Tel: 86 755 33966678
Fax: 86 755 33966700

Pulse North China

Room 2704/2705
Super Ocean Finance Ctr.
2067 Yan An Road West
Shanghai 200336
China

Tel: 86 21 62787060
Fax: 86 2162786973

Pulse South Asia

135 Joo Seng Road
#03-02
PM Industrial Bldg.
Singapore 368363

Tel: 65 6287 8998
Fax: 65 6280 0080

Pulse North Asia

1F., No.111 Xiyuan Rd
Zhongli City
Taoyuan City 32057
Taiwan (R.O.C)

Tel: 886 3 4356768
Fax: 886 3 4356820

Performance warranty of products offered on this data sheet is limited to the parameters specified. Data is subject to change without notice. Other brand and product names mentioned herein may be trademarks or registered trademarks of their respective owners. © Copyright, 2017. Pulse Electronics, Inc. All rights reserved.