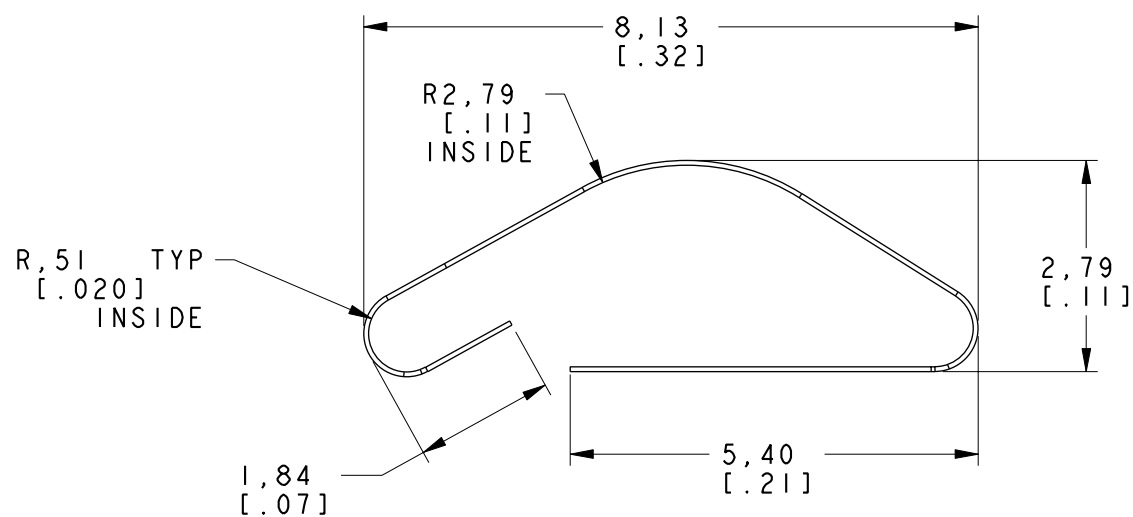
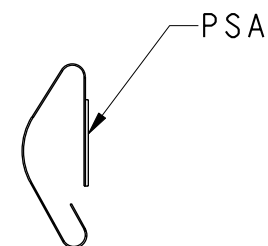
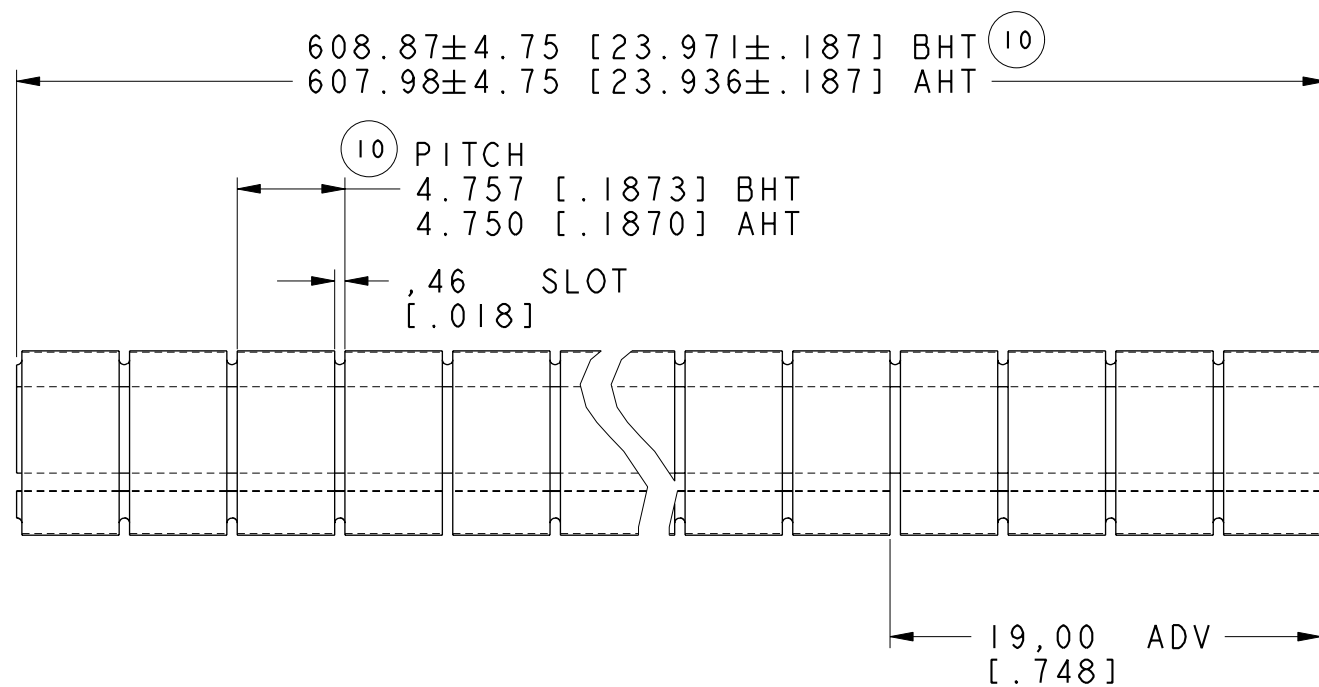
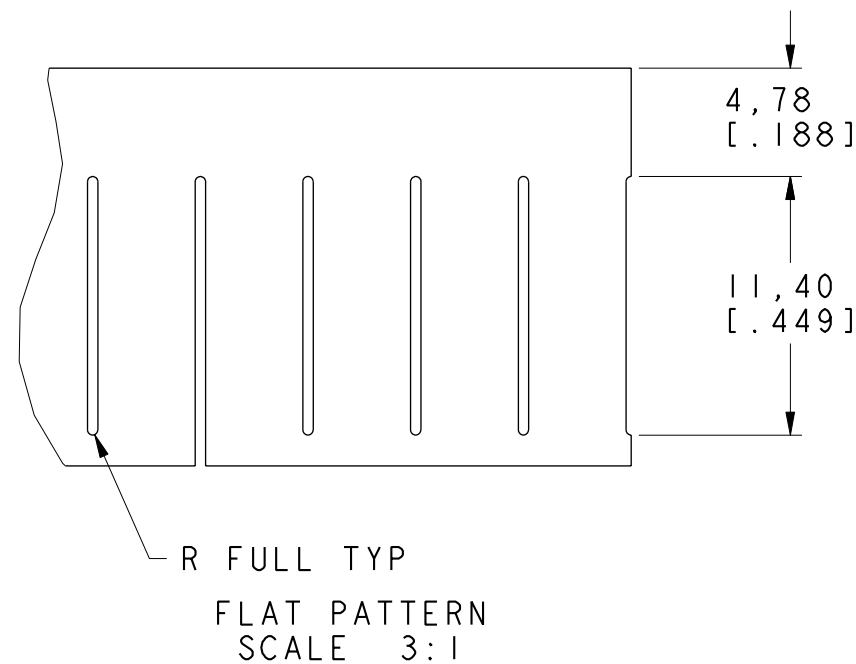


NOTES:
 1. WHEN SUPPLIED IN 25 FT COIL LENGTH,
 CUT FROM PRESS 25 FT. 2 1/2"±2".

DWG. NO.	0077-0012
REVISIONS	
ECO-E5366 ADDED BHT DIMENSIONS AND COIL NOTE REMOVED MAT'L WIDTH SDH 03/29/06 EWS 03/29/06	
	10



END VIEW
 SCALE 10:1



MATERIAL: .0635±.0038 [.0025±.00015] THICK (10) BeCu ALLOY 25 1/4 HARD	TOLERANCES NOT SHOWN DECIMAL 2 PL'S ± .508 [.020] DECIMAL 3 PL'S ± .254 [.010]	 DELAWARE WATER GAP PENNSYLVANIA	DRAWN BY: RCC	DATE: 10/01/90
HEAT TREAT: TO DPH 373 MIN USING A 200 GRAM LOAD	ANGULAR ± 3°		CHECKED: TMS	DATE: 10/09/90
THICKNESS AFTER: CLEANING: .0021 MIN.	THIRD ANGLE PROJECTION	APPROVED: EWS	DATE: 10/09/90	
FINISH: AS REQUIRED	UNITS: MM [INCH] SCALE: 2:1	REF. DWG NO.	DWG. NO. 0077-0012	REV 10
CAD MAINTAINED DRAWING. MANUAL CHANGES UNAUTHORIZED.			SHEET 1 OF 1	

THIS INFORMATION IS CONFIDENTIAL AND PROPRIETARY TO LAIRD TECHNOLOGIES.
 IT MAY NOT BE DISCLOSED TO ANYONE, OTHER THAN LAIRD TECHNOLOGIES
 PERSONNEL, WITHOUT WRITTEN AUTHORIZATION FROM LAIRD TECHNOLOGIES.

DWG. NO. 0077-0012