



Features

- Integrates capacitor function in one package
- Lead free versions available (see How to Order "Terminations" option)
- RoHS compliant (lead free version)*
- Design reduces termination noise
- Popular standard capacitance values available
- Isolated, bussed and dual-bussed circuits available
- High temperature lead attachment to withstand reflow temperatures up to 260 °C

900 Series - Capacitor Networks

Electrical Characteristics

Capacitance Tolerance
 39 pF - 270 pF.....±10 %
 >270 pF - 0.1 µF.....±20 %
 Circuit ConfigurationIsolated, bussed and dual-bussed
 Capacitor Dielectric.....NPO, X7R
 Capacitance Voltage Rating
 39 pF - 270 pF
NPO - 50V @ +25 °C
 >270 pF - 0.047 µF
X7R - 50V @ +25 °C

Physical Characteristics

Lead Spacing0.100 " (2.54 mm)
 Lead Coatingtin-lead or tin only (see How to Order)
 Body Material
Epoxy/Anhydride conformal material

Standard High Volume Part Numbers

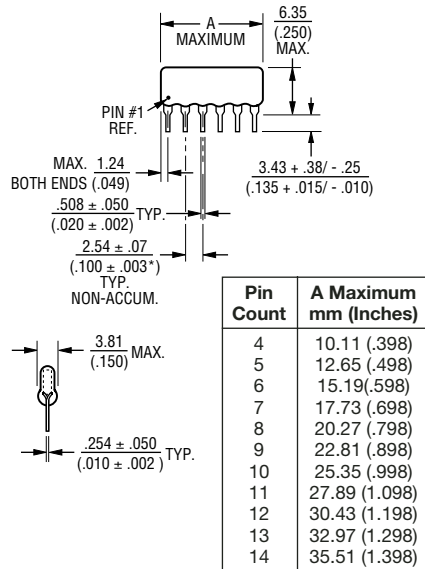
4610M-901-103
 4610M-902-103
 4610M-901-104
 4610M-902-104

How To Order

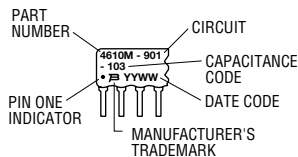
46 10 M - 901 - 103

Model _____
 (46 = SIP Pkg)
 Number of Pins _____
 Profile _____
 (M = Medium Profile)
 Electrical Configuration _____
 • 901 = Bussed
 • 902 = Isolated
 • 904 = Dual-Bussed
 Capacitance Code _____
 • First 2 digits are significant
 • Third digit represents the number of zeros to follow
 Terminations _____
 LF = Lead free (tin-plated)
 Blank = Tin-lead plated
 Consult factory for other available options.

Product Dimensions



Typical Part Marking

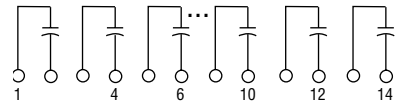


Standard Capacitance Values and Codes

These are the standard and non-standard capacitance values available. Consult factory for capacitance values and types outside this range. Tolerances of 5 %, 10 % and 20 % are available.

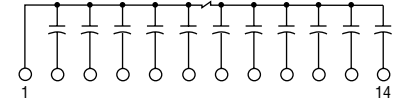
"NPO" DIELECTRICS 10 % Tolerance		"X7R" DIELECTRICS 20 % Tolerance		"X7R" DIELECTRICS 20 % Tolerance	
Capacitance (pF)	Capacitance Code	Capacitance (pF)	Capacitance Code	Capacitance (µF)	Capacitance Code
39	390	330	331	0.01	103
47	470	390	391	0.012	123
56	560	470	471	0.015	153
68	680	560	561	0.018	183
82	820	680	681	0.022	223
100	101	820	821	0.027	273
120	121	1000	102	0.033	333
150	151	1200	122	0.039	393
180	181	1500	152	0.047	473
220	221	1800	182	0.056	563
270	271	2200	222	0.068	683
		2700	272	0.082	823
		3300	332	0.1	104
		3900	392		
		4700	472		
		5600	562		
		6800	682		
		8200	822		

Isolated Capacitors (902 Circuit)



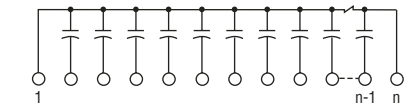
These models incorporate 2 to 7 isolated capacitors of equal value, each connected between two pins.

Bussed Capacitors (901 Circuit)



These models incorporate 3 to 13 capacitors of equal value, each connected between a common bus (Pin 1) and a separate pin.

Dual-Bussed Capacitors (904 Circuit)



These models incorporate 2 to 12 capacitors of equal value, each connected to a dual buss that connects Pin 1 to the last pin.