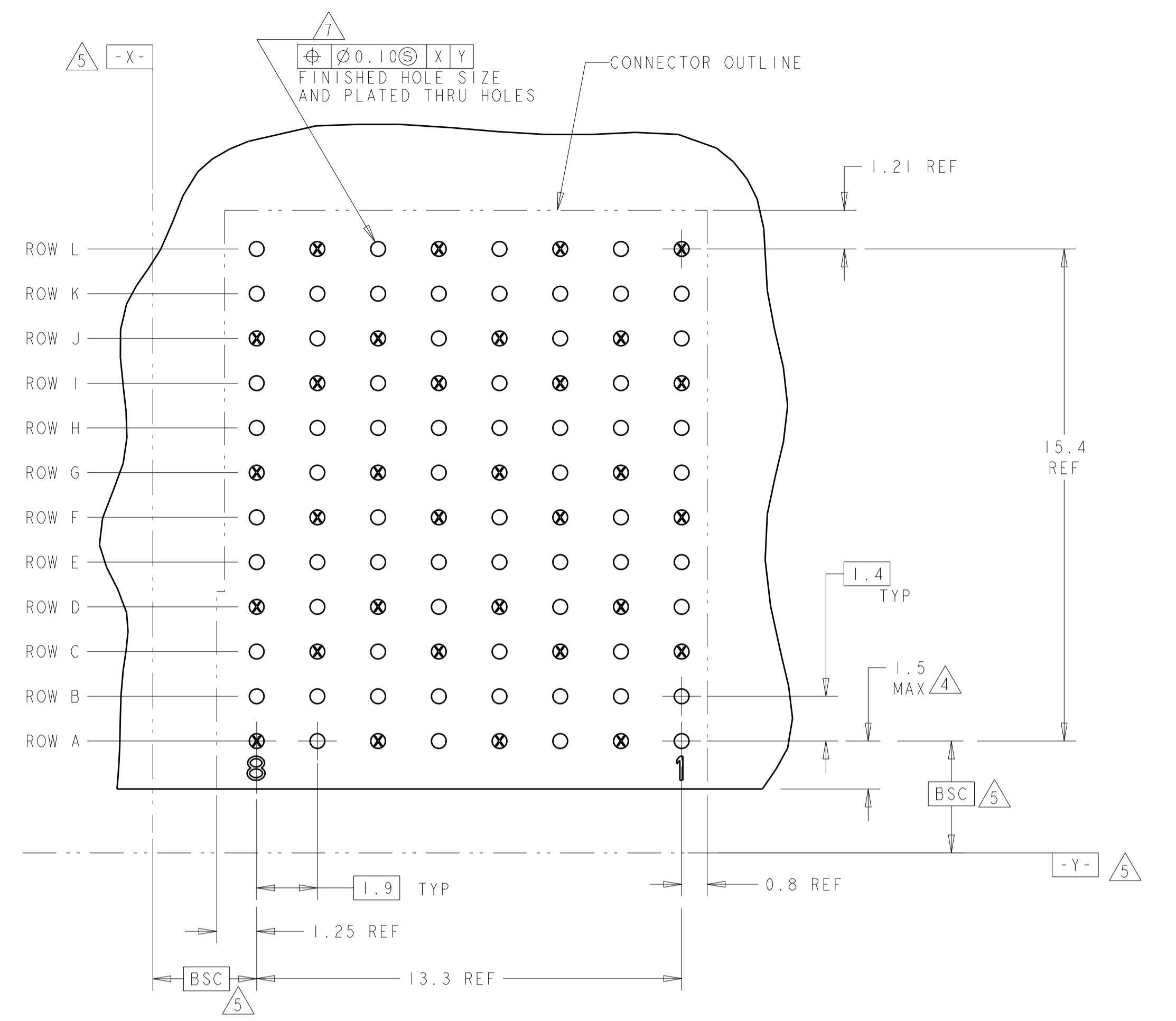
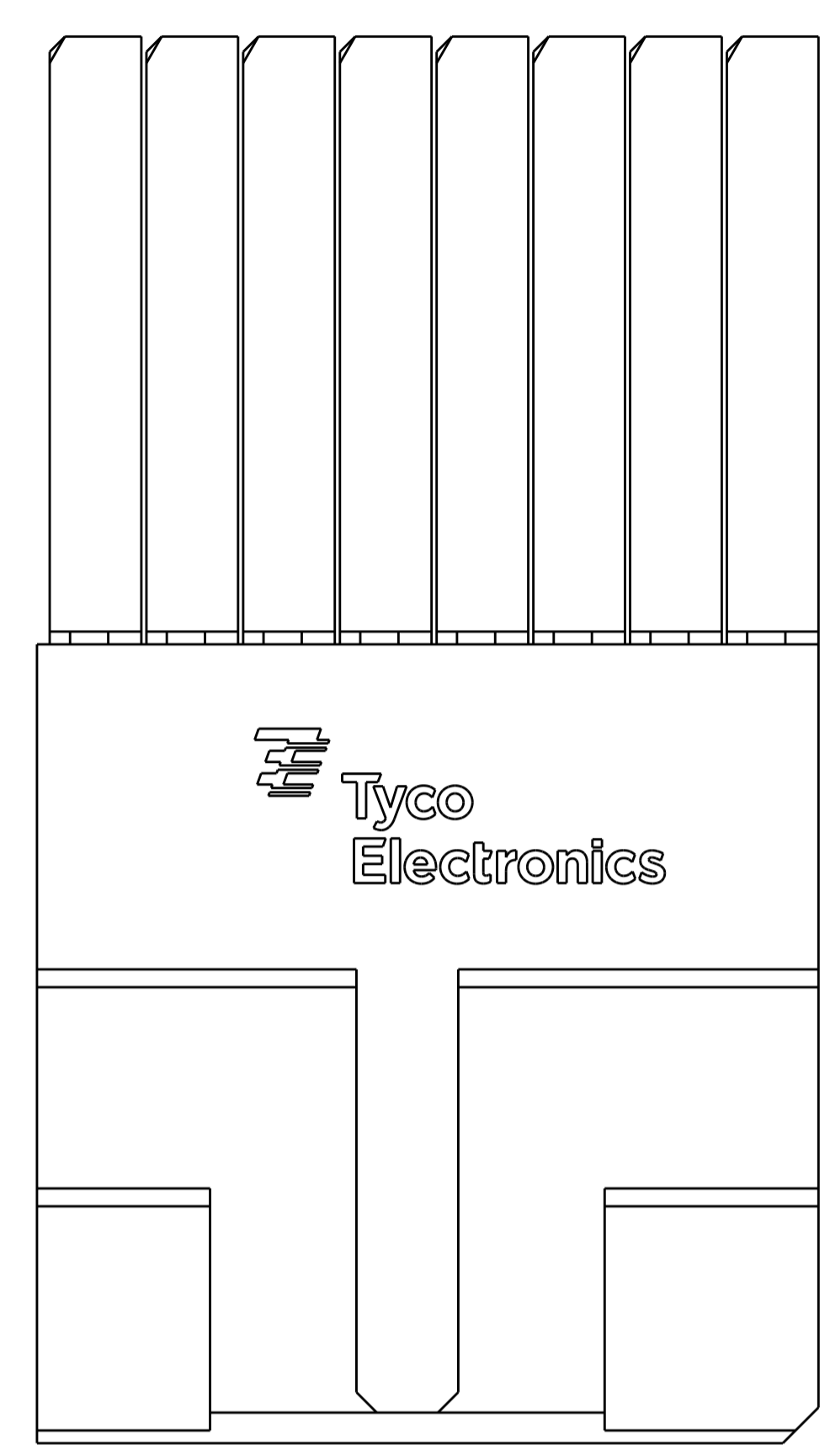
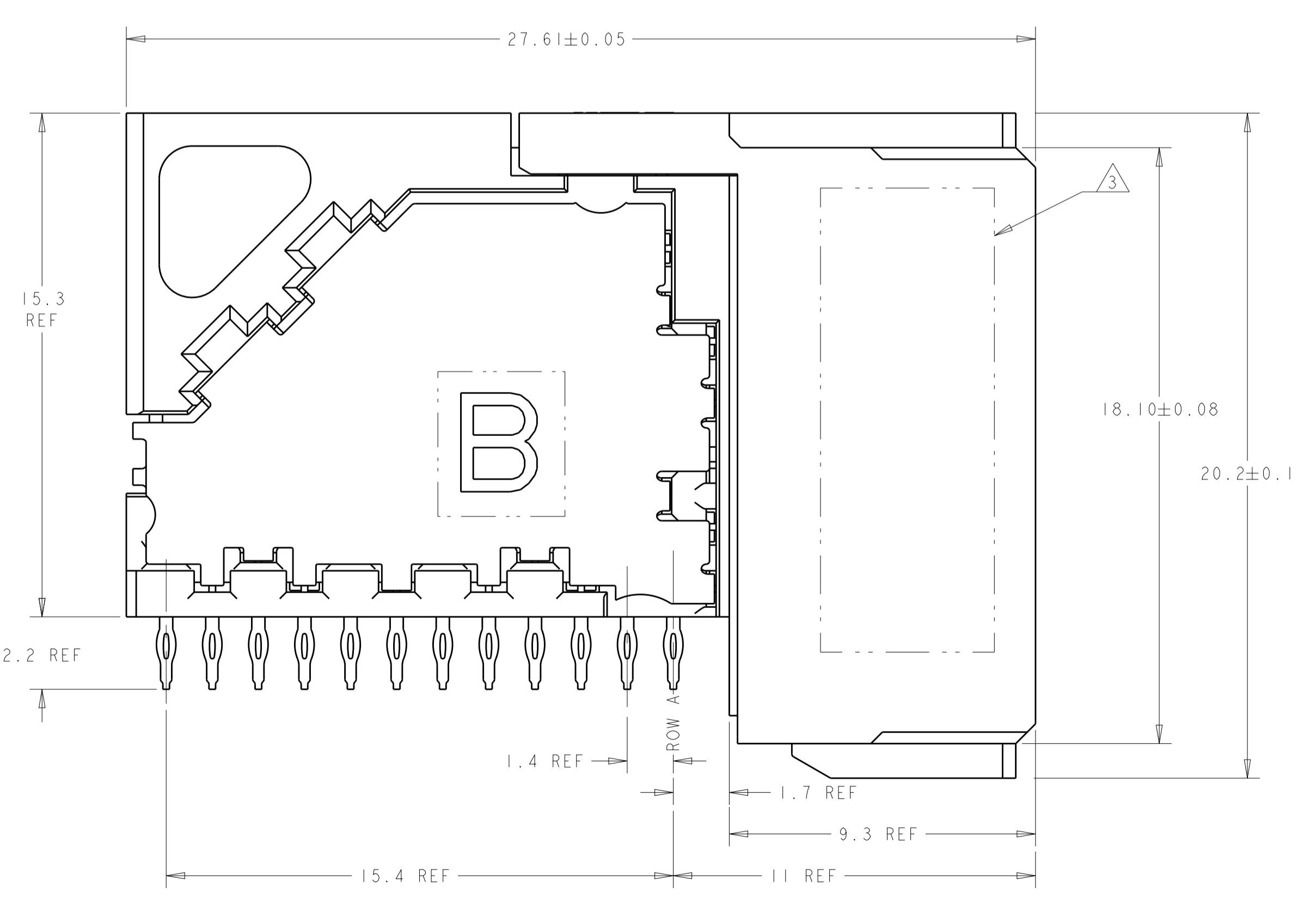


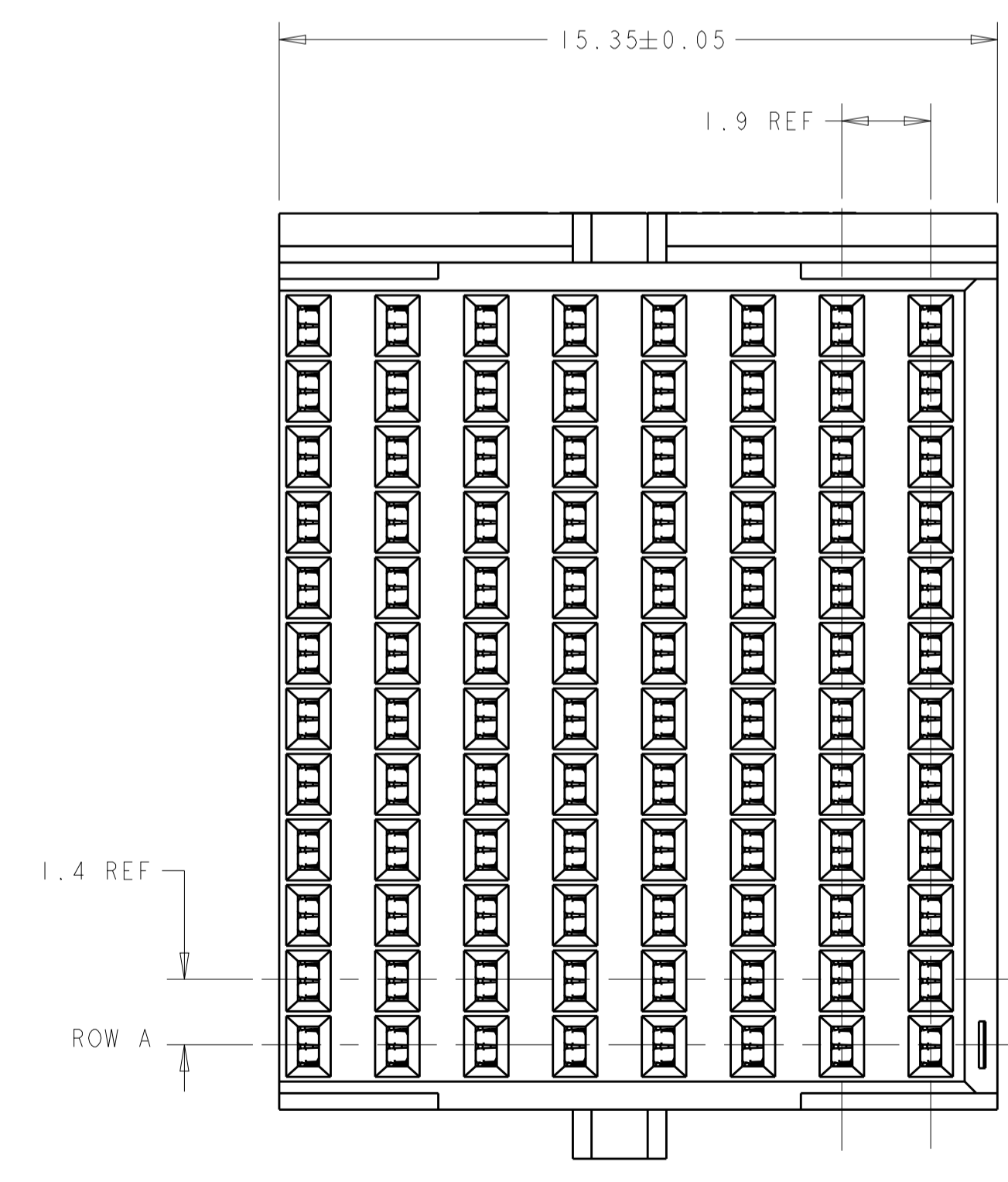
| LOC | DIST | REVISIONS |     |                           |           |     |      |
|-----|------|-----------|-----|---------------------------|-----------|-----|------|
|     |      | P         | LTN | DESCRIPTION               | DATE      | DWN | APVD |
| AD  | 00   | E         |     | REVISED PER ECO-13-002771 | 22FEB2013 | KH  | RP   |



○ = SIGNAL  
 ⊗ = GROUND  
 RECOMMENDED PC BOARD LAYOUT  
 DAUGHTER BOARD  
 COMPONENT SIDE SHOWN  
 SCALE 8:1



- 1 MATERIAL:  
CONTACT AND SHIELD - PHOS BRONZE  
HOUSING AND CHICKLET - LCP, UL 94V-0, COLOR - BLACK
- 2 FINISH:  
CONTACT AREA FINISH CONFORMS TO THE REQUIREMENTS OF TE PRODUCT SPECIFICATION 108-2303; BASED ON TELCORDIA GR-1217-CORE FOR SYSTEM QUALITY LEVEL III, APPLICATIONS IN CONTROLLED ENVIRONMENTS (CENTRAL OFFICE).  
COMPLIANT PIN AREA - 0.5µm MIN MATTE TIN OVER 1.27µm MIN NICKEL.  
SHIELD 1.27µm MIN NICKEL.
- 3 CONNECTOR MARKED ON EITHER SIDE OF HOUSING WITH PART NUMBER, DATE CODE AND STANDARD IN APPROXIMATE AREA SHOWN.
- 4 DIMENSION APPLIES TO CENTERLINE OF THRU HOLE.
- 5 DATUMS AND BASIC DIMENSIONS ESTABLISHED BY CUSTOMER.
- 6 CONTACT AREA LUBRICATED WITH BELLCORE APPROVED LUBRICANT. TECHNICAL REFERENCE: GR-1217-CORE, ISSUE 1, NOVEMBER 1995.
- 7 REFERENCE APPLICATION SPEC 114-13202 FOR RECOMMENDED PLATED THRU HOLE DIAMETER AND PLATING THICKNESSES.
- 8 THE GROUNDS IN EACH COLUMN ARE COMMONED.



1934222-1  
 PART NUMBER

|  |   |                             |  |       |   |       |   |       |   |       |   |        |   |              |                           |
|--|---|-----------------------------|--|-------|---|-------|---|-------|---|-------|---|--------|---|--------------|---------------------------|
| THIS DRAWING IS A CONTROLLED DOCUMENT.   |   | DWN S. MAGARO 31JAN2006     |  |       |   |       |   |       |   |       |   |        |   |              |                           |
| DIMENSIONS: mm   |   | CHK W. DAVIS 31JAN2006      |  |       |   |       |   |       |   |       |   |        |   |              |                           |
| TOLERANCES UNLESS OTHERWISE SPECIFIED:   |   | APVD R. PATTERSON 27AUG2007 | NAME RECEPTACLE ASSEMBLY, 4 PAIR, 8 COLUMN |       |   |       |   |       |   |       |   |        |   |              |                           |
| <table border="1"> <tr><td>0 PLC</td><td>±</td></tr> <tr><td>1 PLC</td><td>±</td></tr> <tr><td>2 PLC</td><td>±</td></tr> <tr><td>3 PLC</td><td>±</td></tr> <tr><td>4 PLC</td><td>±</td></tr> <tr><td>ANGLES</td><td>±</td></tr> </table> |   | 0 PLC                       | ±  | 1 PLC | ± | 2 PLC | ± | 3 PLC | ± | 4 PLC | ± | ANGLES | ± | PRODUCT SPEC | SIZE CAGE CODE DRAWING NO |
| 0 PLC  | ± |                             |  |       |   |       |   |       |   |       |   |        |   |              |                           |
| 1 PLC  | ± |                             |  |       |   |       |   |       |   |       |   |        |   |              |                           |
| 2 PLC  | ± |                             |  |       |   |       |   |       |   |       |   |        |   |              |                           |
| 3 PLC  | ± |                             |  |       |   |       |   |       |   |       |   |        |   |              |                           |
| 4 PLC  | ± |                             |  |       |   |       |   |       |   |       |   |        |   |              |                           |
| ANGLES   | ± |                             |  |       |   |       |   |       |   |       |   |        |   |              |                           |
| MATERIAL   |   | APPLICATION SPEC            | RESTRICTED TO                              |       |   |       |   |       |   |       |   |        |   |              |                           |
| FINISH   |   | WEIGHT                      | A100779C=1934222                           |       |   |       |   |       |   |       |   |        |   |              |                           |
| CUSTOMER DRAWING   |   | SCALE 8:1                   | SHEET 1 OF 1 REV E                         |       |   |       |   |       |   |       |   |        |   |              |                           |