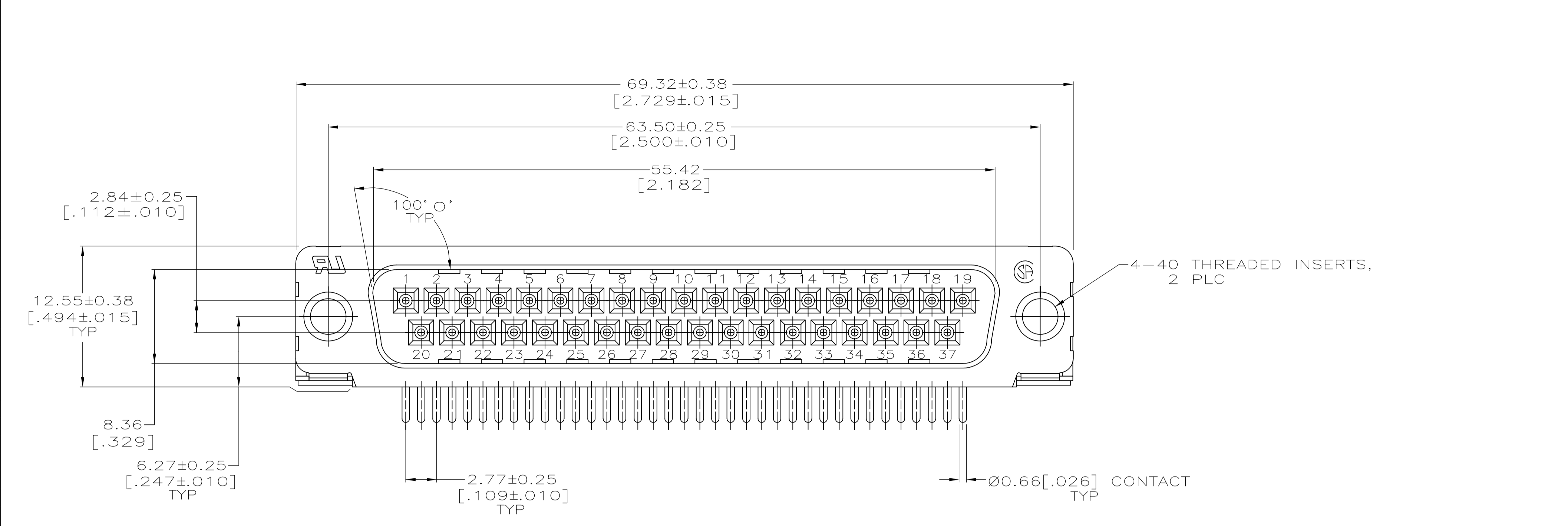
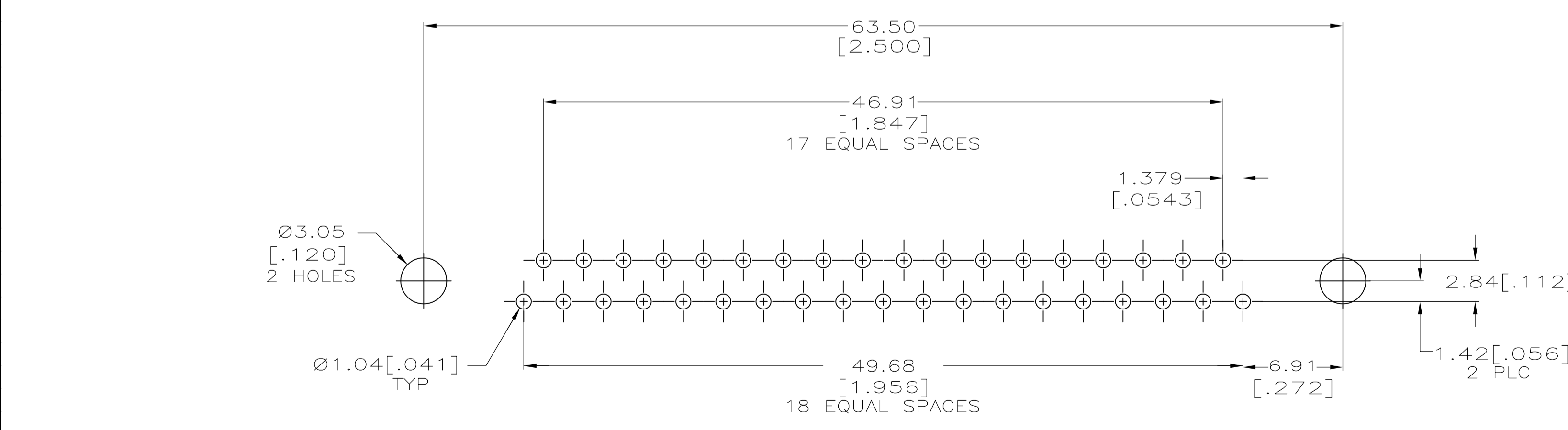
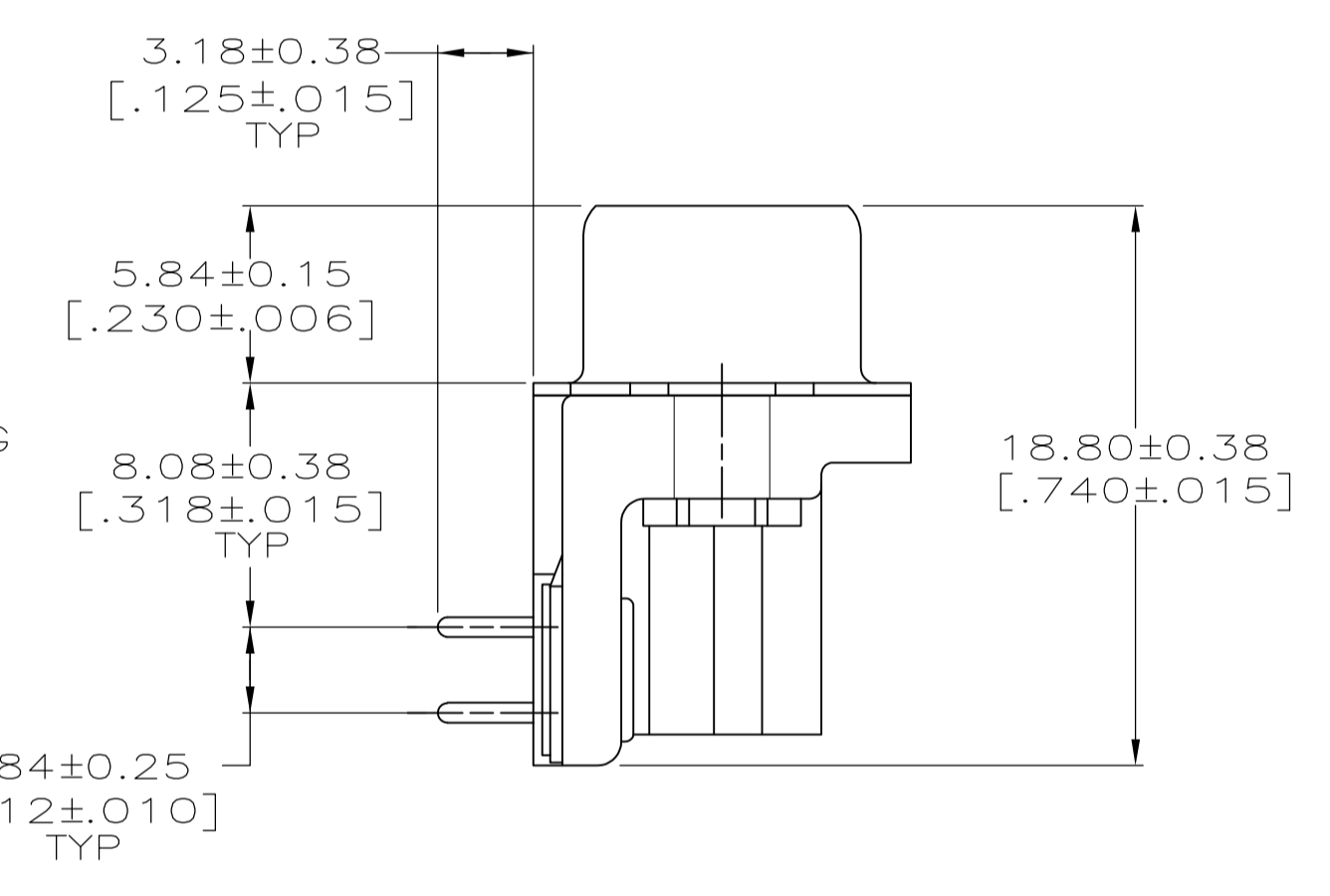
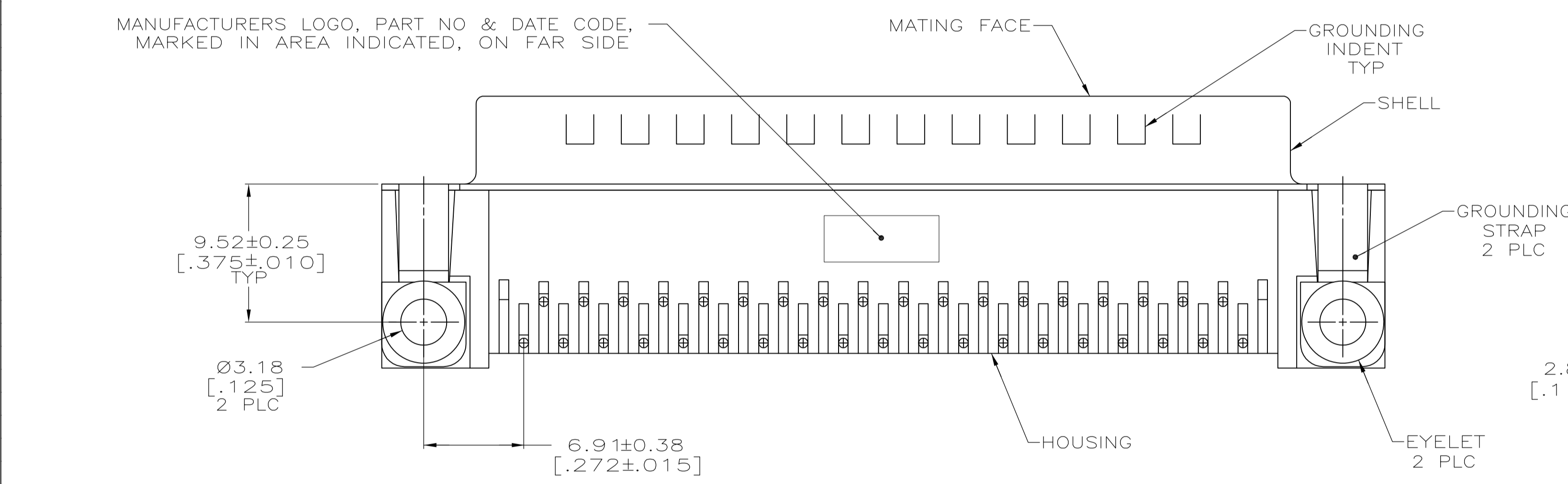


LOC		DIST		REVISIONS			
P	LTR	DESCRIPTION	DATE	DMN	APVD		
C		REVISED PER ECO-12-022391	02JAN2013	CJV	SLB		



1 HOUSING: NYLON OR POLYESTER, FLAME RETARDANT, UL 94V-0 RATED, GLASS FILLED, BLACK.
 CONTACTS: BRASS
 SHELL: CARBON STEEL
 EYELETS: BRASS
 INSERTS: ZINC

2 SHELL: 2.54µm [.000100] MIN TIN OVER 1.27µm [.000050] MIN COPPER.
 EYELETS: 2.54µm [.000100] MIN TIN OVER COPPER FLASH.
 INSERTS: CLEAR CHROMATE
 CONTACTS: 0.76µm (.000030) MIN GOLD PLATE ON THE MATING SURFACES, 2.54µm (.000100) MIN TIN PLATE ON THE SOLDER END, 1.27µm (.000050) MIN NICKEL UNDERPLATE ON THE ENTIRE CONTACT
 -OR-
 GOLD FLASH OVER PALLADIUM-NICKEL PLATE, 0.76µm (.000030) MIN TOTAL ON THE MATING SURFACES, 2.54µm (.000100) MIN TIN PLATE ON THE SOLDER END, 1.27µm (.000050) MIN NICKEL UNDERPLATE ON THE ENTIRE CONTACT.



RECOMMENDED P.C. BOARD MOUNTING DIMENSIONS

5747252-4
PART NUMBER

**COPYRIGHT 2005
 TYCO ELECTRONICS CORP
 ALL RIGHTS RESERVED**

THIS DRAWING IS A CONTROLLED DOCUMENT. DIMENSIONING AND TOLERANCING PER ASME Y14.5M-2009		DIN A. FERNANDEZ-DOCKS 04-12-05	TE Connectivity
DIMENSIONS: mm [INCHES]		CHK S. BOLASH 04-12-05	APVD M. WALMSLEY 04-12-05
TOLERANCES UNLESS OTHERWISE SPECIFIED:		NAME PLUG ASSEMBLY, SIZE 4, 37 POSITION, RIGHT ANGLE, FRONT METAL SHELL, .318 SERIES, AMPLIMITE HD-20	
0 PLC ± -	1 PLC ± -	PRODUCT SPEC 108-40025	
2 PLC ± -	3 PLC ± -	APPLICATION SPEC 114-40010	
4 PLC ± ±.005	ANGLES ± ±.0	SIZE A1	CAGE CODE 00779
MATERIAL 1		WEIGHT -	DRAWING NO 5747252
FINISH 2		CUSTOMER DRAWING	RESTRICTED TO
		SCALE 4:1	SHEET 1 of 1
			REV C