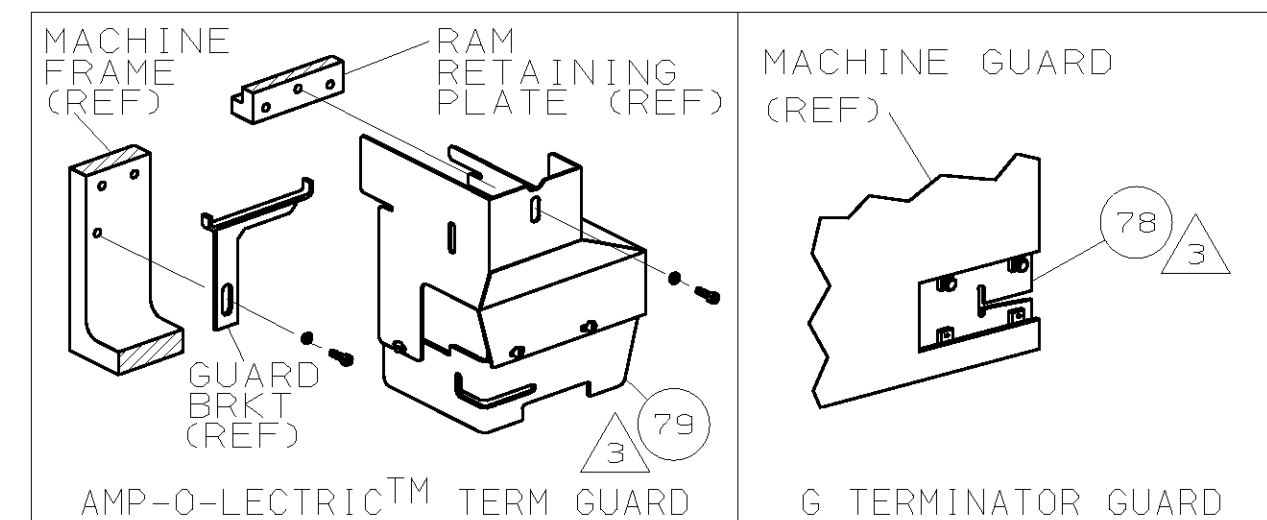


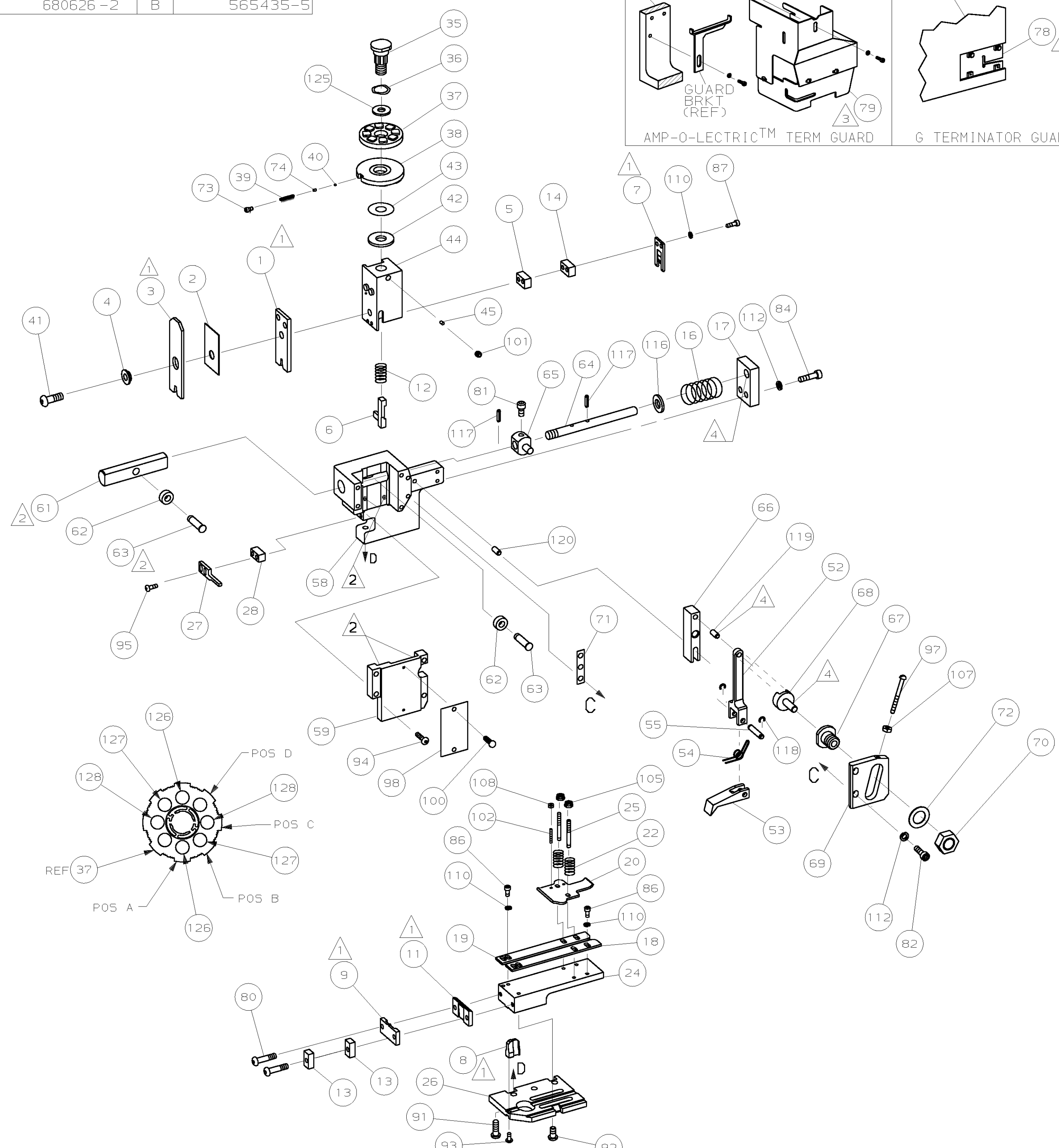
PART NUMBER	REV	FIRST USED
680626-1	B	122500-1
680626-2	B	565435-5



TERMINAL NAME: RING-STRAIGHT			
AMP P/N	MFG P/N	CRIMP DATA (NON-AMP TERMINAL-AMP SPEC)	
286715	101434-A01 (CAT #7H1177)	PAD LTR	CRIMP HEIGHT
		A	.117 ±.002 [2.97 ±0.05mm]
		B	.110 ±.002 [2.79 ±0.05mm]
		C	.105 ±.002 [2.67 ±0.05mm]
		D	NOT USED
		CRIMP	SIZE TYPE RANGE
		WIRE	.130 [4.30mm] F 18-14
		INSUL	.180 [4.57mm] F .100-.140
WIRE STRIP LENGTH	TERM APPL SPEC	FEED	APPL INSTRUCTION
.203-.234	NONE	1.080	408-8039
		SET UP GAGE	LAYOUT
		458638-1	L2078

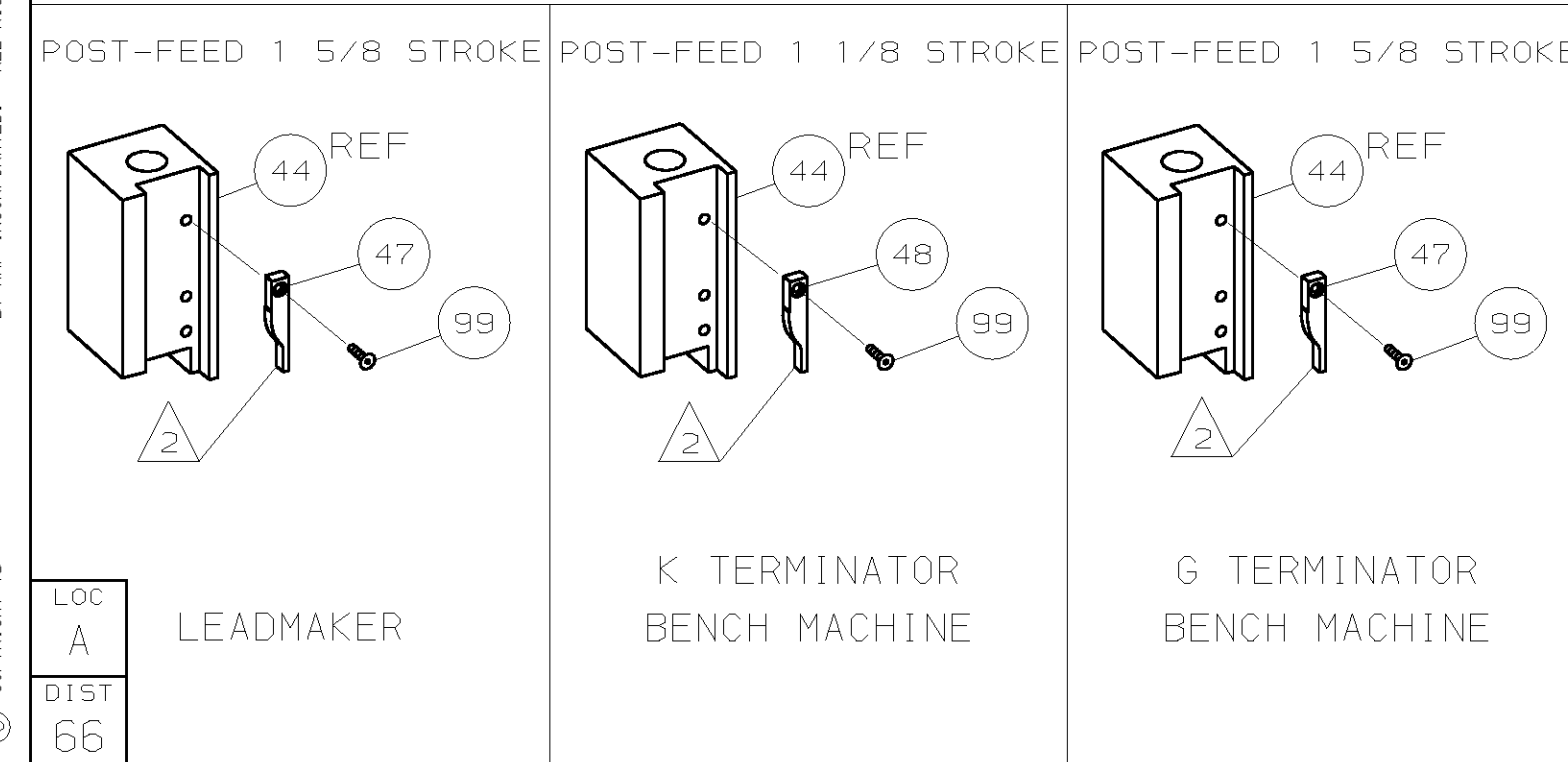
-1		LEADMAKER & BENCH MODEL G	MECH POST FEED	
-2		BENCH MODEL K	MECH POST FEED	
REF	REF	- A	22594-8	NUT, HEX
REF	REF	- B	240628-1	PLATE, ADJ
REF	REF	- B	240626-1	SHAFT, PIVOT
REF	REF	- B	240633-1	BUSHING
REF	REF	- A	455680-1	LEVER, INTERMEDIATE
REF	REF	- B	240629-1	BLOCK, PIVOT
REF	REF	- A	240632-2	SCR, ADJ
REF	REF	- B	240659-3	PIN, CAM ROLLER
REF	REF	- B	240658-1	CAM, ROLLER
REF	REF	- B	454398-1	ROD, FEED

THIS DRAWING IS A CONTROLLED DOCUMENT.



QTY	REF	AMP P/N	MFG P/N	DESCRIPTION	ITEM NO	
2		2	- C	3-354779-4	PIN, WIRE DISC (.3160)C	129
2		2	- C	2-354779-7	PIN, WIRE DISC (.3125)B	127
2		2	- C	1-354779-6	PIN, WIRE DISC (.3070)A	126
1		1	- A	986950-1	WASHER, FLAT PRECISION	125
1		1	- A	217238-1	GENERAL INSTRUCTION PACKAGE	124
1		1	-	4088039	EF APPL INST 408-8039	123
						122
						121
REF	REF	- A	1-21030-7	PIN, DOWEL (Ø.187x1.50)H5G	120	
REF	REF	- A	1-21030-1	PIN, DOWEL (Ø.187x.50)LEVER	119	
REF	REF	- A	21045-3	RING, RET "C" (Ø.187)FD PIN	118	
REF	REF	- A	5-21028-1	PIN, STD SPRING (Ø.12)FD ADJ ROD	117	
REF	REF	- A	21899-4	WASHER, FLAT (Ø5/16)SCR ADJ	116	
					115	
					114	
					113	
REF	REF	- A	21024-5	WASHER, LOCK (NO.10)FD ROD GDE	112	
6	6	- A	21024-4	WASHER, LOCK (NO.8)SHEAR BL	110	
					109	
2	2	- A	21018-4	NUT, HEX (4-40)DRAG	108	
REF	REF	- A	21018-5	NUT, HEX (6-32)FD ADJ PL	107	
					106	
2	2	- A	21022-2	NUT, HEX 5L (8-32)DRAG STUD	105	
					104	
					103	
2	2	- A	2-21006-6	SCR, SKT SET (4-40x.62)DRAG	102	
1	1	- A	21009-2	SCR, SKT SET (1/4-20x.25 )RAM	101	
2	2	- A	21017-2	SCR, DRIVE (#2x.19) ID PLATE	100	
1	1	- A	1-21002-7	SCR, BHC (6-32x.38)CAM	99	
1	1	- B	461264-1	PLATE, IDENTIFICATION	98	
REF	REF	- A	6-23715-5	SCR, PAN HD (6-32x1.50)FEED ADJ	97	
					96	
2	2	- A	2-21002-2	SCR, BHC (8-32x.50)STRIPPER	95	
REF	REF	- A	2-21002-9	SCR, BHC (10-32x.75)H5G CAP	94	
1	1	- A	22733-8	SCR, BHC (8-32x.38 LW)ANVIL	93	
4	4	- A	3-21002-3	SCR, BHC (1/4-20x.50)ST 6D PL	92	
REF	REF	- A	2-22733-8	SCR, BHC (1/4-20x.62)BASE PL	91	
					90	
					89	
					88	
2	2	- A	2-21000-9	SCR, 5HC (8-32x.75)SLUG BLADE	87	
4	4	- A	2-21000-5	SCR, 5HC (8-32x.25)STRIP GUIDE	86	
					85	
REF	REF	- A	3-21000-7	SCR, 5HC (10-32x.75)FEED ROD GDE	84	
					83	
REF	REF	- A	3-21000-6	SCR, 5HC (10-32x.62)FEED ADJ PL	82	
REF	REF	- A	3-21000-4	SCR, 5HC (10-32x.38)PIVOT BLOCK	81	
2	2	- A	3-21002-0	SCR, BHC (10-32x.88)SHEAR PL	80	
REF	-	- A	455745-1	GUARD, WINDOW	79	
-	REF	- A	679532-1	INSERT, GUARD	78	
					77	
					76	
					75	
1	1	- A	690603-1	SPRING, ASSIST	74	
1	1	- A	23030-1	SCR, SKT CAP (6-32x.25)CP DSC	73	
REF	REF	- A	458109-1	WASHER, FLAT (SPECIAL)	72	
REF	REF	- A	690517-1	SPACER	71	

QTY	REF	AMP P/N	MFG P/N	DESCRIPTION	ITEM NO
					60
REF	REF	- C	454220-1	CAP, RAM	59
REF	REF	- D	453736-1	HOUSING	58
					57
					56
REF	REF	- B	240624-1	PIN, FEED FINGER	55
REF	REF	- B	691499-1	SPRING, FEED FINGER	54
REF	REF	- B	240635-1	FINGER, FEED	53
REF	REF	- B	240634-1	LEVER, TERMINAL	52
					51
					50
					49
1	-	- B	690501-3	CAM, POST FEED 1 1/8 ST	48
-	1	- B	690501-4	CAM, POST-FEED 1 5/8 ST	47
					46
1	1	- A	690191-1	PLUG, NYLON	45
1	1	- C	455674-1	RAM	44
1	1	- A	690125-1	WASHER, LAMINATED	43
1	1	- A	690124-5	WASHER, RAM	42
1	1	- A	7-21002-9	BOLT, CRIMPER (5/16-24x1.00)	41
1	1	- A	23241-6	BALL, STEEL	40
1	1	- A	690170-1	SPRING, COMPRESSION	39
1	1	- C	690142-1	DISC, INSULATION	38
1	1	- D	354777-1	WIRE DISC, PLASTIC	37
1	1	- A	22480-5	WASHER, SPRING	36
1	1	- B	690212-1	POST, RAM	35
					34
					33
1	1	- D	458980-1	APPLICATOR, BASIC (SUB ASSY)	32
					31
					30
					29
1	1	- B	3-690451-2	SPACER, STRIPPER	28
1	1	- A	240639-1	STRIPPER	27
REF	REF	- C	455676-1	PLATE, BASE	26
2	2	- A	22354-8	DRAG, STUD	25
1	1	- B	455678-1	PLATE, STRIP GUIDE	24
					23
2	2	- A	4-22281-1	SPRING, DRAG	22
					21
1	1	- A	454177-1	DRAG, STOCK	20
1	1	- B	2-458030-2	GUIDE, STRIP (REAR)	19
1	1	- C	2-458031-2	GUIDE, STRIP (FRONT)	18
REF	REF	- A	454178-1	GUIDE, FEED ROD	17
REF	REF	- A	4-22284-9	SPRING, FEED RETURN	16
					15
1	1	- C	2-240641-9	SPACER, SLUG BLADE	14
2	2	- C	2-690481-0	SPACER, HOLD DOWN	13
1	1	- A	23846-1	SPRING, HOLD DOWN	12
1	1	- B	240644-1	PLATE, REAR SHEAR	11
					10
1	1	- B	690482-5	PLATE, FRONT SHEAR	9
1	1	- D	1-356038-9	ANVIL	8
1	1	- B	4-690474-2	BLADE, SLUG	7
1	1	- D	1-455892-5	HOLD DOWN, TERMINAL	6
1	1	- C	6-240641-5	SPACER, SLUG BLADE	5
1	1	- B	238009-1	SPACER, BLOCK CRIMPER	4
1	1	- C	456134-6	CRIMPER, INSULATION	3
1	1	- B	455888-2	SPACER, CRIMPER	2
1	1	- C	456410-3	CRIMPER, WIRE	1



- 1 RECOMMENDED SPARE PARTS.
- 2 GREASE LIGHTLY.
- 3 GUARD MUST BE IN PLACE WHEN OPERATING APPLICATOR IN A BENCH MACHINE.
- 4 LUBRICATE DAILY USING NO. 20 MACHINE OIL.
- 5. ITEMS WITH QTY OF REF SPECIFIED (EXCEPT ITEMS 78 AND 79) ARE USED ON ITEM 32.
- 6 ITEM 78 USED WITH G TERMINATOR ONLY.

THIS DRAWING IS UNRELEASED.  
 RELEASED FOR PUBLICATION BY AMP INCORPORATED. ALL RIGHTS RESERVED.  
 LOC A LEADMAKER  
 DIST 66  
 AMP 1756 REV 3-92

THIS DRAWING IS UNRELEASED.  
 RELEASED FOR PUBLICATION BY AMP INCORPORATED. ALL RIGHTS RESERVED.  
 LOC A LEADMAKER  
 DIST 66  
 AMP 1756 REV 3-92

QTY	REF	AMP P/N	MFG P/N	DESCRIPTION	ITEM NO
-2	-1	U/M	DWG SIZE	PART NO	DESCRIPTION

DIMENSIONS IN INCHES. DO NOT SCALE PRINT.		MATERIAL		FINISH	
TOLERANCES UNLESS OTHERWISE SPECIFIED:		HT TR		FIN	
2 PLC DEC ±		-		-	
3 PLC DEC ±		-		-	
4 PLC DEC ±		-		-	
ANGLES ±		-		-	
SURF TEXTURE: ✓		-		-	
REMOVE BURRS, BREAK SHARP EDGES R.015 MAX		-		-	

CUSTOMER AND ASSEMBLY DRAWING