


CMLT8099

**SURFACE MOUNT SILICON
DUAL NPN TRANSISTOR**



www.centrasemi.com



SOT-563 CASE

DESCRIPTION:

The CENTRAL SEMICONDUCTOR CMLT8099 consists of two individual, isolated 8099 NPN silicon transistors, manufactured by the epitaxial planar process and epoxy molded in an SOT-563 surface mount package. This device has been designed for small signal general purpose amplifier applications.

MARKING CODE: C89

FEATURES:

- Device is **Halogen Free** by design
- Current $I_C=500\text{mA}$
- Voltage $V_{CEO}=80\text{V}$

APPLICATIONS:

- Small signal general purpose amplifiers

MAXIMUM RATINGS: ($T_A=25^\circ\text{C}$)

Collector-Base Voltage	V_{CBO}	80	V
Collector-Emitter Voltage	V_{CEO}	80	V
Emitter-Base Voltage	V_{EBO}	6.0	V
Continuous Collector Current	I_C	500	mA
Power Dissipation	P_D	350	mW
Operating and Storage Junction Temperature	T_J, T_{stg}	-65 to +150	$^\circ\text{C}$
Thermal Resistance	θ_{JA}	357	$^\circ\text{C/W}$

SYMBOL

V_{CBO}	80	V
V_{CEO}	80	V
V_{EBO}	6.0	V
I_C	500	mA
P_D	350	mW
T_J, T_{stg}	-65 to +150	$^\circ\text{C}$
θ_{JA}	357	$^\circ\text{C/W}$

UNITS

ELECTRICAL CHARACTERISTICS PER TRANSISTOR: ($T_A=25^\circ\text{C}$ unless otherwise noted)

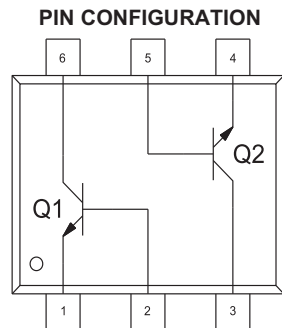
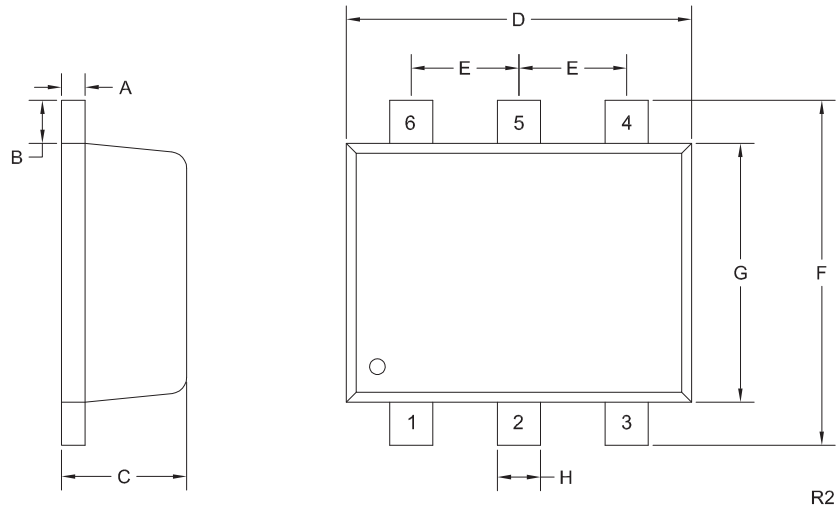
SYMBOL	TEST CONDITIONS	MIN	MAX	UNITS
I_{CBO}	$V_{CB}=80\text{V}$		0.1	μA
I_{EBO}	$V_{BE}=6.0\text{V}$		0.1	μA
BV_{CBO}	$I_C=100\mu\text{A}$	80		V
BV_{CEO}	$I_C=10\text{mA}$	80		V
BV_{EBO}	$I_E=10\mu\text{A}$	6.0		V
$V_{CE(SAT)}$	$I_C=100\text{mA}, I_B=5.0\text{mA}$		0.4	V
$V_{CE(SAT)}$	$I_C=100\text{mA}, I_B=10\text{mA}$		0.3	V
$V_{BE(ON)}$	$V_{CE}=5.0\text{V}, I_C=10\text{mA}$	0.6	0.8	V
h_{FE}	$V_{CE}=5.0\text{V}, I_C=1.0\text{mA}$	100	300	
h_{FE}	$V_{CE}=5.0\text{V}, I_C=10\text{mA}$	100		
h_{FE}	$V_{CE}=5.0\text{V}, I_C=100\text{mA}$	75		
f_T	$V_{CE}=5.0\text{V}, I_C=10\text{mA}, f=100\text{MHz}$	150		MHz
C_{ob}	$V_{CB}=10\text{V}, I_E=0, f=1.0\text{MHz}$		6.0	pF
C_{ib}	$V_{BE}=0.5\text{V}, I_C=0, f=1.0\text{MHz}$		25	pF

R3 (29-June 2015)

CMLT8099
SURFACE MOUNT SILICON
DUAL NPN TRANSISTOR



SOT-563 CASE - MECHANICAL OUTLINE



SYMBOL	INCHES		MILLIMETERS	
	MIN	MAX	MIN	MAX
A	0.0027	0.007	0.07	0.18
B	0.008		0.20	
C	0.017	0.024	0.45	0.60
D	0.059	0.067	1.50	1.70
E	0.020		0.50	
F	0.059	0.067	1.50	1.70
G	0.043	0.051	1.10	1.30
H	0.006	0.012	0.15	0.30

SOT-563 (REV: R2)

LEAD CODE:

- 1) Emitter Q1
- 2) Base Q1
- 3) Collector Q1
- 4) Emitter Q2
- 5) Base Q2
- 6) Collector Q2

MARKING CODE: C89

R3 (29-June 2015)

OUTSTANDING SUPPORT AND SUPERIOR SERVICES



PRODUCT SUPPORT

Central's operations team provides the highest level of support to insure product is delivered on-time.

- Supply management (Customer portals)
- Inventory bonding
- Consolidated shipping options
- Custom bar coding for shipments
- Custom product packing

DESIGNER SUPPORT/SERVICES

Central's applications engineering team is ready to discuss your design challenges. Just ask.

- Free quick ship samples (2nd day air)
- Online technical data and parametric search
- SPICE models
- Custom electrical curves
- Environmental regulation compliance
- Customer specific screening
- Up-screening capabilities
- Special wafer diffusions
- PbSn plating options
- Package details
- Application notes
- Application and design sample kits
- Custom product and package development

REQUESTING PRODUCT PLATING

1. If requesting Tin/Lead plated devices, add the suffix " TIN/LEAD" to the part number when ordering (example: 2N2222A TIN/LEAD).
2. If requesting Lead (Pb) Free plated devices, add the suffix " PBFREE" to the part number when ordering (example: 2N2222A PBFREE).

CONTACT US

Corporate Headquarters & Customer Support Team

Central Semiconductor Corp.
145 Adams Avenue
Hauppauge, NY 11788 USA
Main Tel: (631) 435-1110
Main Fax: (631) 435-1824
Support Team Fax: (631) 435-3388
www.centrasemi.com

Worldwide Field Representatives:
www.centrasemi.com/wwreps

Worldwide Distributors:
www.centrasemi.com/wwdistributors

For the latest version of Central Semiconductor's **LIMITATIONS AND DAMAGES DISCLAIMER**, which is part of Central's Standard Terms and Conditions of sale, visit: www.centrasemi.com/terms