


*RoHS COMPLIANT



BOURNS®

Features

- Shielded construction
- Flat wire
- Unit height of 2 mm
- Inductance range: 0.22 to 5.6 μ H
- Rated current up to 10 A
- RoHS compliant*



This series is currently available but not recommended for new designs. The newer **Model SRP4020TA** series is recommended.

SRP4020 Series - Shielded Power Inductors

Electrical Specifications

Bourns Part No.	Inductance L (μ H) ± 20 %	I rms (A)	I sat (A)	DCR (m Ω) Max.
SRP4020-R22M	0.22	11.5	11.5	7
SRP4020-R36M	0.36	9	11	12
SRP4020-R47M	0.47	7	10	12
SRP4020-R56M	0.56	7	8	14.7
SRP4020-R68M	0.68	6.3	7	17
SRP4020-R88M	0.88	6	6.5	18
SRP4020-1R0M	1.0	5	6	21.6
SRP4020-1R2M	1.2	5	5	22
SRP4020-1R5M	1.5	5.1	5	29
SRP4020-2R2M	2.2	3.9	5	40
SRP4020-3R3M	3.3	3.3	4.3	48
SRP4020-4R7M	4.7	2.7	4	75
SRP4020-5R6M	5.6	2.4	3.5	90

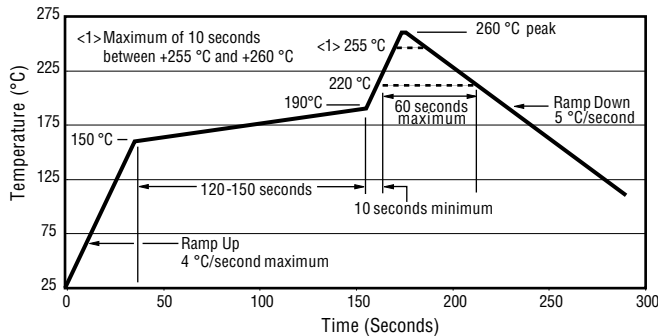
General Specifications

Test Voltage 0.25 V
 Test Frequency 100 KHz
 Reflow Soldering .. 230 °C; 50 sec. max.
 Operating Temperature
 -55 °C to +125 °C
 (Temperature rise included)
 Storage Temperature
 -55 °C to +125 °C
 Resistance to Soldering Heat
 +260 °C for 10 sec.

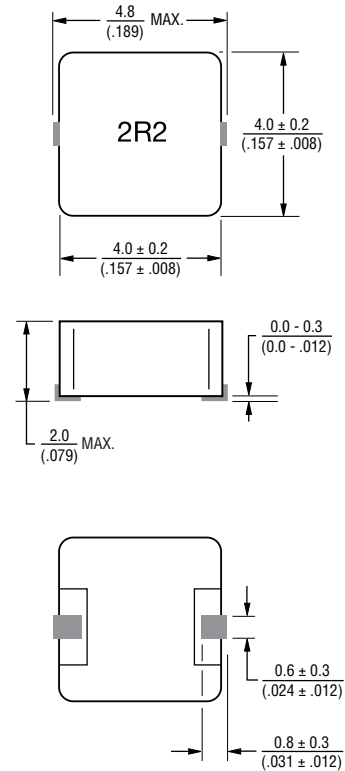
Materials

Core Iron
 Wire Enameled copper
 Terminal Cu/Sn
 Rated Current Ind. drops 20 % at Isat
 Temperature Rise 40 °C at rated Irms
 Packaging 2000 pcs. per 13-inch reel

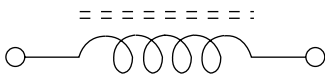
Soldering Profile



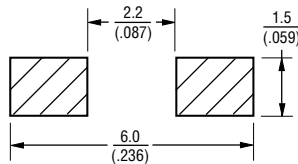
Product Dimensions



Electrical Schematic



Recommended Layout



DIMENSIONS: $\frac{\text{MM}}{\text{(INCHES)}}$

*RoHS Directive 2002/95/EC Jan. 27, 2003 including annex and RoHS Recast 2011/65/EU June 8, 2011. Specifications are subject to change without notice.

The device characteristics and parameters in this data sheet can and do vary in different applications and actual device performance may vary over time. Users should verify actual device performance in their specific applications.

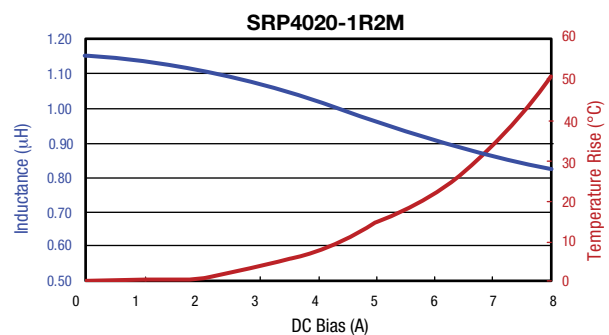
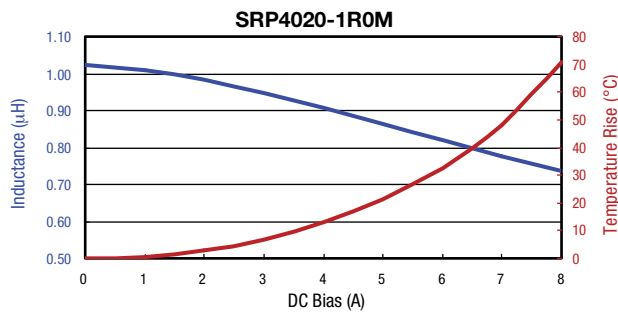
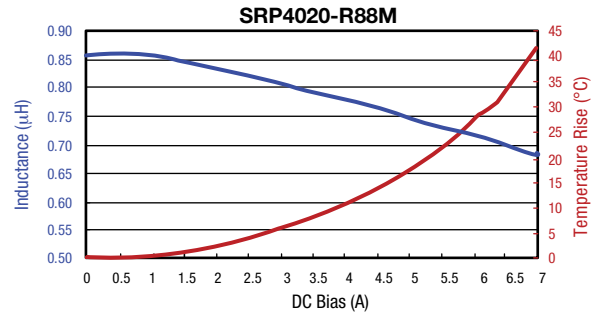
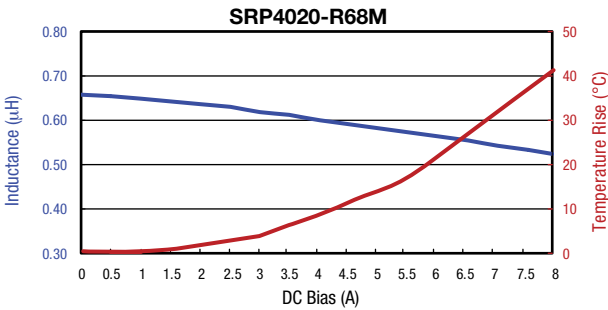
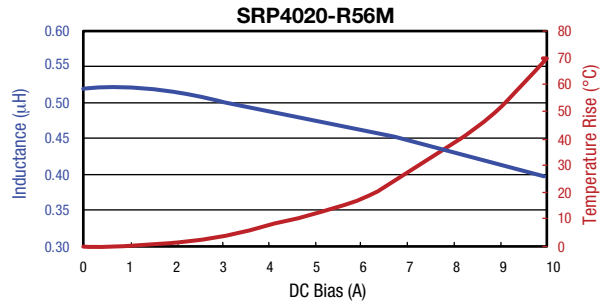
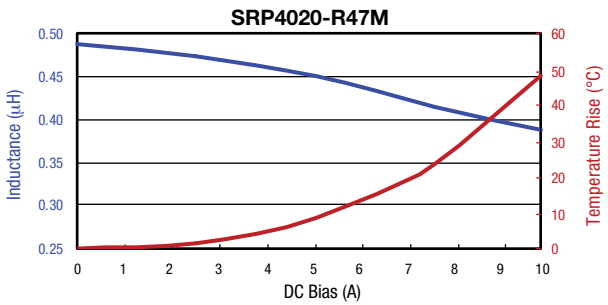
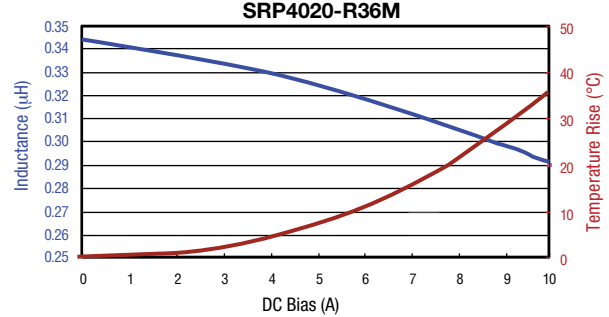
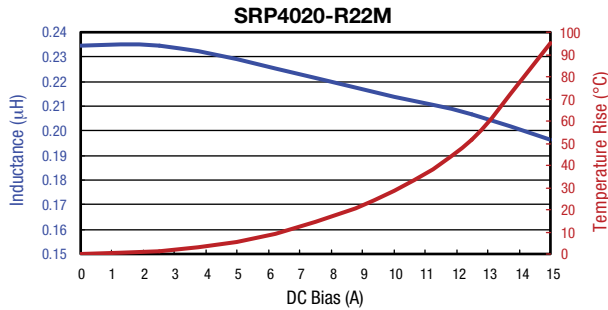
Applications

- DC/DC converters
- Power supplies for:
 - Portable communications equipment
 - Laptop computers
 - Camcorders, HDTV, car audio systems
 - Video game consoles

SRP4020 Series - Shielded Power Inductors

BOURNS®

L vs. I Charts

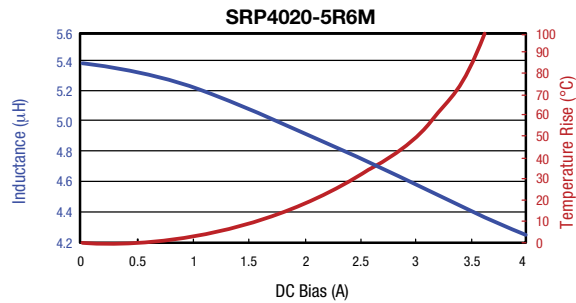
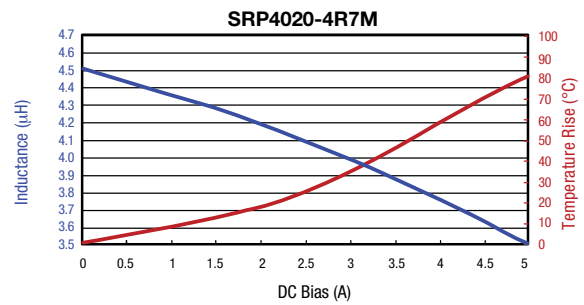
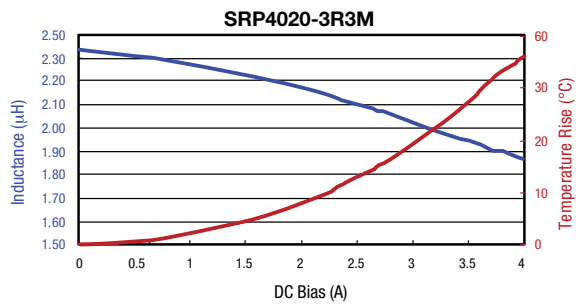
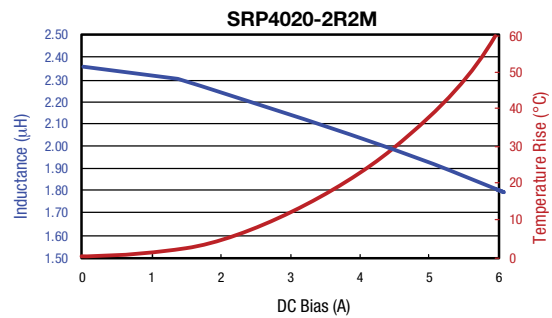
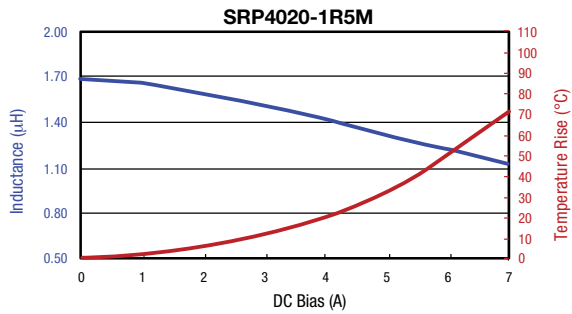


Specifications are subject to change without notice. The device characteristics and parameters in this data sheet can and do vary in different applications and actual device performance may vary over time. Users should verify actual device performance in their specific applications.

SRP4020 Series - Shielded Power Inductors

BOURNS®

L vs. I Charts

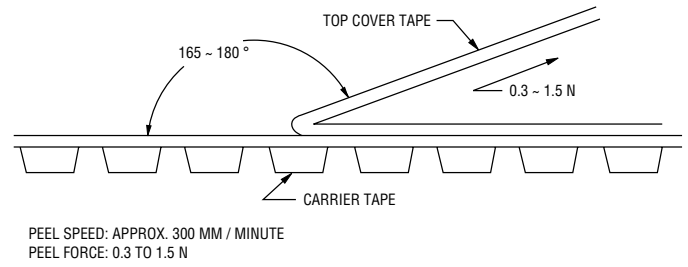
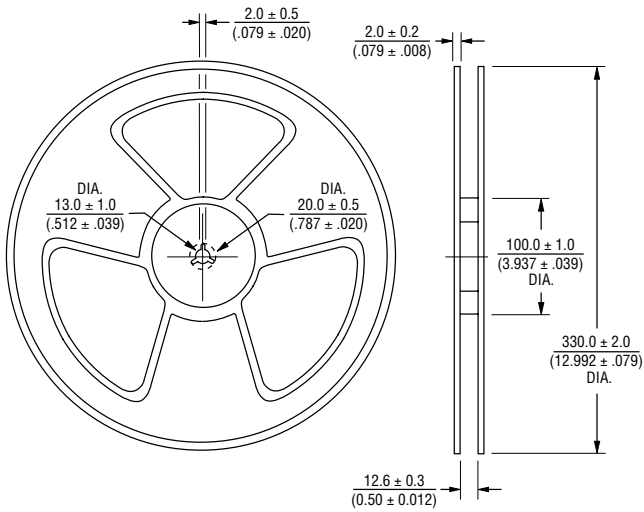


Specifications are subject to change without notice.
 The device characteristics and parameters in this data sheet can and do vary in different applications and actual device performance may vary over time.
 Users should verify actual device performance in their specific applications.

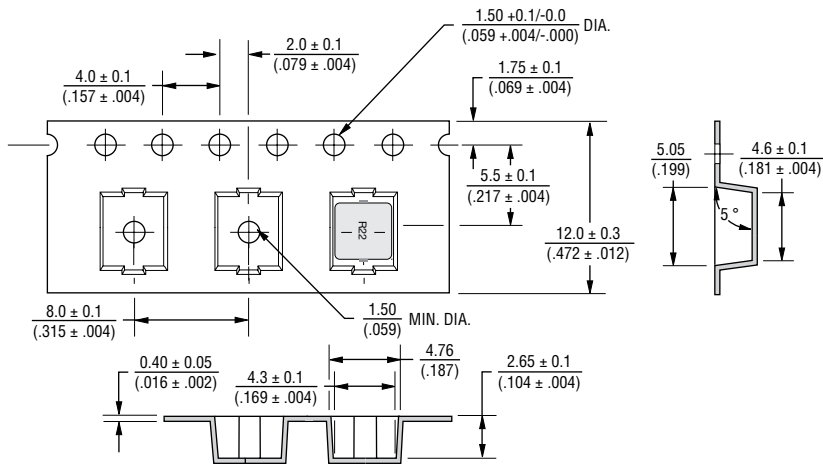
SRP4020 Series - Shielded Power Inductors

BOURNS®

Packaging Specifications



DIMENSIONS: $\frac{\text{MM}}{\text{(INCHES)}}$



USER DIRECTION OF FEED →
 QTY: 2000 PCS. PER REEL

REV. 01/17

Specifications are subject to change without notice. The device characteristics and parameters in this data sheet can and do vary in different applications and actual device performance may vary over time. Users should verify actual device performance in their specific applications.