

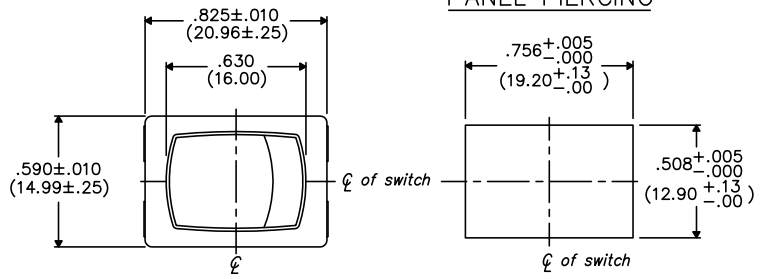
THIS INFORMATION IS CONFIDENTIAL AND PROPRIETARY TO CW INDUSTRIES INCORPORATED AND ITS AFFILIATES. IT MAY NOT BE DISCLOSED TO ANYONE OTHER THAN CW INDUSTRIES PERSONNEL, WITHOUT WRITTEN AUTHORIZATION FROM CW INDUSTRIES INCORPORATED, SOUTHAMPTON, PENNSYLVANIA, USA.

E
D
C
B
A

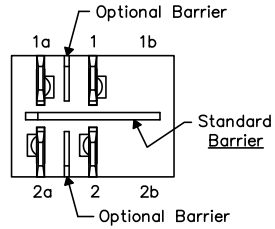
DIMENSIONS IN INCHES (MILLIMETERS)
DO NOT SCALE DRAWING

Dwg. No.
GRS-4021-XXXX

PANEL PIERCING



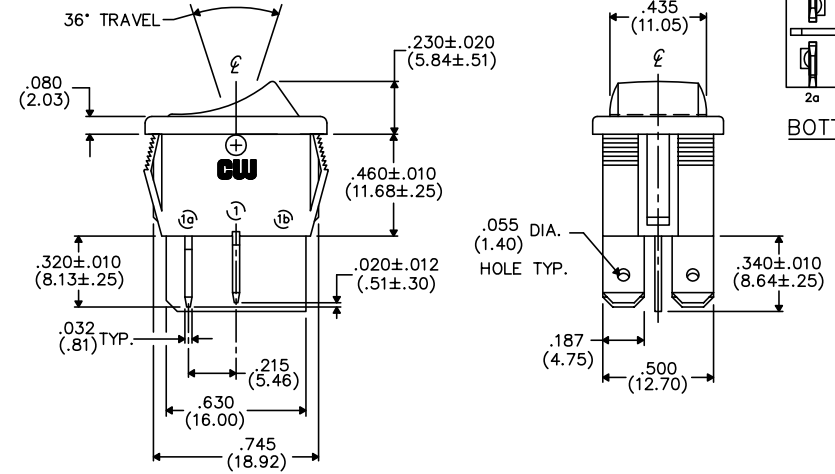
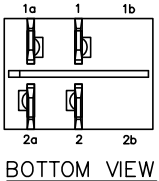
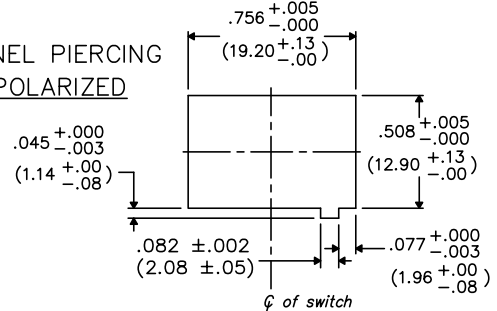
OPTIONAL INSULATING BARRIER



MOUNTING PANEL THICKNESS

Standard—.050" (1.27mm) to .150" (3.81mm).
Optional Mounting Claws for Custom Panel thickness are available.

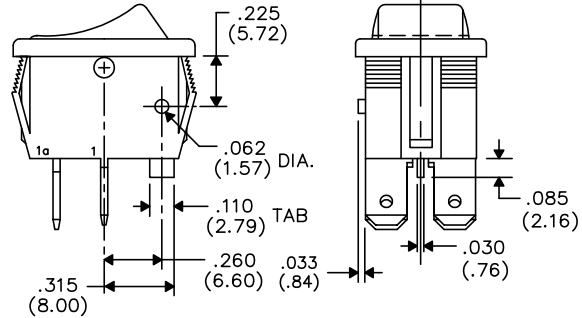
PANEL PIERCING POLARIZED



TERMINAL OPTIONS:

- .187" (4.75mm) x .032" (.81mm) Solderless
- .110" (2.79mm) x .032" (.81mm) Solderless
- .187" (4.75mm) x .020" (.51mm) Solderless
- .110" (2.79mm) wide with .048" (1.22mm) x .237" (6.02mm) Slot for Soldering

TAB AND POLARIZATION OPTIONS



1 2 3 4 5 6 7 8 9 10

B-FORMAT 2002	REVISIONS									
---------------	-----------	--	--	--	--	--	--	--	--	--

PDF FILE MADE	CW INDUSTRIES Southampton, Pa. 18966	Title: ROCKER SWITCH ASSEMBLY D.P./S.T.
	TOLERANCES UNLESS OTHERWISE SPECIFIED	
	2 Place Decimal ±.010 METRIC	
	3 Place Decimal ±.005 1 Place Dec. ±.25mm	
	Angles ±1° 2 Place Dec. ±.13mm	
Made for: CW IND.	Division: SWITCH	
Drawn by: DGW 10-28-2010	Dwg. No. GRS-4021-XXXX	
Checked by:		
Approval:		