

## Installation level terminal block - PIK 4-L - 2714048

Please be informed that the data shown in this PDF Document is generated from our Online Catalog. Please find the complete data in the user's documentation. Our General Terms of Use for Downloads are valid (<http://download.phoenixcontact.com>)



Installation level terminal block, Screw connection, Cross section: 0.2 mm<sup>2</sup> - 4 mm<sup>2</sup>, AWG: 24 - 12, Width: 6.2 mm, Color: gray, Mounting type: NS 35/7,5, NS 35/15

### Product Features

- ✓ The other types in the PIK range support all other circuit versions encountered in practice
- ✓ For example, combining the PIK 4-PE/L/NT and the PIK 4-L/L enables a three-phase circuit to be wired on a design width of 12.4 mm. This represents a space saving of 18.6 mm compared to conventional wiring with single-level installation terminal blocks.



### Key commercial data

Packing unit	1 PCE
GTIN	 4 017918 061296
Weight per Piece (excluding packing)	14.83 GRM
Custom tariff number	85369010
Country of origin	Greece

### Technical data

#### General

Number of levels	2
Number of connections	4
Color	gray
Insulating material	PA
Inflammability class according to UL 94	V2
Maximum load current	32 A (with 4 mm <sup>2</sup> conductor cross section)
Rated surge voltage	6 kV
Pollution degree	3
Surge voltage category	III

## Installation level terminal block - PIK 4-L - 2714048

### Technical data

#### General

Insulating material group	I
Connection in acc. with standard	IEC 60947-7-1
Nominal current $I_N$	32 A
Nominal voltage $U_N$	400 V
Open side panel	ja

#### Dimensions

Width	6.2 mm
Length	88 mm
Height NS 35/7,5	51.5 mm
Height NS 35/15	59 mm

#### Connection data

Note	Terminal point
Conductor cross section solid min.	0.2 mm <sup>2</sup>
Conductor cross section solid max.	4 mm <sup>2</sup>
Conductor cross section stranded min.	0.2 mm <sup>2</sup>
Conductor cross section stranded max.	4 mm <sup>2</sup>
Conductor cross section AWG/kcmil min.	24
Conductor cross section AWG/kcmil max.	12
Conductor cross section stranded, with ferrule without plastic sleeve min.	0.25 mm <sup>2</sup>
Conductor cross section stranded, with ferrule without plastic sleeve max.	4 mm <sup>2</sup>
Conductor cross section stranded, with ferrule with plastic sleeve min.	0.25 mm <sup>2</sup>
Conductor cross section stranded, with ferrule with plastic sleeve max.	2.5 mm <sup>2</sup>
2 conductors with same cross section, solid min.	0.2 mm <sup>2</sup>
2 conductors with same cross section, solid max.	1.5 mm <sup>2</sup>
2 conductors with same cross section, stranded min.	0.2 mm <sup>2</sup>
2 conductors with same cross section, stranded max.	1 mm <sup>2</sup>
2 conductors with same cross section, stranded, ferrules without plastic sleeve, min.	0.25 mm <sup>2</sup>
2 conductors with same cross section, stranded, ferrules without plastic sleeve, max.	1 mm <sup>2</sup>
2 conductors with same cross section, stranded, TWIN ferrules with plastic sleeve, max.	0.5 mm <sup>2</sup>
Connection method	Screw connection
Stripping length	9 mm
Screw thread	M3
Tightening torque, min	0.5 Nm
Tightening torque max	0.6 Nm

# Installation level terminal block - PIK 4-L - 2714048

## Classifications

### eCl@ss

eCl@ss 4.0	27141118
eCl@ss 4.1	27141118
eCl@ss 5.0	27141118
eCl@ss 5.1	27141118
eCl@ss 6.0	27141125
eCl@ss 7.0	27141125
eCl@ss 8.0	27141125

### ETIM

ETIM 2.0	EC001329
ETIM 3.0	EC001329
ETIM 4.0	EC001329
ETIM 5.0	EC001329

### UNSPSC

UNSPSC 6.01	30211811
UNSPSC 7.0901	39121410
UNSPSC 11	39121410
UNSPSC 12.01	39121410
UNSPSC 13.2	39121410

## Approvals

### Approvals

---

#### Approvals

UL Recognized / cUL Recognized / GOST / DNV / GOST / cULus Recognized

---

#### Ex Approvals

---


Approvals submitted

---


### Approval details

# Installation level terminal block - PIK 4-L - 2714048

## Approvals

UL Recognized 


		B	C
mm <sup>2</sup> /AWG/kcmil	28-12	28-12	
Nominal current I <sub>N</sub>	20 A	20 A	
Nominal voltage U <sub>N</sub>	250 V	300 V	



cUL Recognized 

		B	C
mm <sup>2</sup> /AWG/kcmil	28-12	28-12	
Nominal current I <sub>N</sub>	20 A	20 A	
Nominal voltage U <sub>N</sub>	250 V	300 V	

GOST 

DNV

GOST 

cULus Recognized  

## Accessories

Accessories

Bridge

## Installation level terminal block - PIK 4-L - 2714048

### Accessories

Fixed bridge - FBI 100- 6 - 0201650



Fixed bridge, Number of positions: 100, Color: silver

---

Fixed bridge - FBI 10- 6 - 0203250



Fixed bridge, Number of positions: 10, Color: silver

---

Fixed bridge - FBI 20- 6 - 0201867



Fixed bridge, Number of positions: 20, Color: silver

---

### End block

End clamp - CLIPFIX 35 - 3022218



Quick mounting end clamp for NS 35/7,5 DIN rail or NS 35/15 DIN rail, with marking option, width: 9.5 mm, color: gray

---

End clamp - CLIPFIX 35-5 - 3022276



Quick mounting end clamp for NS 35/7,5 DIN rail or NS 35/15 DIN rail, with marking option, with parking option for FBS...5, FBS...6, KSS 5, KSS 6, width: 5.15 mm, color: gray

---

## Installation level terminal block - PIK 4-L - 2714048

### Accessories

End clamp - E/NS 35 N - 0800886



End clamp, width: 9.5 mm, color: gray

---

End clamp - E/UK - 1201442



End clamp, for assembly on NS 32 or NS 35/7.5 DIN rail

---

End clamp - E/UK 1 - 1201413



End clamps, for supporting the ends of double-level and three-level terminal blocks, width: 10 mm, color: gray

---

### End cover

End cover - D-PIK 4 - 2714080



End cover, Length: 88 mm, Width: 1.5 mm, Color: gray

---

### Insulating sleeve

Bridge bar isolator - IS-K 4 - 1302338



Bridge bar isolator, Color: gray

## Installation level terminal block - PIK 4-L - 2714048

### Accessories

---

Bridge bar isolator - ISSBI 10- 6 - 0301505



Bridge bar isolator, Number of positions: 10, Color: silver

---

### Labeled terminal marker

Zack marker strip - ZB 6 CUS - 0824992



Zack marker strip, Can be ordered: Strip, white, Labeled according to customer specifications, Mounting type: Snap into tall marker groove, For terminal block width: 6.2 mm, Lettering field: 6.15 x 10.5 mm

---

Marker for terminal blocks - UC-TM 6 CUS - 0824589



Marker for terminal blocks, Can be ordered: By sheet, white, Labeled according to customer specifications, Mounting type: Snap into tall marker groove, For terminal block width: 6.2 mm, Lettering field: 5.6 x 10.5 mm

---

Marker for terminal blocks - UCT-TM 6 CUS - 0829602



Marker for terminal blocks, Can be ordered: By sheet, white, Labeled according to customer specifications, Mounting type: Snap into tall marker groove, For terminal block width: 6.2 mm, Lettering field: 5.6 x 10.5 mm

---

### Marker pen

## Installation level terminal block - PIK 4-L - 2714048

### Accessories

Marker pen - X-PEN 0,35 - 0811228



Marker pen without ink cartridge, for manual labeling of markers, labeling extremely wipe-proof, line thickness 0.35 mm

---

### Mounting rail

DIN rail perforated - NS 35/ 7,5 PERF 2000MM - 0801733



DIN rail, material: steel galvanized and passivated with a thick layer, perforated, height 7.5 mm, width 35 mm, length: 2000 mm

---

DIN rail - NS 35/ 7,5 UNPERF 2000MM - 0801681



DIN rail, material: Steel, unperforated, height 7.5 mm, width 35 mm, length: 2 m

---

DIN rail - NS 35/ 7,5 WH PERF 2000MM - 1204119



DIN rail 35 mm (NS 35)

---

DIN rail - NS 35/ 7,5 WH UNPERF 2000MM - 1204122



DIN rail 35 mm (NS 35)

---



## Installation level terminal block - PIK 4-L - 2714048

### Accessories

DIN rail, unperforated - NS 35/ 7,5 AL UNPERF 2000MM - 0801704



DIN rail, unperforated, Width: 35 mm, Height: 7.5 mm, Length: 2000 mm, Color: silver

---

DIN rail - NS 35/ 7,5 ZN PERF 2000MM - 1206421



DIN rail, material: Galvanized, perforated, height 7.5 mm, width 35 mm, length: 2 m

---

DIN rail - NS 35/ 7,5 ZN UNPERF 2000MM - 1206434



DIN rail, material: Galvanized, unperforated, height 7.5 mm, width 35 mm, length: 2 m

---

DIN rail - NS 35/ 7,5 CU UNPERF 2000MM - 0801762



DIN rail, material: Copper, unperforated, height 7.5 mm, width 35 mm, length: 2 m

---

End cap - NS 35/ 7,5 CAP - 1206560



DIN rail end piece, for DIN rail NS 35/7.5

---

## Installation level terminal block - PIK 4-L - 2714048

### Accessories

DIN rail perforated - NS 35/15 PERF 2000MM - 1201730



DIN rail, material: steel galvanized and passivated with a thick layer, perforated, height 15 mm, width 35 mm, length: 2000 mm

---

DIN rail - NS 35/15 UNPERF 2000MM - 1201714



DIN rail, material: Steel, unperforated, height 15 mm, width 35 mm, length: 2 m

---

DIN rail - NS 35/15 WH PERF 2000MM - 0806602



DIN rail 35 mm (NS 35)

---

DIN rail - NS 35/15 WH UNPERF 2000MM - 1204135



DIN rail 35 mm (NS 35)

---

DIN rail, unperforated - NS 35/15 AL UNPERF 2000MM - 1201756



DIN rail, deep drawn, high profile, unperforated, 1.5 mm thick, material: aluminum, height 15 mm, width 35 mm, length 2000 mm

---

## Installation level terminal block - PIK 4-L - 2714048

### Accessories

DIN rail - NS 35/15 ZN PERF 2000MM - 1206599



DIN rail, material: Galvanized, perforated, height 15 mm, width 35 mm, length: 2 m

---

DIN rail - NS 35/15 ZN UNPERF 2000MM - 1206586



DIN rail, material: Galvanized, unperforated, height 15 mm, width 35 mm, length: 2 m

---

DIN rail - NS 35/15 CU UNPERF 2000MM - 1201895



DIN rail, material: Copper, unperforated, 1.5 mm thick, height 15 mm, width 35 mm, length: 2 m

---

End cap - NS 35/15 CAP - 1206573



DIN rail end piece, for DIN rail NS 35/15

---

DIN rail - NS 35/15-2,3 UNPERF 2000MM - 1201798



DIN rail, material: Steel, unperforated, 2.3 mm thick, height 15 mm, width 35 mm, length: 2 m

---

### Partition plate

## Installation level terminal block - PIK 4-L - 2714048

### Accessories

Partition plate - ATP-PIK - 2714145



Partition plate, Length: 95 mm, Width: 1.5 mm, Height: 57 mm, Color: gray

---

### Terminal marking

Marker cards - SBS 6:UNBEDRUCKT - 1007222



Marker cards, Card, white, Unlabeled, Can be labeled with: Plotter, Mounting type: Snap into tall marker groove, Snap into flat marker groove, For terminal block width: 6.2 mm, Lettering field: 6 x 6.1 mm

---

Zack marker strip - ZB 6:UNBEDRUCKT - 1051003



Zack marker strip, Strip, white, Unlabeled, Can be labeled with: Plotter, Mounting type: Snap into tall marker groove, For terminal block width: 6.2 mm, Lettering field: 6.15 x 10.5 mm

---

Marker for terminal blocks - UC-TM 6 - 0818085



Marker for terminal blocks, Sheet, white, Unlabeled, Can be labeled with: BLUEMARK CLED, BLUEMARK LED, Plotter, Mounting type: Snap into tall marker groove, For terminal block width: 6.2 mm, Lettering field: 5.6 x 10.5 mm

---

Marker for terminal blocks - UCT-TM 6 - 0828736



Marker for terminal blocks, Sheet, white, Unlabeled, Can be labeled with: THERMOMARK CARD PLUS, THERMOMARK CARD, BLUEMARK CLED, BLUEMARK LED, Mounting type: Snap into tall marker groove, For terminal block width: 6.2 mm, Lettering field: 5.6 x 10.5 mm

# Installation level terminal block - PIK 4-L - 2714048

## Drawings

Circuit diagram

