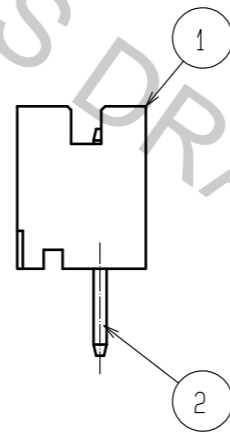
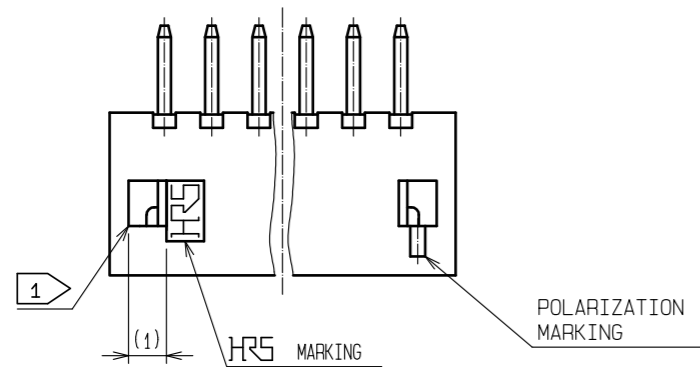
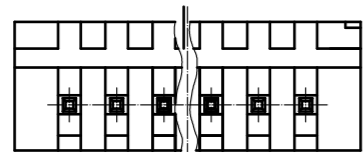
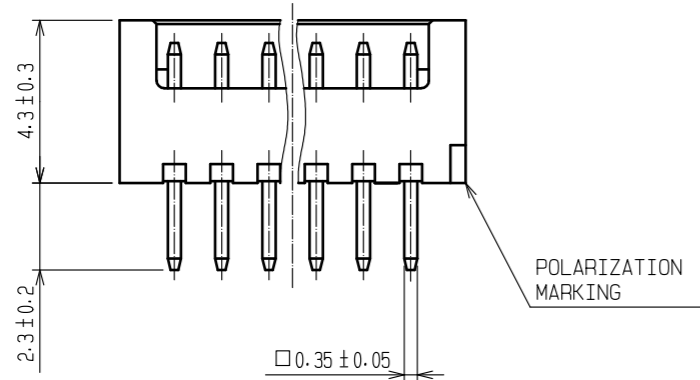
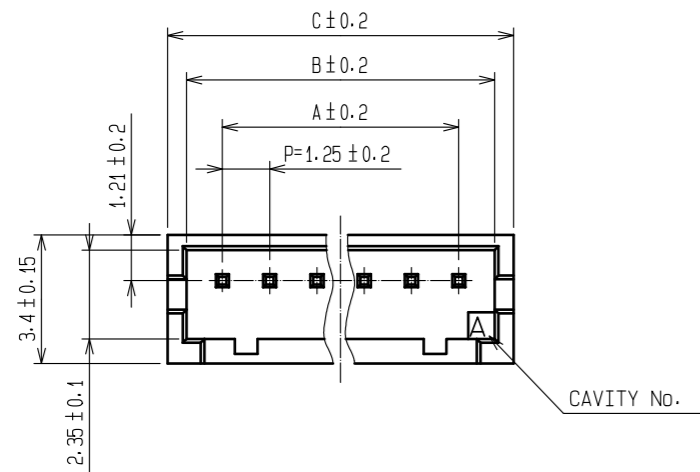
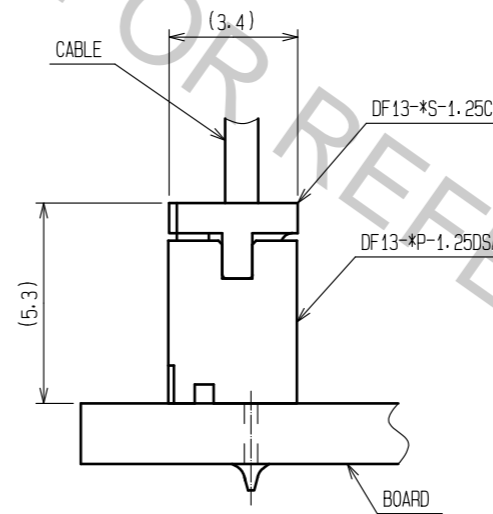


Aug.1.2018 Copyright 2018 HIROSE ELECTRIC CO., LTD. All Rights Reserved.  
 In case that the application demands a high level of reliability, such as automotive,  
 please contact a company representative for further information.

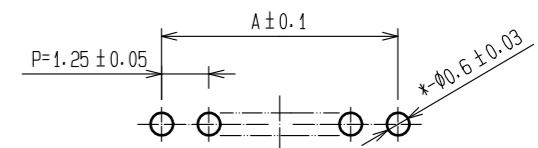


| PART No.              | CODE No.        | NUMBER OF CONTACTS | A     | B     | C     |
|-----------------------|-----------------|--------------------|-------|-------|-------|
| DF13- 2P-1.25DSA (76) | CL536-0101-9-76 | 2                  | 1.25  | 3.15  | 4.15  |
| DF13- 3P-1.25DSA (76) | CL536-0102-1-76 | 3                  | 2.5   | 4.4   | 5.4   |
| DF13- 4P-1.25DSA (76) | CL536-0103-4-76 | 4                  | 3.75  | 5.65  | 6.65  |
| DF13- 5P-1.25DSA (76) | CL536-0104-7-76 | 5                  | 5     | 6.9   | 7.9   |
| DF13- 6P-1.25DSA (76) | CL536-0105-0-76 | 6                  | 6.25  | 8.15  | 9.15  |
| DF13- 7P-1.25DSA (76) | CL536-0106-2-76 | 7                  | 7.5   | 9.4   | 10.4  |
| DF13- 8P-1.25DSA (76) | CL536-0107-5-76 | 8                  | 8.75  | 10.65 | 11.65 |
| DF13- 9P-1.25DSA (76) | CL536-0108-8-76 | 9                  | 10    | 11.9  | 12.9  |
| DF13-10P-1.25DSA (76) | CL536-0109-0-76 | 10                 | 11.25 | 13.15 | 14.15 |
| DF13-11P-1.25DSA (76) | —               | 11                 | 12.5  | 14.4  | 15.4  |
| DF13-12P-1.25DSA (76) | CL536-0111-2-76 | 12                 | 13.75 | 15.65 | 16.65 |
| DF13-13P-1.25DSA (76) | CL536-0112-5-76 | 13                 | 15    | 16.9  | 17.9  |
| DF13-14P-1.25DSA (76) | CL536-0113-8-76 | 14                 | 16.25 | 18.15 | 19.15 |
| DF13-15P-1.25DSA (76) | CL536-0114-0-76 | 15                 | 17.5  | 19.4  | 20.4  |

(2) APPLICATION FIGURE



(3) RECOMMENDED PATTERN



- (1) WHEN THIS CONNECTOR HAS TWO OR THREE CONTACTS, THE LOCK OF CONNECTOR SHALL BE SET AT THE CENTER OF HOUSING. IN CASE THAT THE NUMBER OF CONTACTS IS MORE THAN FOUR, THE TWO LOCKS SHALL BE SET IN ACCORDANCE WITH THE DRAWINGS.
- (2) WHEN THIS CONNECTOR MATES WITH DF13-\*S-1.25C, THE MATING HEIGHT IS 5.3mm.
- (3) RECOMMENDED THROUGH HOLE DIA. :  $\phi 0.6 \pm 0.03$

| NO. | MATERIAL  | FINISH   | REMARKS | NO. | MATERIAL  | FINISH             | REMARKS       |
|-----|-----------|--|---------|-----|-----------|--------------------|---------------|
| 2   | BRASS     | SURFACE:GOLD PLATED 0.2µm min<br>UNDER PLATING:NICKEL PLATED 0.5µm min |         | 4   | ELASTOMER | GREEN              | STOPPER       |
| 1   | POLYAMIDE | BEIGE (NATURAL) · UL94V-0  |         | 3   | R. PVC    | ANTI-ELECTRICATION | CLEAR · STICK |


  

| UNITS | SCALE | COUNT | DESCRIPTION OF REVISIONS | DESIGNED | CHECKED | DATE |
|-------|-------|-------|--------------------------|----------|---------|------|
| mm    | 5 : 1 | △     |                          |          |         |      |

|          |                 |          |             |                     |
|----------|-----------------|----------|-------------|---------------------|
| APPROVED | : HS. OKAWA     | 18.03.20 | DRAWING NO. | EDC-083673-76-00    |
| CHECKED  | : TS. FUKUSHIMA | 18.03.20 | PART NO.    | DF13-*P-1.25DSA(76) |
| DESIGNED | : TS. KUMAZAWA  | 18.03.19 | CODE NO.    | CL536-              |
| DRAWN    | : MK. INOUE     | 18.03.08 |             |                     |

Aug.1.2018 Copyright 2018 HIROSE ELECTRIC CO., LTD. All Rights Reserved.  
 In case that the application demands a high level of reliability, such as automotive,  
 please contact a company representative for further information.



| PART No.             | CODE No.        | NUMBER OF CONTACTS | QUANTITY OF CONNECTORS |
|----------------------|-----------------|--------------------|------------------------|
| DF13- 2P-1.25DSA(76) | CL536-0101-9-76 | 2                  | 115                    |
| DF13- 3P-1.25DSA(76) | CL536-0102-1-76 | 3                  | 89                     |
| DF13- 4P-1.25DSA(76) | CL536-0103-4-76 | 4                  | 72                     |
| DF13- 5P-1.25DSA(76) | CL536-0104-7-76 | 5                  | 61                     |
| DF13- 6P-1.25DSA(76) | CL536-0105-0-76 | 6                  | 52                     |
| DF13- 7P-1.25DSA(76) | CL536-0106-2-76 | 7                  | 46                     |
| DF13- 8P-1.25DSA(76) | CL536-0107-5-76 | 8                  | 41                     |
| DF13- 9P-1.25DSA(76) | CL536-0108-8-76 | 9                  | 37                     |
| DF13-10P-1.25DSA(76) | CL536-0109-0-76 | 10                 | 34                     |
| DF13-11P-1.25DSA(76) | —               | 11                 | 31                     |
| DF13-12P-1.25DSA(76) | CL536-0111-2-76 | 12                 | 29                     |
| DF13-13P-1.25DSA(76) | CL536-0112-5-76 | 13                 | 27                     |
| DF13-14P-1.25DSA(76) | CL536-0113-8-76 | 14                 | 25                     |
| DF13-15P-1.25DSA(76) | CL536-0114-0-76 | 15                 | 23                     |

NOTE4. MINIMUM UNIT OF PURCHASE SHALL BE THE QUANTITY OF CONNECTORS IN TUBE.

|            |             |                     |
|------------|-------------|---------------------|
| <b>HRS</b> | DRAWING NO. | EDC-083673-76-00    |
|            | PART NO.    | DF13-*P-1.25DSA(76) |
|            | CODE NO.    | CL536-              |