


Communication & Control Cable, Multi-Conductor

Index	Page
Multi-Conductor, Unshielded	7-12
Power-Limited Tray Cable, Unshielded	13
Multi-Conductor, Rubber, Unshielded	14
Multi-Conductor, Foil Shield	15-17
Power-Limited Tray Cable, Foil Shield	18
Multi-Conductor, Spiral Shield	19
Multi-Conductor, Braid Shield	20-23
Multi-Conductor, Foil/Braid Shield	24
Multi-Conductor, Rubber, Braid Shield	25
Multi-Conductor, Carolprene® Braid Shield	26



The multi-conductor array of communication and control cable facilitates cable pull-ins and single-site installations.

This cable is typically used for industrial equipment control, electric valve actuation and remote signaling, as well as communications and broadcast applications. These designs are available in a wide variety of insulation and jacketing materials, as well as shield designs to alleviate unwanted circuit noise.

BICCGeneral's Carol® Brand products are manufactured to meet the latest UL, CSA, and NEC requirements and approvals.

A Design To Meet Every Application


PVC/PVC designs employ polyvinyl chloride insulations and jackets capable of meeting everyday, general purpose applications.

PE or PP/PVC designs employ high quality polyethylene or polypropylene insulations to assure faithful reproduction of transmitted signals across interconnection circuits.

Foamed PP/PVC designs use high speed, foamed polypropylene insulations for long distance, critical circuits, which would not perform if higher loss insulations were employed.

Rubber/Rubber is typically employed in installations characterized as severely hostile environments, where these designs provide unsurpassed service life.

Rubber/Carolprene® offers the ultimate performance for applications that demand the greatest protection from the environment, including physical abuse. The specially formulated Carolprene® jacket has been proven time and again to withstand all types of abuse, both mechanical and chemical.



Multi-Conductor, Unshielded

UL 2464, NEC Type CM (UL) c(UL), CSA CMG



Product Construction:

Conductor:

- Fully annealed tinned copper per ASTM B-33
- Fully annealed solid bare copper to ASTM B-3, (C2754, C2755)

Insulation:

- Premium grade color coded S-R PVC per UL 1061

Jacket:

- PVC, gray
- Temperature Range: -20°C to +80°C

Applications:

- Public address systems
- Intercoms
- Remote control circuits
- Suggested voltage rating: 300 volts

Compliances:

- NEC Article 800 Type CM (UL: 75°C)
- UL Style 2464 (UL: 80°C 300V)
- CSA CMG (CSA: 60°C)
- Designed to Meet UL 70,000 BTU Vertical Tray Flame Test
- Passes CSA CMG Flame Test

Packaging:

- 1000' (305 m) Spools
- 500' (152 m) Spools
- Other put-ups available—consult Customer Service

CATALOG NUMBER	NO. OF COND.	AWG SIZE	COND. STRAND.	NOM. INSULATION THICKNESS		NOM. JACKET THICKNESS		NOMINAL O.D.		COLOR CODE	NOM. C-C CAP.* pF/ft
				INCHES	mm	INCHES	mm	INCHES	mm		
C4008	2	22	Solid	0.010	0.25	0.032	0.81	0.155	3.93	Black/Red	25.0
C4310	3	22	Solid	0.010	0.25	0.032	0.81	0.161	4.09	Black/Red/White	25.0
C4311	2	20	Solid	0.010	0.25	0.032	0.81	0.168	4.27	Black/Red	28.0
C2754	2	19	Solid	0.010	0.25	0.032	0.81	0.176	4.47	Brown/Tan	29.5
C2755	3	19	Solid	0.010	0.25	0.032	0.81	0.184	4.67	Brown/Gray/Tan	29.5

* Capacitance between conductors



Multi-Conductor, Unshielded

UL 2464, NEC Type CM (UL) c(UL), CSA CMG

Product Construction:

Conductor:

- 24 AWG fully annealed stranded tinned copper per ASTM B-33

Insulation:

- Premium grade color coded S-R PVC per UL 1061
- Color Code: See charts below

Jacket:

- PVC, gray
- Temperature Range: -20°C to +80°C

Applications:

- Public address systems
- Intercoms
- Internal telephones
- Remote control circuits
- Suitable for EIA RS-232 applications
- Suggested voltage rating: 300 volts

Features:


- Easy to terminate
- Excellent electrical properties
- Tinned conductors provide excellent corrosion resistance
- Assists soldering applications

Compliances:

- NEC Article 800 Type CM (UL: 75°C)
- UL Style 2464 (UL: 80°C, 300V)
- CSA CMG (CSA: 60°C)
- Designed to Meet UL 70,000 BTU Vertical Tray Flame Test
- Passes CSA CMG Flame Test

Packaging:

- 1000' (305 m) Spools or Reels
- 500' (152 m) Spools or Reels
- Other put-ups available—consult Customer Service



CATALOG NUMBER	NO. OF COND.	AWG SIZE	COND. STRAND.	NOM. INSULATION THICKNESS		NOM. JACKET THICKNESS		NOMINAL O.D.		COLOR CODE	NOM. C-C CAP.* pF/ft
				INCHES	mm	INCHES	mm	INCHES	mm		
C2461	2	24	7/32	0.010	0.25	0.032	0.81	0.156	3.96	Black/Red	23.0
C2462	3	24	7/32	0.010	0.25	0.032	0.81	0.163	4.14	Black/Red/Green	23.0
C2463	4	24	7/32	0.010	0.25	0.032	0.81	0.174	4.42	1	23.0
C2464	5	24	7/32	0.010	0.25	0.032	0.81	0.187	4.75	1	23.0
C2466	6	24	7/32	0.010	0.25	0.032	0.81	0.200	5.08	1	23.0
C2488	7	24	7/32	0.010	0.25	0.032	0.81	0.200	5.08	1	23.0
C2465	8	24	7/32	0.010	0.25	0.032	0.81	0.214	5.44	1	23.0
C2470	9	24	7/32	0.010	0.25	0.032	0.81	0.227	5.77	1	23.0
C2471	10	24	7/32	0.010	0.25	0.032	0.81	0.244	6.20	1	23.0
C2467	12	24	7/32	0.010	0.25	0.032	0.81	0.251	6.38	1	23.0
C2473	15	24	7/32	0.010	0.25	0.032	0.81	0.275	6.99	2	23.0
C2475	20	24	7/32	0.010	0.25	0.032	0.81	0.302	7.67	2	23.0
C2476	25	24	7/32	0.010	0.25	0.032	0.81	0.332	8.43	2	23.0

*Capacitance between conductors

Color Code Chart 1 - For cables up to and including 12 conductors

NO. OF COND.	COLOR	NO. OF COND.	COLOR
1	Black	7	Orange
2	White	8	Yellow
3	Red	9	Violet
4	Green	10	Gray
5	Brown	11	Pink
6	Blue	12	Tan


Color Code Chart 2 Per ICEA - For cables of 15 thru 25 conductors

NO. OF COND.	COLOR	NO. OF COND.	COLOR	NO. OF COND.	COLOR
1	Black	10	Orange/Black	19	Blue/Red
2	White	11	Blue/Black	20	Red/Green
3	Red	12	Black/White	21	Orange/Green
4	Green	13	Red/White	22	Black/White/Red
5	Orange	14	Green/White	23	White/Black/Red
6	Blue	15	Blue/White	24	Red/Black/White
7	White/Black	16	Black/Red	25	Green/Black/White
8	Red/Black	17	White/Red		
9	Green/Black	18	Orange/Red		



Multi-Conductor, Unshielded

UL 2464, NEC Type CM (UL) c(UL), CSA CMG



Product Construction:

Conductor:

- 22 AWG fully annealed, stranded tinned copper per ASTM B-33

Insulation:

- Premium grade color coded S-R PVC per UL 1061
- Color Code: See charts below

Jacket:

- PVC, gray
- Temperature Range: -20°C to +80°C

Applications:

- Public address systems
- Intercoms
- Internal telephones
- Remote control circuits
- Suitable for EIA RS-232 applications
- Suggested voltage rating: 300 volts

Features:

- Easy to terminate
- Excellent electrical properties
- Tinned conductors provide excellent corrosion resistance
- Assists soldering applications

Compliances:

- NEC Article 800 Type CM (UL: 75°C)
- UL Style 2464 (UL: 80°C, 300V)
- CSA CMG (CSA 80°C)
- Designed to Meet UL 70,000 BTU Vertical Tray Flame Test
- Passes CSA CMG Flame Test

Packaging:

- 1000' (305 m) Spools or Reels
- 500' (152 m) Spools or Reels
- Other put-ups available—consult Customer Service

CATALOG NUMBER	NO. OF COND.	AWG SIZE	COND. STRAND.	NOM. INSULATION THICKNESS		NOM. JACKET THICKNESS		NOMINAL O.D.		COLOR CODE	NOM. C-C CAP.* pF/ft
				INCHES	mm	INCHES	mm	INCHES	mm		
C6348†	2	22	7/30	0.010	0.25	0.015	0.38	0.130	3.30	Black/Red	25.5
C4062	3	22	7/30	0.010	0.25	0.032	0.81	0.176	4.47	Black/Red/Green	25.5
C4063	4	22	7/30	0.010	0.25	0.032	0.81	0.189	4.80	1	25.5
C4064	5	22	7/30	0.010	0.25	0.032	0.81	0.203	5.16	1	25.5
C4066	6	22	7/30	0.010	0.25	0.032	0.81	0.218	5.54	1	25.5
C4088	7	22	7/30	0.010	0.25	0.032	0.81	0.218	5.54	1	25.5
C4065	8	22	7/30	0.010	0.25	0.032	0.81	0.234	5.94	1	25.5
C4070	9	22	7/30	0.010	0.25	0.032	0.81	0.249	6.32	1	25.5
C4071	10	22	7/30	0.010	0.25	0.032	0.81	0.268	6.81	1	25.5
C4067	12	22	7/30	0.010	0.25	0.032	0.81	0.276	7.01	1	25.5
C4073	15	22	7/30	0.010	0.25	0.032	0.81	0.303	7.70	2	25.5
C4069	18	22	7/30	0.010	0.25	0.032	0.81	0.318	8.08	2	25.5
C4075	20	22	7/30	0.010	0.25	0.032	0.81	0.334	8.48	2	25.5
C4076	25	22	7/30	0.010	0.25	0.032	0.81	0.368	9.35	2	25.5
C4077	30	22	7/30	0.010	0.25	0.032	0.81	0.389	9.88	2	25.5
C4078	40	22	7/30	0.010	0.25	0.032	0.81	0.434	11.02	2	25.5
C4079	50	22	7/30	0.010	0.25	0.032	0.81	0.489	12.42	2	25.5

* Capacitance between conductors

† CM-CSA CMG Only

Color Code Chart 1 - For cables up to and including 12 conductors

NO. OF COND.	COLOR	NO. OF COND.	COLOR
1	Black	7	Orange
2	White	8	Yellow
3	Red	9	Violet
4	Green	10	Gray
5	Brown	11	Pink
6	Blue	12	Tan

Color Code Chart 2 Per ICEA - For cables of 15 thru 50 conductors

NO. OF COND.	COLOR	NO. OF COND.	COLOR	NO. OF COND.	COLOR
1	Black	18	Orange/Red	35	White/Red/Orange
2	White	19	Blue/Red	36	Orange/White/Blue
3	Red	20	Red/Green	37	White/Red/Blue
4	Green	21	Orange/Green	38	Black/White/Green
5	Orange	22	Black/White/Red	39	White/Black/Green
6	Blue	23	White/Black/Red	40	Red/White/Green
7	White/Black	24	Red/Black/White	41	Green/White/Blue
8	Red/Black	25	Green/Black/White	42	Orange/Red/Green
9	Green/Black	26	Orange/Black/White	43	Blue/Red/Green
10	Orange/Black	27	Blue/Black/White	44	Black/White/Blue
11	Blue/Black	28	Black/Red/Green	45	White/Black/Blue
12	Black/White	29	White/Red/Green	46	Red/White/Blue
13	Red/White	30	Red/Black/Green	47	Green/Orange/Red
14	Green/White	31	Green/Black/Orange	48	Orange/Red/Blue
15	Blue/White	32	Orange/Black/Green	49	Blue/Red/Orange
16	Black/Red	33	Blue/White/Orange	50	Black/Orange/Red
17	White/Red	34	Black/White/Orange		



Multi-Conductor, Unshielded

UL 2464, NEC Type CM (UL) c(UL), CSA CMG

Product Construction:

Conductor:

- 20 or 18 AWG fully annealed stranded, tinned copper per ASTM B-33

Insulation:

- Premium grade color coded PVC per UL 1007
- Color Code: See charts below

Jacket:

- PVC, gray
- Temperature Range: -20°C to +80°C

Applications:


- Public address systems
- Intercoms
- Internal telephones
- Remote control circuits
- Suitable for EIA RS-232 applications
- Suggested voltage rating: 300 volts

Compliances:

- NEC Article 800 Type CM (UL: 75°C)
- UL Style 2464 (UL: 80°C, 300V)
- CSA CMG (CSA: 60°C)
- Designed to Meet UL 70,000 BTU Vertical Tray Flame Test
- Passes CSA CMG Flame Test

Packaging:

- 1000' (305 m) Spools or Reels
- 500' (152 m) Spools or Reels
- Other put-ups available—consult Customer Service



CATALOG NUMBER	NO. OF COND.	AWG SIZE	COND. STRAND.	NOM. INSULATION THICKNESS		NOM. JACKET THICKNESS		NOMINAL O.D.		COLOR CODE	NOM. C-C CAP.* pF/ft
				INCHES	mm	INCHES	mm	INCHES	mm		
C6351†	2	20	7/28	0.016	0.41	0.025	0.64	0.192	4.88	Black/Red	26.0
C6352	3	20	7/28	0.016	0.41	0.032	0.81	0.216	5.50	1	26.0
C6353	4	20	7/28	0.016	0.41	0.032	0.81	0.235	5.97	1	26.0
C6355	5	20	7/28	0.016	0.41	0.032	0.81	0.254	6.46	1	26.0
C6356	7	20	7/28	0.016	0.41	0.032	0.81	0.275	6.99	1	26.0
C6357	9	20	7/28	0.016	0.41	0.032	0.81	0.317	8.05	1	26.0
C6360	12	20	7/28	0.016	0.41	0.032	0.81	0.354	9.00	2	26.0
C6358	15	20	7/28	0.016	0.41	0.032	0.81	0.392	9.96	2	26.0
C2830†	2	18	16/30	0.016	0.41	0.025	0.64	0.210	5.33	Black/Red	28.0
C2831	3	18	16/30	0.016	0.41	0.032	0.81	0.236	5.99	1	28.0
C2404	4	18	16/30	0.016	0.41	0.032	0.81	0.258	6.55	1	28.0
C2420	5	18	16/30	0.016	0.41	0.032	0.81	0.280	7.11	1	28.0
C2421	7	18	16/30	0.016	0.41	0.032	0.81	0.309	7.85	1	28.0
C2422	9	18	16/30	0.016	0.41	0.032	0.81	0.358	9.09	1	28.0
C2412	12	18	16/30	0.016	0.41	0.032	0.81	0.401	10.19	2	28.0
C2423	15	18	16/30	0.016	0.41	0.032	0.81	0.445	11.30	2	28.0
C2424	19	18	16/30	0.016	0.41	0.032	0.81	0.469	11.91	2	28.0
C2433	25	18	16/30	0.016	0.41	0.032	0.81	0.549	13.94	2	28.0

* Capacitance between conductors

† CM (UL) c(UL), CSA CMG Only

Color Code Chart 1 - For cables up to and including 9 conductors

NO. OF COND.	COLOR	NO. OF COND.	COLOR
1	Black	6	Blue
2	White	7	Orange
3	Red	8	Yellow
4	Green	9	Violet
5	Brown		


Color Code Chart 2 Per ICEA - For cables of 12 thru 25 conductors

NO. OF COND.	COLOR	NO. OF COND.	COLOR	NO. OF COND.	COLOR
1	Black	10	Orange/Black	19	Blue/Red
2	White	11	Blue/Black	20	Red/Green
3	Red	12	Black/White	21	Orange/Green
4	Green	13	Red/White	22	Black/White/Red
5	Orange	14	Green/White	23	White/Black/Red
6	Blue	15	Blue/White	24	Red/Black/White
7	White/Black	16	Black/Red	25	Green/Black/White
8	Red/Black	17	White/Red		
9	Green/Black	18	Orange/Red		



Multi-Conductor, Unshielded

UL 2464, UL 2587, NEC Type CL3 and CM (UL) c(UL), CSA CMG



Product Construction:

Conductor:

- 16 thru 12 AWG fully annealed stranded tinned copper per ASTM B-33

Insulation:

- Premium grade color coded PVC
- Color Code: See chart below

Jacket:

- PVC, gray
- Temperature Range: -20°C to +80°C

Applications:

- Public address systems
- Intercoms
- Internal telephones
- Remote control circuits
- Suitable for EIA RS-232 applications
- Suggested voltage rating: 300 volts

Compliances:

- NEC Article 725 Type CL3 (UL: 75°C)
- NEC Article 800 Type CM (UL: 75°C)
- UL Style 2464 (UL: 80°C, 300V)
- UL Style 2587 (UL: 90°C, 600V)
- CSA CMG (CSA: 60°C)
- Designed to Meet UL 70,000 BTU Vertical Tray Flame Test
- Passes CSA CMG Flame Test

Packaging:

- 1000' (305 m) Spools or Reels
- 500' (152 m) Spools or Reels
- Other put-ups available—consult Customer Service

CATALOG NUMBER	NO. OF COND.	AWG SIZE	COND. STRAND.	NOM. INSULATION THICKNESS		NOM. JACKET THICKNESS		NOMINAL O.D.		NOM. C-C CAP.* pF/ft
				INCHES	mm	INCHES	mm	INCHES	mm	

NEC TYPE CM, UL STYLE 2464 (300 volts)

C2405	2	16	19/.0117	0.021	0.53	0.032	0.81	0.268	6.81	28.0
C2406	3	16	19/.0117	0.021	0.53	0.032	0.81	0.283	7.19	28.0
C2425	4	16	19/.0117	0.021	0.53	0.032	0.81	0.306	7.77	28.0
C2434	5	16	19/.0117	0.021	0.53	0.032	0.81	0.334	8.48	28.0
C2426	7	16	19/.0117	0.021	0.53	0.032	0.81	0.364	9.25	28.0
C2443	8	16	19/.0117	0.021	0.53	0.032	0.81	0.395	10.03	28.0
C2435	9	16	19/.0117	0.021	0.53	0.032	0.81	0.425	10.80	28.0
C2427	12	16	19/.0117	0.021	0.53	0.032	0.81	0.479	12.17	28.0
C2428	15	16	19/.0117	0.021	0.53	0.032	0.81	0.530	13.46	28.0
C2429	19	16	19/.0117	0.021	0.53	0.032	0.81	0.564	14.33	28.0
C2436	25	16	19/.0117	0.021	0.53	0.032	0.81	0.657	16.69	28.0

NEC TYPE CL3, UL STYLE 2587 (600 volts)


C2409†	2	14	19/.0147	0.032	0.81	0.032	0.81	0.326	8.51	26.0
C2430	4	14	19/.0147	0.032	0.81	0.032	0.81	0.391	9.93	26.0
C2437	5	14	19/.0147	0.032	0.81	0.032	0.81	0.428	10.87	26.0
C2431	7	14	19/.0147	0.032	0.81	0.032	0.81	0.469	11.91	26.0
C2410	2	12	19/0.0185	0.032	0.81	0.032	0.81	0.370	9.40	28.0
C2440	4	12	19/0.0185	0.032	0.81	0.032	0.81	0.434	11.02	28.0

* Capacitance between conductors

† CL3, UL2587, CSA CMH Only

Color Code Chart Per ICEA

NO. OF COND.	COLOR	NO. OF COND.	COLOR	NO. OF COND.	COLOR
1	Black	10	Orange/Black	19	Blue/Red
2	White	11	Blue/Black	20	Red/Green
3	Red	12	Black/White	21	Orange/Green
4	Green	13	Red/White	22	Black/White/Red
5	Orange	14	Green/White	23	White/Black/Red
6	Blue	15	Blue/White	24	Red/Black/White
7	White/Black	16	Black/Red	25	Green/Black/White
8	Red/Black	17	White/Red		
9	Green/Black	18	Orange/Red		



Multi-Conductor, Unshielded

UL 2464, NEC Type CM (UL) c(UL), CSA CMG

Product Construction:

Conductor:

- 22 thru 18 fully annealed stranded tinned copper per ASTM B-33

Insulation:

- Premium grade color coded PVC (18 AWG), S-R PVC (22 AWG)
- Color Code: See chart below

Jacket:

- PVC, gray
- Temperature Range: -20°C to +80°C

Applications:

- TV antenna rotor control
- Satellite actuator control
- Public address systems
- Suggested voltage rating: 300 volts

Features:


- Tinned copper conductors provide excellent corrosion resistance
- Assists with soldering applications

Compliances:

- NEC Article 800 Type CM (UL: 75°C)
- UL Style 2464 (UL: 80°C, 300V)
- CSA CMG (CSA: 60°C)
- Designed to Meet UL 70,000 BTU Vertical Tray Flame Test
- Passes CSA CMG Flame Test

Packaging:

- 1000' (305 m) Spools or Reels
- 500' (152 m) Spools or Reels
- Other put-ups available—consult Customer Service



CATALOG NUMBER	NO. OF COND.	AWG SIZE	COND. STRAND.	NOM. INSULATION THICKNESS		NOM. JACKET THICKNESS		NOMINAL O.D.		NOM. C-C CAP.* pF/ft
				INCHES	mm	INCHES	mm	INCHES	mm	
C4081	6	4-22 2-18	7/30 16/30	0.010	0.25	0.032	0.81	0.244	6.20	25.5
				0.016	0.41					28.0
C4082	7	5-22 2-18	7/30 16/30	0.010	0.25	0.032	0.81	0.253	6.43	25.5
				0.016	0.41					28.0
C4083	8	6-22 2-18	7/30 16/30	0.010	0.25	0.032	0.81	0.263	6.69	25.5
				0.016	0.41					28.0
C4084	9	7-22 2-18	7/30 16/30	0.010	0.25	0.032	0.81	0.273	6.94	25.5
				0.016	0.41					28.0

*Capacitance between conductors


Color Code Chart

NO. OF COND.	COLOR
1 18 ga.	Black
2	White
1 22 ga.	Red
2	Green
3	Brown
4	Blue
5	Orange
6	Yellow
7	Violet



Power-Limited Tray Cable, Unshielded

NEC Type PLTC



Product Construction:

Conductor:

- 22 thru 12 AWG fully annealed stranded tinned copper per ASTM B-33

Insulation:

- Premium grade color coded PVC
- Color Code: See chart below

Jacket:

- PVC, gray
- Temperature Range: -20°C to +105°C

Applications:

- Cable tray installations
- Power limited circuits
- Intercom systems
- Business machines
- Cash registers
- Automatic valve control systems
- Irrigation systems
- Suggested voltage rating: 300 volts
- Burglar Alarms

Features:

- Sunlight resistant PVC jacket
- UL rated for cable tray use

Compliances:

- NEC Article 725 Power-Limited Tray Cable (UL: 105°C, 300V)
- Meets UL 70,000 BTU Vertical Tray Flame Test

Packaging:

- 1000' (305 m) Spools or Reels
- 500' (152 m) Spools or Reels
- Other put-ups available—consult Customer Service

CATALOG NUMBER	NO. OF COND.	AWG SIZE	COND. STRAND.	NOM. INSULATION THICKNESS		NOM. JACKET THICKNESS		NOMINAL O.D.		NOM. C-C CAP.* pF/ft
				INCHES	mm	INCHES	mm	INCHES	mm	
C0431	2	22	7/30	0.013	0.33	0.037	0.94	0.190	4.83	25.5
C0432	3	22	7/30	0.013	0.33	0.037	0.94	0.198	5.03	25.5
C0433	2	20	7/28	0.013	0.33	0.037	0.94	0.206	5.23	28.0
C0434	3	20	7/28	0.013	0.33	0.037	0.94	0.216	5.49	28.0
C0435	2	18	16/30	0.013	0.33	0.037	0.94	0.226	5.74	30.0
C0436	3	18	16/30	0.013	0.33	0.037	0.94	0.237	6.02	30.0
C0444	4	18	16/30	0.013	0.33	0.037	0.94	0.257	6.53	30.0
C0437	2	16	19/.0117	0.013	0.33	0.037	0.94	0.238	6.05	34.0
C0438	3	16	19/.0117	0.013	0.33	0.037	0.94	0.250	6.35	34.0
C0439	2	14	19/.0147	0.013	0.33	0.042	1.07	0.276	7.01	37.0
C0440	3	14	19/.0147	0.013	0.33	0.042	1.07	0.290	7.37	37.0
C0441	2	12	19/.0185	0.013	0.33	0.042	1.07	0.314	7.98	40.0

*Capacitance between conductors

Color Code Chart

NO. OF COND.	COLOR
1	Black
2	Red
3	White
4	Green



Multi-Conductor, Rubber, Unshielded

Product Construction:

Conductor:

- 20 AWG fully annealed stranded tinned copper per ASTM B-33

Insulation:

- Premium grade color coded rubber
- Color Code: See chart below

Jacket:

- Rubber, black
- Temperature Range: -20°C to +60°C

Applications:


- Energy management systems
- Control circuits
- Fire alarm control
- Broadcast and studio requirements
- Suggested voltage rating: 350 volts

Features:

- Excellent impact resistance
- High level of abrasion resistance
- High flexibility
- Excellent mechanical strength
- Excellent moisture resistance

Packaging:

- 1000' (305 m) Spools or Reels
- 500' (152 m) Spools or Reels
- Other put-ups available—consult Customer Service




CATALOG NUMBER	NO. OF COND.	AWG SIZE	COND. STRAND.	NOM. INSULATION THICKNESS		NOM. JACKET THICKNESS		NOMINAL O.D.	
				INCHES	mm	INCHES	mm	INCHES	mm
C3602	2	20	26/34	0.020	0.51	0.035	0.89	0.230	5.84
C3603	3	20	26/34	0.020	0.51	0.035	0.89	0.255	6.48
C3604	4	20	26/34	0.020	0.51	0.035	0.89	0.275	6.99
C3605	5	20	26/34	0.020	0.51	0.035	0.89	0.300	7.62
C3606	6	20	26/34	0.020	0.51	0.035	0.89	0.315	8.00
C3607	7	20	26/34	0.020	0.51	0.035	0.89	0.347	8.81
C3608	8	20	26/34	0.020	0.51	0.035	0.89	0.360	9.14
C3610	10	20	26/34	0.020	0.51	0.035	0.89	0.410	10.41

Color Code Chart

NO. OF COND.	COLOR
1	Black
2	White
3	Red
4	Green
5	Blue
6	Brown
7	Yellow
8	Orange
9	Gray
10	Violet

Multi-Conductor, Foil Shield

NEC Type CL2 and CM (UL) c(UL) CMH



CATALOG NUMBER	NO. OF COND.	AWG SIZE	COND. STRAND.	NOM. INSULATION THICKNESS		NOM. JACKET THICKNESS		NOMINAL O.D.		NOM. CAP.***	
				INCHES	mm	INCHES	mm	INCHES	mm	A	B
UL STYLE 2092, CM (UL) c(UL) CMH, 300V											
C2513	2	24	7/32	0.016	0.41	0.026	0.66	0.167	4.24	23.0	42.0
C2514	2	22	7/30	0.016	0.41	0.026	0.66	0.179	4.55	26.0	47.0
C2524	2	20	7/28	0.016	0.41	0.030	0.76	0.203	5.16	31.0	56.0
C2534	2	18	16/30	0.018	0.46	0.030	0.76	0.233	5.92	24.0	43.0

Color Code Chart #1

UL STYLE 2093, CM (UL) c(UL) CMH, 300V											
C2526	3	22	7/30	0.016	0.41	0.030	0.76	0.196	4.98	25.0	45.0
C2528	3	20	7/28	0.016	0.41	0.030	0.76	0.210	5.34	27.0	51.0
C2525	3	20	7/28	0.016	0.41	0.030	0.76	0.213	5.41	29.0	52.0
C2535	3	18	16/30	0.018	0.46	0.030	0.76	0.247	6.27	22.0	40.0

Color Code Chart #1

UL STYLE 2094, CM (UL) c(UL) CMH, 300V											
C2523	4	22	7/30	0.016	0.41	0.030	0.76	0.213	5.41	23.0	42.0
C2555	4	20	7/28	0.016	0.41	0.030	0.76	0.234	5.94	26.0	47.0

Color Code Chart #1

UL STYLE 2106, CSA, 600V											
C2536*	2	16	19/.0117	0.032	0.81	0.032	0.81	0.302	7.67	27.0	49.0
C2538**	2	14	19/.0147	0.032	0.81	0.032	0.81	0.335	8.51	31.0	56.0
C2539**	2	12	19/.0185	0.032	0.81	0.040	1.02	0.376	9.55	35.0	63.0

* CM (UL) c(UL)

**CL2

Color Code Chart #1

UL STYLE 2107, CM (UL) c(UL) CMH, 600V											
C2537	3	16	19/.0117	0.032	0.81	0.032	0.81	0.326	8.28	26.0	46.0

Color Code Chart #1

UL STYLE 2464, CL2/CM (UL) c(UL) CMH, 300V											
C2540	2	20	7/28	0.012	0.30	0.025	0.64	0.180	4.57	59.0	110.0

PVC Insulation, Color Code Chart #2

CM (UL) c(UL) CMH, 300V											
C2515	2	22	Solid	0.007	0.18	0.020	0.51	0.124	3.15	40.0	76.0
C2516	2	22	7/30	0.008	0.20	0.020	0.51	0.137	3.48	34.0	67.0
C2517	3	22	7/30	0.008	0.20	0.020	0.51	0.144	3.66	32.0	60.0

Polypropylene Insulation, Color Code Chart #2

***A - Capacitance between conductors

***B - Capacitance between one conductor and other conductors connected to shield

Color Code Chart 1

NO. OF COND.	COLOR
1	Black
2	Natural
3	Red
4	Green

Color Code Chart 2

NO. OF COND.	COLOR
1	Black
2	Red
3	Clear

Product Construction:

Conductor:

- 24 thru 12 AWG fully annealed solid or stranded tinned copper per ASTM B-33

Insulation:

- Premium grade color coded polyethylene
- Premium grade color coded polypropylene
- Color Code: See charts below

Shield:

- 100% Flexfoil® aluminum/polyester, 25% overlap, foil facing out
- Stranded tinned copper drain wire

Jacket:

- PVC, gray
- Temperature Range: -20°C to +75°C

Applications:

- Recording studios and sound stages
- Broadcast and sound systems
- Computers
- Industrial equipment control
- Suggested voltage rating: 300 or 600 volts

Features:

- Excellent electrical properties
- Superior shielding effectiveness
- 25% shield overlap provides excellent shielding efficiency
- Good flexibility

Compliances:

- UL Style 2092 (UL: 60°C, 300V)
- UL Style 2093 (UL: 60°C, 300V)
- UL Style 2094 (UL: 60°C, 300V)
- UL Style 2106 (UL: 60°C, 600V)
- UL Style 2107 (UL: 60°C, 600V)
- UL Style 2464 (UL: 80°C, 300V)
- NEC Article 725 Type CL2 (UL: 75°C)
- NEC Article 800 Type CM (UL: 75°C)
- Designed to Meet UL 70,000 BTU Vertical Tray Flame Test
- CSA CMH (CSA 60°C)
- Passes CSA CMH Flame Test

Packaging:

- 1000' (305 m) Spools or Reels
- 500' (152 m) Spools or Reels
- Other put-ups available - consult Customer Service



Multi-Conductor, Foil Shield

UL 2464, NEC Type CM (UL) c(UL), CSA CMG

Product Construction:

Conductor:

- 18 AWG fully annealed stranded tinned copper per ASTM B-33

Insulation:

- Premium grade color coded S-R PVC
- Color Code: See chart below

Shield:

- 100% Flexfoil® aluminum/polyester, 25% overlap, foil facing out
- Stranded tinned copper drain wire

Jacket:

- PVC, gray
- Temperature Range: -20°C to +80°C

Applications:


- Audio, broadcast, instrumentation and sound systems
- Suggested voltage rating: 300 volts

Compliances:

- NEC Article 800 Type CM (UL: 75°C)
- UL Style 2464 (UL: 80°C, 300V)
- CSA CMG (60°C)
- Designed to Meet UL 70,000 BTU Vertical Tray Flame Test
- Passes CSA CMG Flame Test

Packaging:

- 1000' (305 m) Spools or Reels
- 500' (152 m) Spools or Reels
- Other put-ups available—consult Customer Service



CATALOG NUMBER	NO. OF COND.	AWG SIZE	COND. STRAND.	NOM. INSULATION THICKNESS		NOM. JACKET THICKNESS		NOMINAL O.D.		NOM. CAP.* pF/ft	
				INCHES	mm	INCHES	mm	INCHES	mm	A	B
C2543	4	18	19/30	0.010	0.25	0.032	0.81	0.238	6.05	50	90

*A - Capacitance between conductors

*B - Capacitance between one conductor and other conductors connected to shield

Color Code Chart

NO. OF COND.	COLOR
1	Black
2	Red
3	White
4	Green




CMG Certified
Canadian Standard Association



Multi-Conductor, Foil Shield

UL 2092, NEC Type CM (UL) c(UL) CMH



CATALOG NUMBER	NO. OF COND.	AWG SIZE	COND. STRAND.	NOM. INSULATION THICKNESS		NOM. JACKET THICKNESS		NOMINAL O.D.		NOM. CAP.* pF/ft	
				INCHES	mm	INCHES	mm	INCHES	mm	A	B
UL STYLE 2092, CM (UL) c(UL) CMH, 300V											
C2518	2	22	7/30	0.016	0.41	0.026	0.66	0.181	4.60	20.0	36.0
C2519	2	20	7/28	0.016	0.41	0.028	0.71	0.201	5.11	22.0	40.0
C2521	2	18	16/30	0.018	0.46	0.028	0.71	0.229	5.82	24.0	44.0

Polyethylene Insulation, Color Code Chart #1

CM (UL) c(UL) CMH, 300V											
C2520	2	22	7/30	0.008	0.20	0.020	0.51	0.137	3.48	25.0	45.0

Polypropylene Insulation, Color Code Chart #2

*A - Capacitance between conductors

*B - Capacitance between one conductor and other conductors connected to shield

Color Code Chart 1

NO. OF COND.	COLOR
1	Black
2	Natural

Color Code Chart 2

NO. OF COND.	COLOR
1	Black
2	Red

Product Construction:

Conductor:

- 22 thru 18 AWG fully annealed stranded tinned copper per ASTM B-33

Insulation:

- Premium grade color coded polypropylene or polyethylene
- Color Code: See charts below

Shield:

- 100% aluminum/polyester foil "bonded" to jacket, foil facing in
- Stranded tinned copper drain wire

Jacket:

- PVC, gray
- Temperature Range: -20°C to +80°C

Applications:

- 100% shielded cable where RF shielding is required
- Control circuits
- Data and signal transmission
- Computer interconnections
- Suggested voltage rating: 300 volts

Features:

- The jacket and shield are "bonded" for ease of removal on automatic stripping equipment

Compliances:

- NEC Article 800 Type CM (UL: 75°C)
- UL Style 2092 (UL: 60°C, 300V)
- Designed to Meet UL 70,000 BTU Vertical Tray Flame Test
- CSA CMH (CSA 60°C)
- Passes CSA CMH Flame Test

Packaging:

- 1000' (305 m) Spools or Reels
- 500' (152 m) Spools or Reels
- Other put-ups available—consult Customer Service



Power-Limited Tray Cable, Foil Shield

NEC Type PLTC

Product Construction:

Conductor:

- 22 thru 12 AWG fully annealed stranded tinned copper per ASTM B-33

Insulation:

- Premium grade color coded PVC
- Color Code: See chart below

Shield:

- 100% Flexfoil® aluminum/polyester, 25% overlap foil facing out
- Stranded tinned copper drain wire

Jacket:

- PVC, gray
- Temperature Range: -20°C to +105°C

Applications:

- Cable tray installations
- Power limited circuits
- Intercom systems
- Business machines
- Cash registers
- Industrial control systems
- Petrochemical refineries
- Suggested voltage rating: 300 volts
- Burglar Alarms

Features:


- Sunlight resistant PVC jacket
- Good weather resistance
- UL tray cable rated

Compliances:

- NEC Article 725 Power-Limited Tray Cable (UL: 105°C, 300V)
- Designed to Meet UL 70,000 BTU Vertical Tray Flame Test

Packaging:

- 1000' (305 m) Spools or Reels
- 500' (152 m) Spools or Reels
- Other put-ups available—consult Customer Service



CATALOG NUMBER	NO. OF COND.	AWG SIZE	COND. STRAND.	NOM. INSULATION THICKNESS		NOM. JACKET THICKNESS		NOMINAL O.D.		NOM. CAP.* pF/ft	
				INCHES	mm	INCHES	mm	INCHES	mm	A	B
C0450	2	22	7/30	0.013	0.33	0.037	0.94	0.191	4.85	40.5	72.5
C0451	3	22	7/30	0.013	0.33	0.037	0.94	0.199	5.05	38.0	68.0
C0452	2	20	7/28	0.013	0.33	0.037	0.94	0.207	5.26	45.5	81.5
C0453	3	20	7/28	0.013	0.33	0.037	0.94	0.217	5.51	43.0	77.0
C0454	2	18	16/30	0.013	0.33	0.037	0.94	0.227	5.77	50.0	90.0
C0455	3	18	16/30	0.013	0.33	0.037	0.94	0.238	6.04	47.0	84.5
C0456	2	16	19/.0117	0.013	0.33	0.037	0.94	0.243	6.17	58.5	105.0
C0457	3	16	19/.0117	0.013	0.33	0.037	0.94	0.255	6.48	51.5	93.0
C0458	2	14	19/.0147	0.013	0.33	0.042	1.07	0.288	7.32	66.0	118.5
C0459	3	14	19/.0147	0.013	0.33	0.042	1.07	0.298	7.57	57.0	103.0
C0460	2	12	19/.0185	0.013	0.33	0.042	1.07	0.315	8.00	74.0	135.5

*A - Capacitance between conductors

*B - Capacitance between one conductor and other conductors connected to shield


Color Code Chart

NO. OF COND.	COLOR
1	Black
2	Red
3	White



Multi-Conductor, Spiral Shield

UL 2095, NEC Type CL2 and CM (UL) c(UL), CSA CMG



CATALOG NUMBER	NO. OF COND.	AWG SIZE	COND. STRAND.	NOM. INSULATION THICKNESS		NOM. JACKET THICKNESS		NOMINAL O.D.		NOM. CAP.* pF/ft	
				INCHES	mm	INCHES	mm	INCHES	mm	A	B

UL STYLE 2095, CM (UL) c(UL), CSA CMG, 300V

C2882	2	22	7/30	0.015	0.38	0.032	0.81	0.197	5.00	40.0	70.0
C2888	2	20	7/28	0.016	0.41	0.032	0.81	0.215	5.46	47.0	79.0

Color Code Chart #1

CL2/CM (UL) c(UL), CSA CMG, 300V

C1335	3	22	7/30	0.015	0.38	0.032	0.81	0.206	5.23	37.0	66.0
C1337	4	22	7/30	0.015	0.38	0.032	0.81	0.222	5.64	35.0	62.0
C1341	6	22	7/30	0.015	0.38	0.032	0.81	0.257	6.53	34.0	60.0
C2768	3	18	16/30	0.016	0.41	0.032	0.81	0.256	6.50	43.0	78.0

Color Code Chart #1

CM (UL) c(UL), CSA CMG, 300V

C2892	2	18	16/30	0.016	0.41	0.032	0.81	0.243	6.17	53.0	92.0
C2895	2	16	19/.0117	0.016	0.41	0.032	0.81	0.265	6.75	57.0	98.0

Color Code Chart #2

*A - Capacitance between conductors

*B - Capacitance between one conductor and other conductors connected to shield

Color Code Chart 1

NO. OF COND.	COLOR
1	Black
2	Red
3	White
4	Green
5	Yellow
6	Blue

Color Code Chart 2

CATALOG NUMBER	CONDUCTOR	COLOR
C2892	1	White
	2	Red
C2895	1	White
	2	Black

Product Construction:

Conductor:

- 22 thru 16 AWG fully annealed stranded tinned copper per ASTM B-33

Insulation:

- Premium grade color coded PVC
- Color Code: See charts below

Shield:

- 85% spiral tinned copper

Jacket:

- PVC, gray
- Temperature Range: -20°C to +80°C

Applications:

- Electronic circuits where RF shielding is required
- Radio transmitters
- Sound systems
- Recording studios
- Suggested voltage rating: 300 volts

Features:

- Spiral shield allows ease of "pigtail soldering"
- Maximum flexibility

Compliances:

- NEC Article 800 Type CM (UL: 75°C)
- UL Style 2095 (UL: 80°C, 300V)
- CSA CMG (CSA: 60°C)
- Designed to Meet UL 70,000 BTU Vertical Tray Flame Test
- Passes CSA CMG Flame Test

Packaging:

- 1000' (305 m) Spools or Reels
- 500' (152 m) Spools or Reels
- Other put-ups available—consult Customer Service



CMG Certified Canadian Standard Association



Multi-Conductor, Braid Shield

UL 2095, NEC Type CM (UL) c(UL), CSA CMG

Product Construction:

Conductor:

- 22 AWG fully annealed solid or stranded tinned copper per ASTM B-33

Insulation:

- Premium grade color coded PVC
- Color Code: See chart below

Shield:

- 88% tinned copper braid
- Stranded or solid tinned copper drain wire

Jacket:

- PVC, black
- Temperature Range: -20°C to +80°C

Applications:

- Electronic circuits where RF shielding is required
- Radio transmitters
- Sound systems
- Recording studios
- Good flexibility
- Excellent shielding for noise reduction
- Suggested voltage rating: 300 volts

Compliances:

- NEC Article 800 Type CM (UL: 75°C)
- UL Style 2095 (UL: 80°C, 300V)
- Designed to Meet UL 70,000 BTU Vertical Tray Flame Test
- CSA CMG (CSA: 60°C)
- Passes CSA CMG Flame Test

Packaging:

- 1000' (305 m) Spools
- 500' (152 m) Spools
- Other put-ups available—consult Customer Service



CATALOG NUMBER	NO. OF COND.	AWG SIZE	COND. STRAND.	NOM. INSULATION THICKNESS		NOM. JACKET THICKNESS		NOMINAL O.D.		NOM. CAP.* pF/ft	
				INCHES	mm	INCHES	mm	INCHES	mm	A	B
C2676	2	22	Solid	0.015	0.38	0.032	0.81	0.209	5.31	48.0	85.0
C2677	2	22	7/30	0.015	0.38	0.032	0.81	0.211	5.36	49.0	86.0

*A - Capacitance between conductors

*B - Capacitance between one conductor and other conductors connected to shield

Color Code Chart

NO. OF COND.	COLOR
1	Black
2	Red




CMG Certified Canadian Standard Association



Multi-Conductor, Braid Shield

UL 2095, NEC Type CM (UL) c(UL), CSA CMG



CATALOG NUMBER	NO. OF COND.	AWG SIZE	COND. STRAND.	NOM. INSULATION THICKNESS		NOM. JACKET THICKNESS		NOMINAL O.D.		NOM. CAP.* pF/ft	
				INCHES	mm	INCHES	mm	INCHES	mm	A	B
C2679	2	22	7/30	0.015	0.38	0.032	0.81	0.212	5.38	41.0	73.0
C2678	3	22	7/30	0.015	0.38	0.032	0.81	0.221	5.61	37.0	67.0
C2680	4	22	7/30	0.015	0.38	0.032	0.81	0.237	6.02	37.0	67.0
C2681	2	20	7/28	0.016	0.41	0.032	0.81	0.230	5.84	42.0	76.0
C1332	3	20	7/28	0.016	0.41	0.032	0.81	0.240	6.10	42.0	76.0
C2683	4	20	7/28	0.016	0.41	0.032	0.81	0.259	6.58	39.0	70.0
C2686	2	18	16/30	0.016	0.41	0.032	0.81	0.252	6.40	47.0	85.0
C2687	3	18	16/30	0.016	0.41	0.032	0.81	0.264	6.71	43.0	78.0
C2688	4	18	16/30	0.016	0.41	0.032	0.81	0.286	7.26	43.0	78.0

*A - Capacitance between conductors

*B - Capacitance between one conductor and other conductors connected to shield

Color Code Chart

NO. OF COND.	COLOR
1	Black
2	Red
3	White
4	Green

Product Construction:

Conductor:

- 22 thru 18 AWG fully annealed stranded tinned copper per ASTM B-33

Insulation:

- Premium grade color coded PVC
- Color Code: See chart below

Shield:

- 75% tinned copper braid

Jacket:

- PVC, gray
- Temperature Range: -20°C to +80°C

Applications:

- Electronic circuits where RF shielding is required
- Radio transmitters
- Sound systems
- Recording studios
- Provides good flexibility
- Excellent shielding for noise reduction
- Suggested voltage rating: 300 volts

Compliances:

- NEC Article 800 Type CM (UL: 75°C)
- UL Style 2095 (UL: 80°C, 300V)
- Designed to Meet UL 70,000 BTU Vertical Tray Flame Test
- CSA CMG (CSA: 60°C)
- Passes CSA CMG Flame Test

Packaging:

- 1000' (305 m) Spools
- 500' (152 m) Spools
- Other put-ups available—consult Customer Service



CMG Certified Canadian Standard Association



Multi-Conductor, Braid Shield

MIL-W-16878 Type B

Product Construction:

Conductor:

- 28 AWG fully annealed stranded tinned copper per ASTM B-33

Insulation:

- Premium grade color coded S-R PVC per MIL-W-16878 Type B
- Color Code: See chart below

Shield:

- 90% tinned copper braid

Jacket:

- PVC, gray
- Temperature Range: -50°C to +105°C

Applications:

- Electronic circuits where RF shielding is required
- Remote control for studio equipment
- Sound systems
- Provides good flexibility
- Excellent shielding for noise reduction
- Suggested voltage rating: 600 volts
- Non OPL

Packaging:

- 1000' (305 m) Spools or Reels
- 500' (152 m) Spools or Reels
- Other put-ups available—consult Customer Service



CATALOG NUMBER	NO. OF COND.	AWG SIZE	COND. STRAND.	NOM. INSULATION THICKNESS		NOM. JACKET THICKNESS		NOMINAL O.D.		NOM. CAP.* pF/ft	
				INCHES	mm	INCHES	mm	INCHES	mm	A	B
C6500	2	28	7/36	0.011	0.28	0.016	0.41	0.130	3.30	30.0	54.0
C6501	3	28	7/36	0.011	0.28	0.016	0.41	0.135	3.43	30.0	54.0
C6502	4	28	7/36	0.011	0.28	0.016	0.41	0.145	3.68	30.0	54.0
C6503	6	28	7/36	0.011	0.28	0.019	0.48	0.172	4.37	30.0	54.0
C6504	8	28	7/36	0.011	0.28	0.021	0.53	0.187	4.75	22.0	40.0
C6505	10	28	7/36	0.011	0.28	0.021	0.53	0.212	5.38	22.0	40.0
C6506	12	28	7/36	0.011	0.28	0.021	0.53	0.217	5.51	22.0	40.0
C6507	15	28	7/36	0.011	0.28	0.021	0.53	0.237	6.02	22.0	40.0
C6508	20	28	7/36	0.011	0.28	0.021	0.53	0.289	7.34	22.0	40.0

*A - Capacitance between conductors

*B - Capacitance between one conductor and other conductors connected to shield

Color Code Chart

NO. OF COND.	COLOR	NO. OF COND.	COLOR	NO. OF COND.	COLOR
1	Black	8	Red/Black	15	Blue/White
2	White	9	Green/Black	16	Black/Red
3	Red	10	Orange/Black	17	White/Red
4	Green	11	Blue/Black	18	Orange/Red
5	Orange	12	Black/White	19	Blue/Red
6	Blue	13	Red/White	20	Red/Green
7	White/Black	14	Green/White		

Multi-Conductor, Braid Shield

UL 2092, 2093, 2094



Product Construction:

Conductor:

- 20 AWG fully annealed stranded tinned copper per ASTM B-33

Insulation:

- Premium grade color coded polyethylene
- Color Code: See chart below

Shield:

- 80% tinned copper braid

Jacket:

- PVC, gray
- Temperature Range: -20°C to +80°C

Applications:

- Electronic circuits where RF shielding is required
- Video interconnect
- Broadcast and Studio
- Sound systems
- Suggested voltage rating: 300 volts

Features:

- Low capacitance
- Lightweight
- Excellent shielding for noise reduction

Compliances:

- UL Style 2092 (UL: 80°C, 300V)
- UL Style 2093 (UL: 80°C, 300V)
- UL Style 2094 (UL: 80°C, 300V)
- Designed to Meet UL VW-1 Vertical Wire Flame Test

Packaging:

- 1000' (305 m) Spools or Reels
- 500' (152 m) Spools or Reels
- Other put-ups available—consult Customer Service

CATALOG NUMBER	NO. OF COND.	AWG SIZE	COND. STRAND.	NOM. INSULATION THICKNESS		NOM. JACKET THICKNESS		NOMINAL O.D.		NOM. CAP.* pF/ft	
				INCHES	mm	INCHES	mm	INCHES	mm	A	B
C1642	2	20	26/34	0.015	0.38	0.029	0.74	0.226	5.74	24.0	44.0
C1643	3	20	26/34	0.015	0.38	0.029	0.74	0.236	5.99	22.0	40.0
C1644	4	20	26/34	0.015	0.38	0.029	0.74	0.255	6.48	22.0	40.0
C1645	5	20	26/34	0.015	0.38	0.029	0.74	0.274	6.96	22.0	40.0
C1646	6	20	26/34	0.015	0.38	0.029	0.74	0.294	7.48	21.0	37.0

*A - Capacitance between conductors

*B - Capacitance between one conductor and other conductors connected to shield

Color Code Chart

NO. OF COND.	COLOR
1	Black
2	White
3	Red
4	Green
5	Yellow
6	Blue

UL Style Chart

STYLE	CATALOG NUMBER
2092	C1642
2093	C1643
2094	C1644
2094	C1645
2094	C1646



Multi-Conductor, Foil/Braid Shield

UL 2094, NEC Type CL2

Product Construction:

Conductor:

- 20 AWG fully annealed stranded tinned copper per ASTM B-33

Insulation:

- Premium grade color coded polyethylene
- Color Code: See chart below

Shield:

- 100% Flexfoil® aluminum/polyester, 25% overlap, foil facing out
- 80% tinned copper braid

Jacket:

- PVC, gray
- Temperature Range: -20°C to +60°C

Applications:

- Electronic circuits where RF shielding is required
- Video interconnect
- Broadcast and Studio
- Sound systems
- Suggested voltage rating: 300 volts

Features:


- Low capacitance
- Lightweight
- Excellent shielding for noise reduction

Compliances:

- NEC Article 725 Type CL2 (UL: 75°C)
- UL Style 2094 (UL: 60°C, 300V)
- Designed to Meet UL 70,000 BTU Vertical Tray Flame Test

Packaging:

- 1000' (305 m) Spools
- 500' (152 m) Spools
- Other put-ups available—consult Customer Service



CATALOG NUMBER	NO. OF COND.	AWG SIZE	COND. STRAND.	NOM. INSULATION THICKNESS		NOM. JACKET THICKNESS		NOMINAL O.D.		NOM. CAP.* pF/ft	
				INCHES	mm	INCHES	mm	INCHES	mm	A	B
C1648	8	20	26/34	0.015	0.38	0.029	0.74	0.316	8.03	21.0	37.0

*A - Capacitance between conductors

*B - Capacitance between one conductor and other conductors connected to shield

Color Code Chart

NO. OF COND.	COLOR	NO. OF COND.	COLOR
1	Black	5	Yellow
2	White	6	Blue
3	Red	7	Brown
4	Green	8	Orange



Multi-Conductor, Rubber, Braid Shield



Product Construction:

Conductor:

- 20 AWG fully annealed stranded tinned copper per ASTM B-33

Insulation:

- Premium grade color coded rubber
- Color Code: See chart below

Shield:

- 80% tinned copper braid

Jacket:

- Rubber, black
- Temperature Range: -20°C to +60°C

Applications:

- Control circuits
- Broadcast and studio applications
- Audio interconnects
- Suggested voltage rating: 300 volts

Features:

- Impact and abrasion resistant
- Stranded conductors for superior flexibility

Packaging:

- 1000' (305 m) Spools or Reels
- 500' (152 m) Spools or Reels
- Other put-ups available—consult Customer Service

CATALOG NUMBER	NO. OF COND.	AWG SIZE	COND. STRAND.	NOM. INSULATION THICKNESS		NOM. JACKET THICKNESS		NOMINAL O.D.	
				INCHES	mm	INCHES	mm	INCHES	mm
C1302	2	20	26/34	0.020	0.51	0.035	0.89	0.270	6.86
C1304	3	20	26/34	0.020	0.51	0.035	0.89	0.285	7.24
C1305	4	20	26/34	0.020	0.51	0.035	0.89	0.305	7.75
C1308	5	20	26/34	0.020	0.51	0.035	0.89	0.330	8.38
C1310	6	20	26/34	0.020	0.51	0.035	0.89	0.345	8.76
C1312	7	20	26/34	0.020	0.51	0.035	0.89	0.360	9.14
C1313	8	20	26/34	0.020	0.51	0.035	0.89	0.385	9.78

Color Code Chart

NO. OF COND.	COLOR	NO. OF COND.	COLOR
1	Black	5	Blue
2	White	6	Brown
3	Red	7	Yellow
4	Green	8	Orange

Multi-Conductor, Carolprene[®], Braid Shield

Product Construction:

Conductor:

- 18 thru 14 AWG fully annealed stranded tinned copper per ASTM B-33

Insulation:

- Premium grade color coded rubber
- Color Code: See chart below

Shield:

- 80% tinned copper braid

Jacket:

- Carolprene[®], black
- Temperature Range: -20°C to +60°C

Applications:

- Control circuits
- Broadcast and studio applications
- Audio interconnects
- Suggested voltage rating: 300 volts

Features:

- Impact and abrasion resistant
- Stranded conductors for superior flexibility
- Designed to Meet UL VW-1 Vertical Wire Flame Test

Packaging:

- 1000' (305 m) Spools or Reels
- 500' (152 m) Spools or Reels
- Other put-ups available—consult Customer Service



CATALOG NUMBER	NO. OF COND.	AWG SIZE	COND. STRAND.	NOM. INSULATION THICKNESS		NOM. JACKET THICKNESS		NOMINAL O.D.	
				INCHES	mm	INCHES	mm	INCHES	mm
C1202	2	18	41/34	0.020	0.51	0.035	0.89	0.295	7.49
C1203	3	18	41/34	0.020	0.51	0.035	0.89	0.305	7.75
C1204	4	18	41/34	0.020	0.51	0.035	0.89	0.330	8.38
C1206	6	18	41/34	0.020	0.51	0.035	0.89	0.370	9.39
C1208	8	18	41/34	0.020	0.51	0.035	0.89	0.425	10.80
C1210	10	18	41/34	0.020	0.51	0.035	0.89	0.425	10.80
C1212	12	18	41/34	0.020	0.51	0.065	1.65	0.555	14.10
C1602	2	16	65/34	0.025	0.64	0.035	0.89	0.335	8.51
C1603	3	16	65/34	0.025	0.64	0.035	0.89	0.355	9.02
C1604	4	16	65/34	0.025	0.64	0.035	0.89	0.385	9.78
C1606	6	16	65/34	0.025	0.64	0.040	1.02	0.445	11.30
C1608	8	16	65/34	0.025	0.64	0.040	1.02	0.510	12.95
C1612	2	14	41/30	0.030	0.76	0.040	1.02	0.395	10.03
C1614	4	14	41/30	0.030	0.76	0.040	1.02	0.475	12.06

Color Code Chart

NO. OF COND.	COLOR	NO. OF COND.	COLOR
1	Black	7	Yellow
2	White	8	Orange
3	Red	9	Gray
4	Green	10	Violet
5	Blue	11	White/Black
6	Brown	12	White/Red