

## PCB terminal block - PLH 16/ 2-15 - 1770539

Please be informed that the data shown in this PDF Document is generated from our Online Catalog. Please find the complete data in the user's documentation. Our General Terms of Use for Downloads are valid (<http://download.phoenixcontact.com>)




PCB terminal block, Nominal current: 76 A, Nom. voltage: 1000 V, Pitch: 15 mm, Number of positions: 2, Connection method: Spring-cage conn., Mounting: Soldering, Conductor/PCB connection direction: 0 °, Color: green

### Product Features

- ✓ Fast connection technology thanks to the tool-free "one-hand tilting lever principle" or direct plug-in technology
- ✓ Color coding from position to position thanks to terminal blocks that can be mounted side by side and lever colors
- ✓ Conductor connection direction horizontal to the PCB
- ✓ Unlimited 600 V UL approval already available with 10 mm pitch with zigzag pinning
- ✓ Low actuation forces
- ✓ PLH 16 push-lock spring-cage PCB terminal block with lever operation for conductor cross sections up to 16 mm<sup>2</sup> and a current carrying capacity of up to 76 A



### Key commercial data

Packing unit	1 PCE
Catalog page	Page 391 (CC-2011)
GTIN	 4 046356 457736
Custom tariff number	85369010
Country of origin	GERMANY

### Technical data

#### Dimensions / positions

Pitch	15 mm
Dimension a	15 mm
Number of positions	2
Pin dimensions	1,2 x 1,2 mm
Pin spacing	15 mm

## PCB terminal block - PLH 16/ 2-15 - 1770539

### Technical data

#### Dimensions / positions

Hole diameter	1.6 mm
---------------	--------

#### Technical data

Range of articles	PLH 16/
Insulating material group	I
Rated surge voltage (III/3)	8 kV
Rated surge voltage (III/2)	8 kV
Rated surge voltage (II/2)	8 kV
Rated voltage (III/3)	1000 V
Rated voltage (III/2)	1000 V
Rated voltage (II/2)	1000 V
Nominal current $I_N$	76 A
Nominal cross section	16 mm <sup>2</sup>
Insulating material	PA
Inflammability class according to UL 94	V0
Stripping length	18 mm
Nominal voltage, UL/CUL Use Group B	600 V
Nominal current, UL/CUL Use Group B	66 A
Nominal voltage, UL/CUL Use Group C	600 V
Nominal current, UL/CUL Use Group C	66 A

#### Connection data

Conductor cross section solid min.	0.75 mm <sup>2</sup>
Conductor cross section solid max.	16 mm <sup>2</sup>
Conductor cross section stranded min.	0.75 mm <sup>2</sup>
Conductor cross section stranded max.	16 mm <sup>2</sup>
Conductor cross section stranded, with ferrule without plastic sleeve min.	0.75 mm <sup>2</sup>
Conductor cross section stranded, with ferrule without plastic sleeve max.	16 mm <sup>2</sup>
Conductor cross section stranded, with ferrule with plastic sleeve min.	0.75 mm <sup>2</sup>
Conductor cross section stranded, with ferrule with plastic sleeve max.	10 mm <sup>2</sup>
Conductor cross section AWG/kcmil min.	18
Conductor cross section AWG/kcmil max	4
2 conductors with same cross section, stranded, TWIN ferrules with plastic sleeve, min.	0.75 mm <sup>2</sup>
2 conductors with same cross section, stranded, TWIN ferrules with plastic sleeve, max.	4 mm <sup>2</sup>
Minimum AWG according to UL/CUL	18
Maximum AWG according to UL/CUL	4

# PCB terminal block - PLH 16/ 2-15 - 1770539

## Classifications

### ETIM

ETIM 3.0	EC001121
ETIM 4.0	EC002643
ETIM 5.0	EC002643

### UNSPSC

UNSPSC 11	39121432
UNSPSC 12.01	39121432
UNSPSC 13.2	39121432
UNSPSC 6.01	30211801
UNSPSC 7.0901	39121432

### eCl@ss

eCl@ss 4.0	27141109
eCl@ss 4.1	27141109
eCl@ss 5.0	27141190
eCl@ss 5.1	27141190
eCl@ss 6.0	27261101
eCl@ss 7.0	27440401

## Approvals

### Approvals

---

#### Approvals

UL Recognized / VDE Gutachten mit Fertigungsüberwachung / CCA / IECCEB Scheme / GOST

---

#### Ex Approvals

---


#### Approvals submitted


---

#### Approval details


# PCB terminal block - PLH 16/ 2-15 - 1770539


## Approvals

UL Recognized 		
	B	C
mm <sup>2</sup> /AWG/kcmil	18-4	18-4
Nominal current IN	66 A	66 A
Nominal voltage UN	600 V	600 V

VDE Gutachten mit Fertigungsüberwachung 	
mm <sup>2</sup> /AWG/kcmil	0.75-16
Nominal current IN	76 A
Nominal voltage UN	1000 V

CCA	
mm <sup>2</sup> /AWG/kcmil	0.75-16
Nominal current IN	76 A
Nominal voltage UN	1000 V

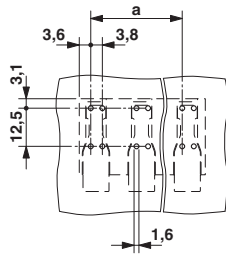
IECEE CB Scheme 	
mm <sup>2</sup> /AWG/kcmil	0.75-16
Nominal current IN	76 A
Nominal voltage UN	1000 V

GOST 	
--	--

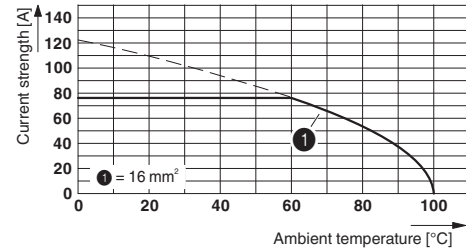
## Drawings

# PCB terminal block - PLH 16/ 2-15 - 1770539

Drilling diagram



Diagram



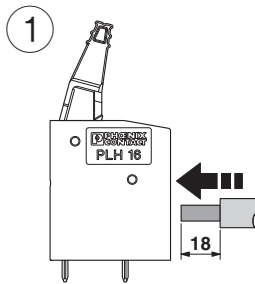
Type: PLH 16/...-15

Tested in accordance with DIN EN 60512-5-2:2003-01

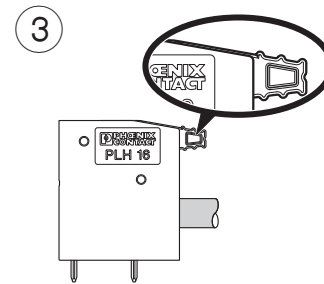
No. of positions: 5

Conductor cross section: 16 mm<sup>2</sup> (exclusively for solid conductors)

Functional drawing



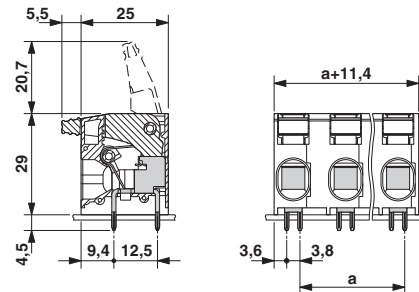
Functional drawing



Functional drawing



Dimensioned drawing



# PCB terminal block - PLH 16/ 2-15 - 1770539

Functional drawing

