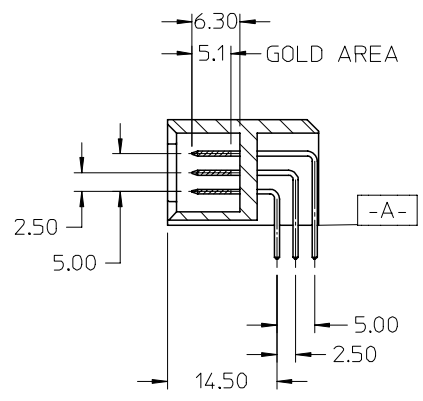
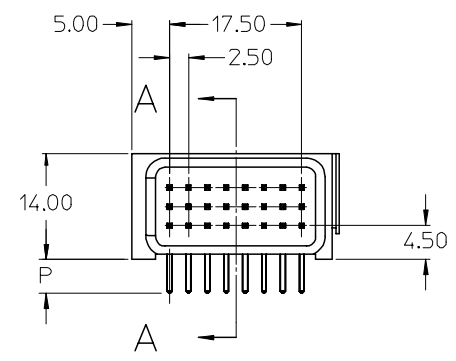
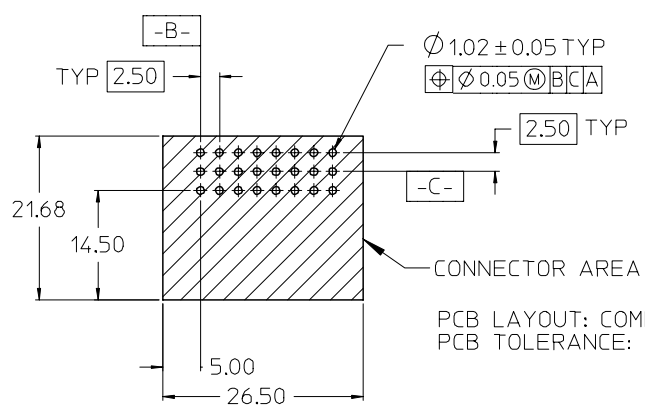


- NOTES:
- HOUSING MAT'L: LCP, GLASS FILLED, UL94V-0, BLACK.
CONTACT MAT'L: COPPER ALLOY
 - FINISH: SELECT GOLD: 30 MI MIN.
SELECT TIN: 150 MI MIN.
BOTH OVER NICKEL
 - PRODUCT SPECIFICATION: PS-45424-001
 - PACKAGING SPECIFICATION: PK-45485-001
 - THIS ASSEMBLY INTERLOCKS WITH ALL STANDARD MOLEX POWER DOCK MODULES.
 - DATUM -A- IS THE CONNECTOR MOUNTING SURFACE.
 - THE PRIMARY SHIPPING CARTON WILL BE LABELED "COMPLIANT TO RoHS DIRECTIVE 2000/95/EC AND ELV ANNEX II OF DIRECTIVE 2000/53/EC". CARTONS WITHOUT THIS LABEL MAY CONTAIN PRODUCT WITH TIN/LEAD PLATING.
 - PC TAILS MAY BE BLUNT CUT TO LENGTH.



SECTION A-A



PCB LAYOUT: COMPONENT SIDE
PCB TOLERANCE: ± 0.05

PCB THICKNESS	DIM P	MATERIAL NUMBER
.125 3.18	.177 4.50	45518-0001
.093 2.36	.143 3.60	45518-0002
.062 1.57	.115 2.92	45518-0003

STANDARDIZE EC NO: UCP2006-0797 DRWN: ADRA TNDL 2005/11/29 CHKD: KSAMEC 2005/11/29 APPR: APATEL 2005/11/30	DESCRIPTION	GENERAL TOLERANCES (UNLESS SPECIFIED)		SCALE 1:1	DESIGN UNITS METRIC	THIRD ANGLE PROJECTION	REVISE ON CAD ONLY	
			mm	INCH	DIMENSION STYLE MM ONLY		TITLE POWER DOCK MODULE SIGNAL 24 PIN RIGHT ANGLE SOLDER TAIL	
		4 PLACES	\pm ---	\pm ---	DRAWN BY SAMIEC	DATE 2003/03/14	MOLEX INCORPORATED	
		3 PLACES	\pm ---	\pm ---	CHECKED BY MARGULIS	DATE 2003/03/14		
		2 PLACES	± 0.25	\pm ---	APPROVED BY MARGULIS		DATE 2003/03/14	MATERIAL NO. SEE CHART
1 PLACE	± 0.38	\pm ---	DRAFT WHERE APPLICABLE MUST REMAIN WITHIN DIMENSIONS			SHEET NO. 1 OF 1		
		ANGULAR $\pm 1/2^\circ$		THIS DRAWING CONTAINS INFORMATION THAT IS PROPRIETARY TO MOLEX INCORPORATED AND SHOULD NOT BE USED WITHOUT WRITTEN PERMISSION				