

/auto2/new/v.c97-0102 customer/s.c-175974

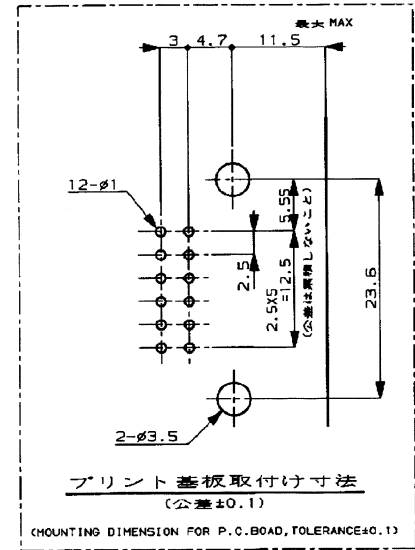
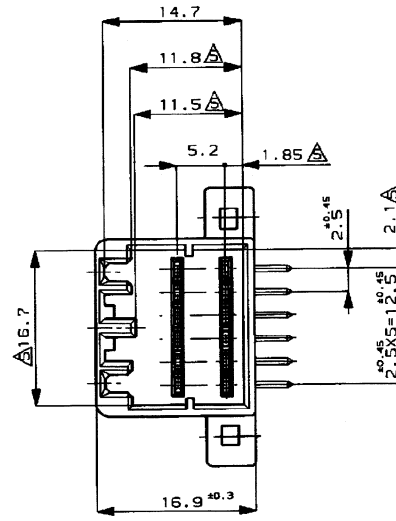

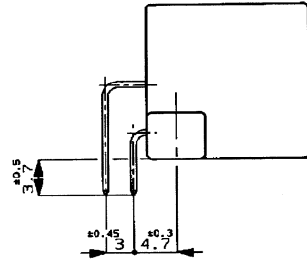
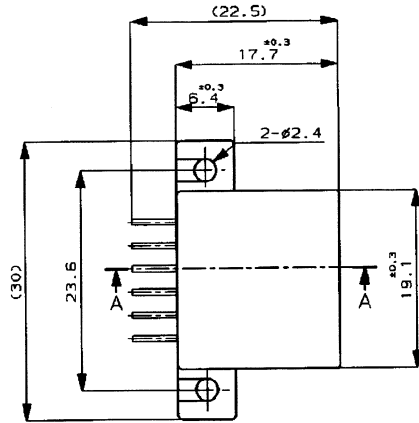
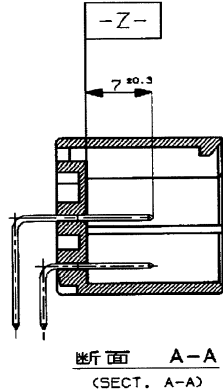
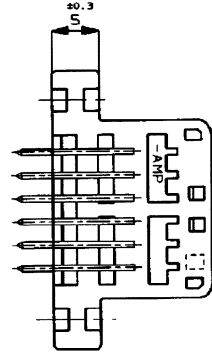
NUMBER C-175974



METRIC

DIMENSIONS IN MILLIMETERS. DO NOT SCALE PRINT

PRINT DIST



NOTES:

1. APPLICABLE P.C.B BOARD THICKNESS, 1.6mm
 2. RECOMMENDED MOUNTING SCREW 3mm DIA 6mm LENGTH (MIN)
TAPPING SCREW SPECIFIED IN JIS B1115, B1112 (TIGHTENING TORQUE, 4Kg-cm MAX)
 3. THE MATING PLUG HSG. PART NUMBER, 175965
 4. APPLICABLE PRODUCT SPEC NO.; 108-5281
- △ TO BE MEASURED WITHIN 2mm FROM -Z-
△ CIRCUIT NUMBER

注:

1. 通用プリント基板厚: 1.6mm
 2. 推奨取付ネジ: JIS B1115, B1122 タッピングネジ、ナベ2種呼び径3、長さ6mm以上(締付トルク: 4Kg-cm以下)
 3. 嵌合相手ハウジング: 175965
 4. 通用製品規格番号: 108-5281
- △ -Z- 面より2mmの範囲で測定
△ 回路番号; 下図参照のこと

SELECTIVE-TIN	PRE-TIN		BLACK	3-175974-2
	PRE-TIN x 9		GREEN	2-175974-4
TIN-LEAD	SELECTIVE GOLD x 3	1, 2, 8		
	PRE-TIN x 9		BLACK	2-175974-2
TIN-LEAD	SELECTIVE GOLD x 3	1, 2, 8		
	PRE-TIN	1~12	BLACK	1-175974-2
	PRE-TIN		BLACK	175974-2
SOLDERING SIDE 半田付け部	CONTACT SIDE 接点部	GOLD PLATED CIRCUIT NO 金めっき回路番号	COLOR 色	PART NUMBER 部品番号
CONTACT FINISH コンタクト仕上		6		

Copyright ©1991 AMP (Japan) LTD. ALL RIGHTS RESERVED.				Copyright ©1991 AMP (Japan) LTD. ALL RIGHTS RESERVED.		tyco Electronics AMP K.K. Kawasaki, Japan	
E	REVISION RECORD	DR	CHK	DATE	WIRE RANGE	INSULATION DIA	NAME
D	変更 (FJ00-1535-92)	DM	K.S	14/27/91	mm (AWG -)	mmφ	12極 キャップハウジングアッセンブリ (水平型) .040 シリーズ マルチロック I/O コネクタ MK-II
C	変更 (FJ00-0562-94)	SO	KO	5/15/91	MATERIAL	COLOR	12pos. CAP HOUSING ASS'Y .040 SERIES MULTI-LOCK I/O CONN. MK-II
B	変更 (FJ00-0713-93)	SS	KO	3/3/93	ハウジング: PBT	SEE TABLE	GENERAL TOLERANCE
A	変更 (J-13020)	R.Y	A.T	2/18/91	コンタクト: 実銅		SIZE LOC NUMBER
O	作成 (J-12178)	K.S	K.Y	1/22/89	DR. R. Sugita	DE. T. Yamada	B J C-175974
LTR	REVISION RECORD	DR	CHK	DATE	CHK. M. Matsuyama	APP. M. Noruchi	SCALE 2-1
							REVISION E
							SHEET H

AMP-J REV. 1991 022224

CUSTOMER DRAWING