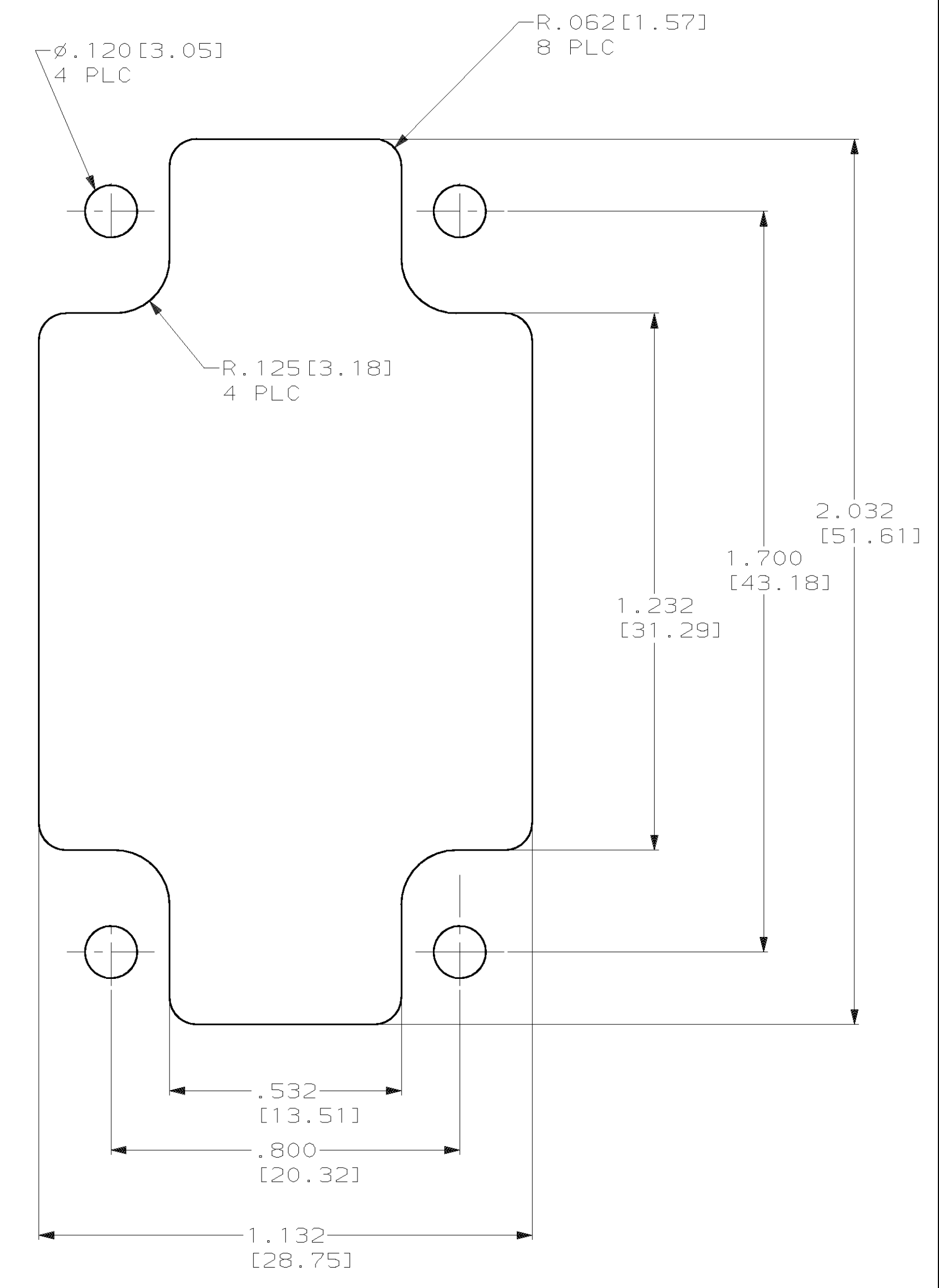
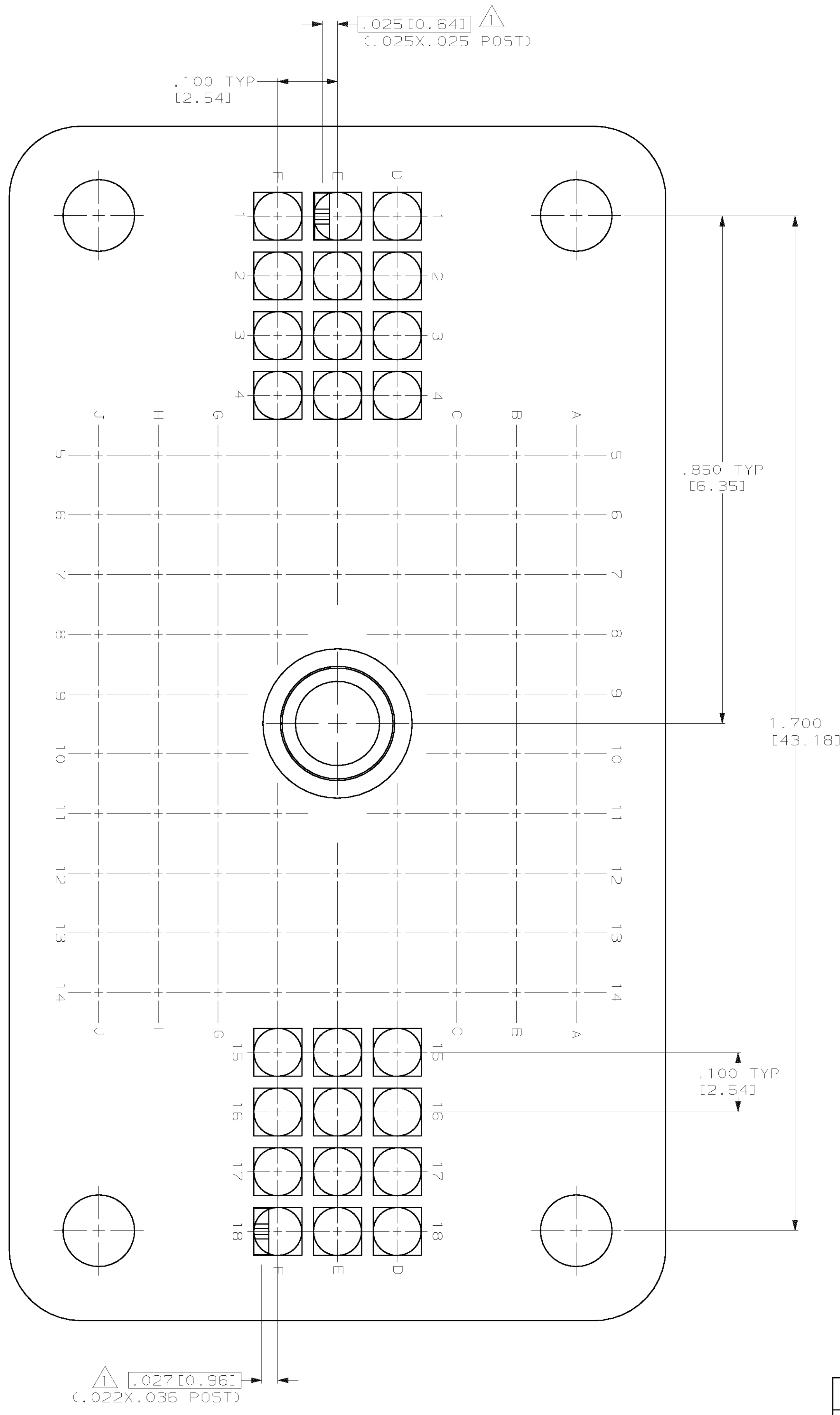
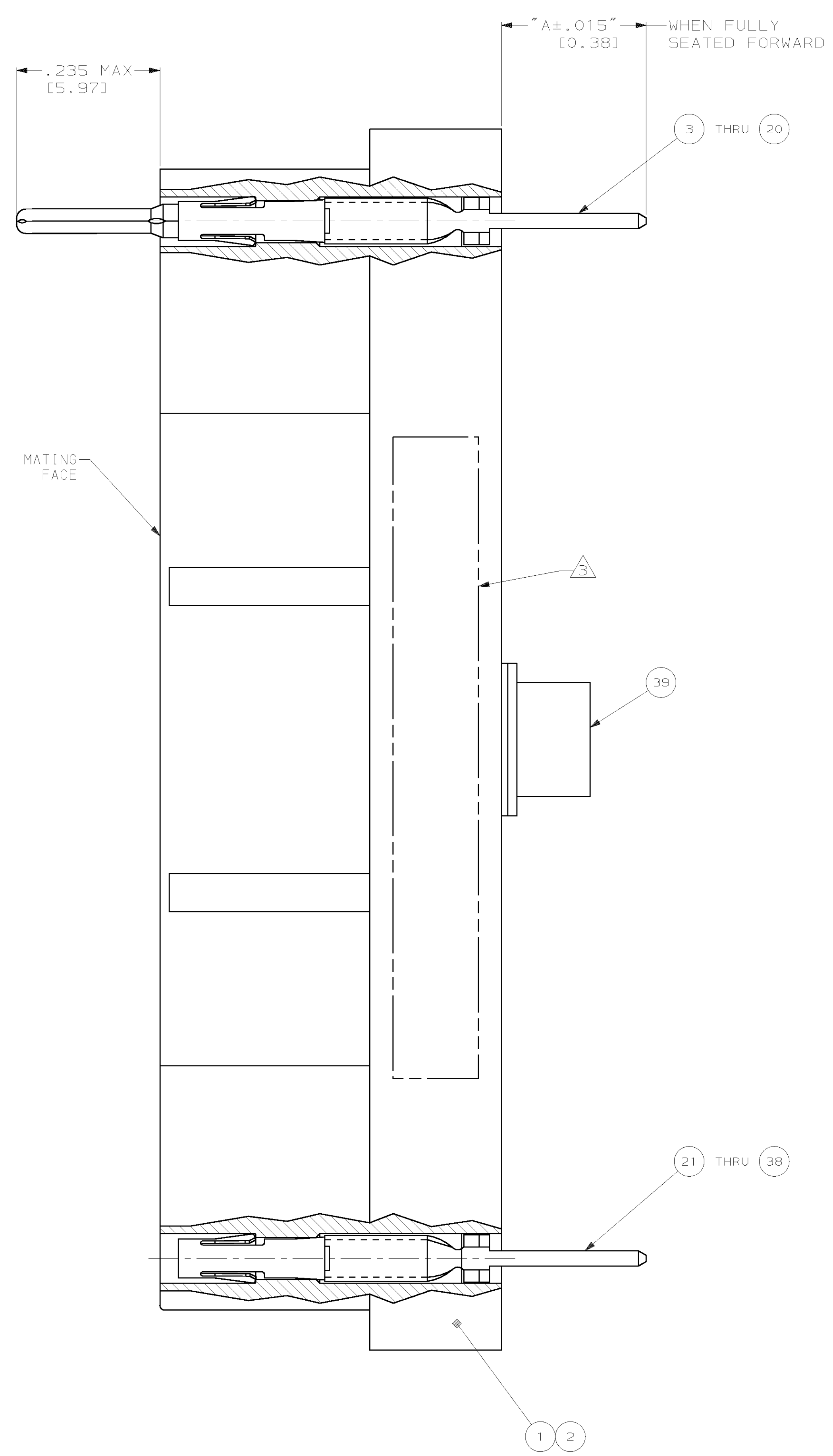


REV ISIONS		DATE	OWN	APPRO
DF	CO			
M	REV PER	OG3D-0276-01	7-02	CT JM

- 1. THE TIP OF THE CONTACT POSTS WILL FALL WITHIN .025 DIAMETER TRUE POSITION OF EACH OTHER.
- 2. PARTS TO BE ASSEMBLED BY AMP INC.
- 3. AMP, PART NUMBER AND DATE CODE MARKED ON EITHER SIDE.



SUGGESTED PANEL CUTOUT SCALE 4:1

"A"	NUMBER OF TERMINATIONS	TYPE OF POST
.520 [13.21]	3	.022X.036 POST
.370 [9.40]	2	
.220 [5.59]	1	.025X.025 POST
.670 [17.02]	3	
.456 [11.58]	2	
.242 [6.15]	1	

DIMENSIONS IN (mm) TOLERANCES UNLESS OTHERWISE SPECIFIED: .02X.025 ±.005(0.13) ANGLES FINISH		DWG: T. THOMPSON 09-08-95 CHK: D. MUMMEY 09-08-95 PROD: D. MUMMEY 09-08-95 PRODUCT SPEC: 106 POSITION, HDR, PLUG W/ JACKSCREW APPLICATION SPEC: A1 00779 HEIGHT: 8:1 CUSTOMER DRAWING	AMP Incorporated Harrisburg, PA 17105-3608 SCALE 8:1 SHEET 13 OF 13 REV M
---	--	---	---

LOC	DIST	REVISIONS			
DF	CO	BY	DATE	DATE	DATE
-	-	SEE SHT 1	-	-	-

1	1	1	1	1	1	1	1	1	1	1	1	1	1	1	1	1	A	203879-1	FEMALE	-	JACKSCREW ASSY KIT	39
-	-	-	-	-	106	-	-	-	-	-	-	-	-	106	-	-	C	1-205172-2	GOLD/NICKEL	3	SOCKET ASSY .025 X .025 POST	38
-	-	-	-	-	106	-	-	-	-	-	-	-	-	106	-	-	C	1-205172-1	GOLD/NICKEL	2	SOCKET ASSY .025 X .025 POST	37
-	-	-	-	-	106	-	-	-	-	-	-	-	-	106	-	-	C	1-205172-0	GOLD/NICKEL	1	SOCKET ASSY .025 X .025 POST	36
106	-	-	-	-	-	-	-	-	106	-	-	-	-	-	-	-	C	205172-9	SELECTIVE GOLD	3	SOCKET ASSY .025 X .025 POST	35
-	106	-	-	-	-	-	-	-	106	-	-	-	-	-	-	-	C	205172-8	SELECTIVE GOLD	2	SOCKET ASSY .025 X .025 POST	34
-	-	106	-	-	-	-	-	-	106	-	-	-	-	-	-	-	C	205172-7	SELECTIVE GOLD	1	SOCKET ASSY .025 X .025 POST	33
-	-	-	106	-	-	-	-	-	106	-	-	-	-	-	-	-	C	205172-3	TIN	3	SOCKET ASSY .025 X .025 POST	32
-	-	-	-	106	-	-	-	-	-	106	-	-	-	-	-	-	C	205172-2	TIN	2	SOCKET ASSY .025 X .025 POST	31
-	-	-	-	-	106	-	-	-	-	-	106	-	-	-	-	-	C	205172-1	TIN	1	SOCKET ASSY .025 X .025 POST	30
-	-	-	-	-	-	-	-	-	-	-	-	-	-	-	-	-	C	204292-9	SELECTIVE GOLD	3	SOCKET ASSY .022 X .036 POST	29
-	-	-	-	-	-	-	-	-	-	-	-	-	-	-	-	-	C	204292-8	SELECTIVE GOLD	2	SOCKET ASSY .022 X .036 POST	28
-	-	-	-	-	-	-	-	-	-	-	-	-	-	-	-	-	C	204292-7	SELECTIVE GOLD	1	SOCKET ASSY .022 X .036 POST	27
-	-	-	-	-	-	-	-	-	-	-	-	-	-	-	-	-	C	204292-6	NICKEL	3	SOCKET ASSY .022 X .036 POST	26
-	-	-	-	-	-	-	-	-	-	-	-	-	-	-	-	-	C	204292-5	NICKEL	2	SOCKET ASSY .022 X .036 POST	25
-	-	-	-	-	-	-	-	-	-	-	-	-	-	-	-	-	C	204292-4	NICKEL	1	SOCKET ASSY .022 X .036 POST	24
-	-	-	-	-	-	-	-	-	-	-	-	-	-	-	-	-	C	204292-3	GOLD/NICKEL	3	SOCKET ASSY .022 X .036 POST	23
-	-	-	-	-	-	-	-	-	-	-	-	-	-	-	-	-	C	204292-2	GOLD/NICKEL	2	SOCKET ASSY .022 X .036 POST	22
-	-	-	-	-	-	-	-	-	-	-	-	-	-	-	-	-	C	204292-1	GOLD/NICKEL	1	SOCKET ASSY .022 X .036 POST	21
-	-	-	-	-	-	-	-	-	-	-	-	-	-	-	-	-	C	204285-9	SELECTIVE GOLD	1	PIN ASSY .022 X .036 POST	20
-	-	-	-	-	-	-	-	-	-	-	-	-	-	-	-	-	C	204285-8	SELECTIVE GOLD	2	PIN ASSY .022 X .036 POST	19
-	-	-	-	-	-	-	-	-	-	-	-	-	-	-	-	-	C	204285-7	SELECTIVE GOLD	3	PIN ASSY .022 X .036 POST	18
-	-	-	-	-	-	-	-	-	-	-	-	-	-	-	-	-	C	204285-6	TIN	1	PIN ASSY .022 X .036 POST	17
-	-	-	-	-	-	-	-	-	-	-	-	-	-	-	-	-	C	204285-5	TIN	2	PIN ASSY .022 X .036 POST	16
-	-	-	-	-	-	-	-	-	-	-	-	-	-	-	-	-	C	204285-4	TIN	3	PIN ASSY .022 X .036 POST	15
-	-	-	-	-	-	-	-	-	-	-	-	-	-	-	-	-	C	204285-3	GOLD/NICKEL	1	PIN ASSY .022 X .036 POST	14
-	-	-	-	-	-	-	-	-	-	-	-	-	-	-	-	-	C	204285-2	GOLD/NICKEL	2	PIN ASSY .022 X .036 POST	13
-	-	-	-	-	-	-	-	-	-	-	-	-	-	-	-	-	C	204285-1	GOLD/NICKEL	3	PIN ASSY .022 X .036 POST	12
-	-	-	-	-	-	-	-	-	-	-	-	-	-	-	-	-	C	1-205171-2	GOLD/NICKEL	3	PIN ASSY .025 X .025 POST	11
-	-	-	-	-	-	-	-	-	-	-	-	-	-	-	-	-	C	1-205171-1	GOLD/NICKEL	2	PIN ASSY .025 X .025 POST	10
-	-	-	-	-	-	-	-	-	-	-	-	-	-	-	-	-	C	1-205171-0	GOLD/NICKEL	1	PIN ASSY .025 X .025 POST	9
-	-	-	-	-	-	-	-	-	-	-	-	-	-	-	-	-	C	205171-9	SELECTIVE GOLD	3	PIN ASSY .025 X .025 POST	8
-	-	-	-	-	-	-	-	-	-	-	-	-	-	-	-	-	C	205171-8	SELECTIVE GOLD	2	PIN ASSY .025 X .025 POST	7
-	-	-	-	-	-	-	-	-	-	-	-	-	-	-	-	-	C	205171-7	SELECTIVE GOLD	1	PIN ASSY .025 X .025 POST	6
-	-	-	-	-	-	-	-	-	-	-	-	-	-	-	-	-	C	205171-3	TIN	3	PIN ASSY .025 X .025 POST	5
-	-	-	-	-	-	-	-	-	-	-	-	-	-	-	-	-	C	205171-2	TIN	2	PIN ASSY .025 X .025 POST	4
-	-	-	-	-	-	-	-	-	-	-	-	-	-	-	-	-	C	205171-1	TIN	1	PIN ASSY .025 X .025 POST	3
1	1	1	1	1	1	1	1	1	1	1	1	1	1	1	1	1	D	204260-2	DIALYL PHTHALATE-BLUE	-	BLOCK	2
-	-	-	-	-	-	-	-	-	-	-	-	-	-	-	-	-	D	204260-1	PHENOLIC-BLACK	-	BLOCK	1

7-27-17-06-96-86-76-66-56-46-36-26-16-05-95-85-75-65-55	DWG SIZE	PART NO	REMARKS	TERMINATIONS	DESCRIPTION	ITEM NO	
OBS	OBS	OBS	OBS	OBS	OBS	OBS	
DIMENSIONS: IN (mm)		TOLERANCES UNLESS OTHERWISE SPECIFIED: Ø RLC ±.0005 RLC ±.0005 RLC ±.0005 RLC ±.0005 RLC ±.0005 ANGLES ±.0005 FINISH		DWG: T. THOMPSON 09-08-95 CHK: D. MUMMEY 09-08-95 PROD: D. MUMMEY 09-08-95 PRODUCT SPEC: 106 POSITION, HDR, PLUG W/ JACKSCREW APPLICATION SPEC: A1 00779 HEIGHT: C=204691 CUSTOMER DRAWING		AMP Incorporated Harrisburg, PA 17105-3608 SCALE: 8:1 SHEET: 3 OF 3 REV: M	