

Distributed I/O device - AXL E IOL AO1 I M12 R - 2700282

Please be informed that the data shown in this PDF Document is generated from our Online Catalog. Please find the complete data in the user's documentation. Our General Terms of Use for Downloads are valid (<http://phoenixcontact.com/download>)




Axioline E-IO-Link/analog converter for connecting an analog actuator, 4 mA ... 20 mA, M12 fast connection technology, angled version

Why buy this product

- Angled version
- 1 IO-Link interface
- 1 analog output
- Connection of the actuator in 3-wire technology
- Current range: 4 mA ... 20 mA
- IO-Link and actuator connections via M12 connectors
- FE connection for local connection to functional earth ground
- Supply of the module electronics and the actuator via the IO-Link interface of the IO-Link master
- Diagnostic indicator



Key Commercial Data

Packing unit	1 STK
GTIN	 4 046356 782609
GTIN	4046356782609

Technical data

Note

Utilization restriction	EMC: class A product, see manufacturer's declaration in the download area
-------------------------	---

Dimensions

Width	16.6 mm
Height	42 mm
Depth	66.5 mm

Ambient conditions

Distributed I/O device - AXL E IOL AO1 I M12 R - 2700282

Technical data

Ambient conditions

Ambient temperature (operation)	-25 °C ... 60 °C
Ambient temperature (storage/transport)	-25 °C ... 85 °C
Permissible humidity (operation)	5 % ... 95 %
Permissible humidity (storage/transport)	5 % ... 95 %
Air pressure (operation)	70 kPa ... 106 kPa (up to 3000 m above sea level)
Air pressure (storage/transport)	70 kPa ... 106 kPa (up to 3000 m above sea level)
Degree of protection	IP65/IP67

General

Net weight	34 g
Degree of pollution	2
Diagnostics messages	Short circuit Message in the diagnostic code (in the IB IL format)
	Configuration invalid Message in the diagnostic code (in the IB IL format)
	Module faulty Message in the diagnostic code (in the IB IL format)

Standards and Regulations

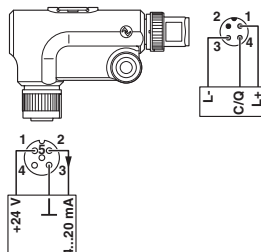
Mechanical tests	Vibration resistance in acc. with EN 60068-2-6/IEC 60068-2-6 Operation: 2g
	Vibration resistance in acc. with EN 60068-2-6/IEC 60068-2-6 Storage/ transport: 5g
	Shock in acc. with EN 60068-2-27/IEC 60068-2-27 Operation: 30g, 11 ms, three shocks in each space direction
	Shock in acc. with EN 60068-2-27/IEC 60068-2-27 Storage/ transport: 50g, 11 ms, three shocks in each space direction
	Continuous shock according to EN 60068-2-27/IEC 60068-2-27 10g, 16 ms, 1000 shocks, in all space directions
Protection class	III, IEC 61140, EN 61140, VDE 0140-1

Environmental Product Compliance

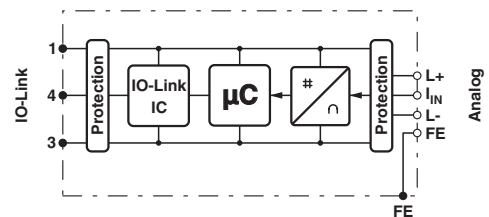
China RoHS	Environmentally Friendly Use Period = 50
	For details about hazardous substances go to tab "Downloads", Category "Manufacturer's declaration"

Drawings

Connection diagram

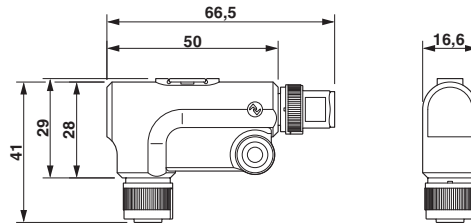


Block diagram



Distributed I/O device - AXL E IOL AO1 I M12 R - 2700282

Dimensional drawing



Approvals

Approvals

Approvals

UL Listed / cUL Listed / cULus Listed

Ex Approvals

Approval details

UL Listed		http://database.ul.com/cgi-bin/XYV/template/LISEXT/1FRAME/index.htm	FILE E 140324
-----------	--	---	---------------

cUL Listed		http://database.ul.com/cgi-bin/XYV/template/LISEXT/1FRAME/index.htm	FILE E 140324
------------	--	---	---------------

cULus Listed			
--------------	--	--	--

Phoenix Contact 2017 © - all rights reserved
<http://www.phoenixcontact.com>

PHOENIX CONTACT GmbH & Co. KG
Flachsmarktstr. 8
32825 Blomberg
Germany
Tel. +49 5235 300
Fax +49 5235 3 41200
<http://www.phoenixcontact.com>