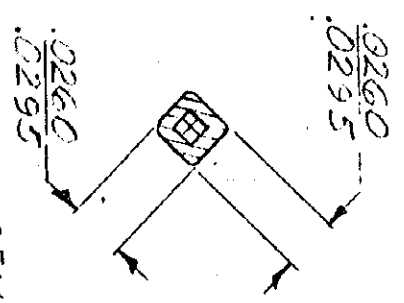
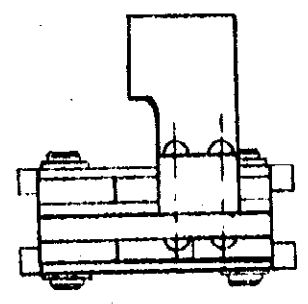


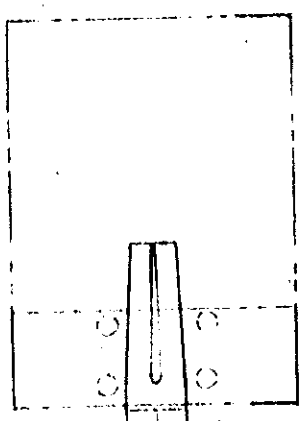
DIMENSIONS IN INCHES. DO NOT SCALE PRINT



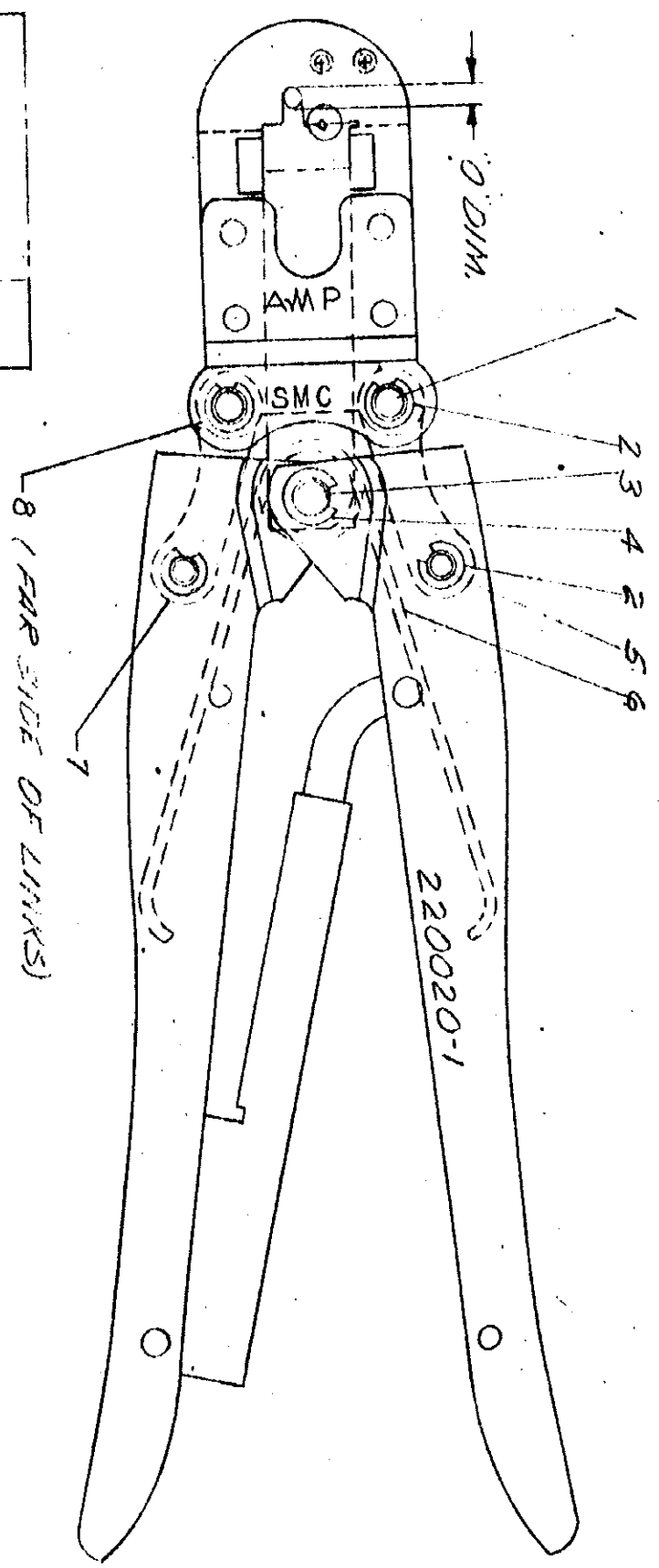
CENTER CONTACT CRIMP ON TAPE
SCALE 4-1

METHOD OF GAGING CRIMP DIMS
THE CRIMP DIMS APPLY ONLY TO THE
ABOVE COMBINATIONS ON A CRIMPED PRODUCT

0"	DIM
GO	NO GO
.109	.117



CABLE
RG-128
PLUG - 51749-1
JACK - 51750-1



ALL CASE DIMENSIONS APPLY WHEN TOOL IS
BOTTOMED BUT NOT UNDER PRESSURE.

For replacement of parts other
than listed, tool should be
returned to our factory to insure
proper Corrosion adjustment.

QTY	REVISION RECORD	DR	CHK	DATE
1	REVISED	PL	Y	4-17-67
1	REVISED	PL	Y	4-17-67
1	REVISED	PL	Y	4-17-67
1	REVISED	PL	Y	4-17-67

NUMBER	DESCRIPTION
220020-1	

NUMBER	NAME	REMARKS	ITEM NO
2	SPACER		8
4	LINK		7
1	SPEING		6
2	PIN-RETAINING		5
2	RING-RETAINING		4
1	PIN-RETAINING		3
3	RING - RETAINING		2
2	PIN - RETAINING		1

REQUIRED PER ASSEMBLY

DR: P. J. Johnson 4-17-67
CHK: J. J. Johnson 4-17-67

©1969 BY AMP INCORPORATED. ALL RIGHTS RESERVED.
AMP PRODUCTS COVERED BY PATENTS AND/OR PATENTS PENDING.

MATERIAL AND FINISH

WIRE - RANGE - INSULATION
RG-1881
TOLERANCE EXCEPT
AS NOTED = ± .015

SCALE 1-1

CLASS +

TYPE SMC COAX

LOC M B

NO 220020-1

REV C

NAME HAND TOOL ASSEMBLY

