


SH series Vertical Time Constant Circuit Use



Anti-Solvent Feature

- Designed specifically for vertical time constant circuits of TV's.
- Adapted to the RoHS directive (2002/95/EC).

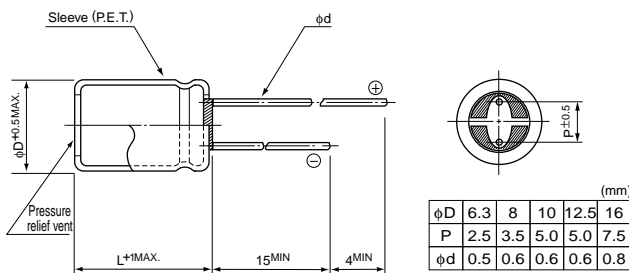
Products which are scheduled to discontinue.
Not recommended for new designs



Specifications

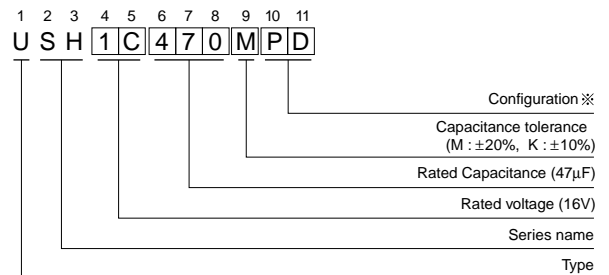
Item	Performance Characteristics			
Category Temperature Range	-40 to +85°C			
Rated Voltage Range	16 to 50V			
Rated Capacitance Range	0.47 to 470µF			
Capacitance Tolerance	±20% (M) (±10% (K) semi-standard) at 120Hz, 20°C			
Leakage Current	After 2 minutes' application of rated voltage, leakage current is 0.01CV + 3 (µA) or less.			
tan δ	0.07 or less at 120Hz, 20°C			
Stability at Low and High Temperature	Measurement frequency : 120Hz			
	Temperature	Capacitance change / 20°C	tan δ (MAX.)	Impedance ratio ZT / Z+20°C (MAX.)
	-40°C	within -20%	0.21	2
	+85°C	within +20%	0.07	—
Endurance	After 1000 hours' application of rated voltage at 85°C, capacitors meet the characteristics requirements listed at right.	Capacitance change	Within ±10% of initial value	
		tan δ	150% or less of initial specified value	
		Leakage Current	Initial specified value or less	
Shelf Life	After storing the capacitors under no load at 85°C for 1000 hours, and after performing voltage treatment based on JIS C 5101-4 clause 4.1 at 20°C, they will meet the specified value for endurance characteristics listed above.			
Marking	Printed with white color letter on black sleeve.			

Radial Lead Type



• Please refer to page 20 about the end seal configuration.

Type numbering system (Example : 16V 47µF)



※ Configuration

φ D	Pb-free leadwire Pb-free PET sleeve
6.3	ED
8 - 10	PD
12.5 - 16	HD

Dimensions

φD × L (mm)

Cap. (µF)	V	Code		
		16	25	50
		1C	1E	1H
0.47	R47			6.3 × 11
1	010			6.3 × 11
2.2	2R2			6.3 × 11
3.3	3R3		6.3 × 11	6.3 × 11
4.7	4R7		6.3 × 11	8 × 11.5
10	100	8 × 11.5	10 × 12.5	10 × 16
22	220	10 × 16	10 × 16	10 × 20
33	330	10 × 16	10 × 20	12.5 × 20
47	470	10 × 20	12.5 × 20	12.5 × 25
100	101	12.5 × 20	12.5 × 25	16 × 25
220	221	12.5 × 25	16 × 25	16 × 35.5
330	331	16 × 25	16 × 31.5	
470	471	16 × 35.5		

Please refer to page 20, 21, 22 about the formed or taped product spec.
Please refer to page 4 for the minimum order quantity.