


ANGELA-M-B

~30° medium beam compatible with BJB connectors

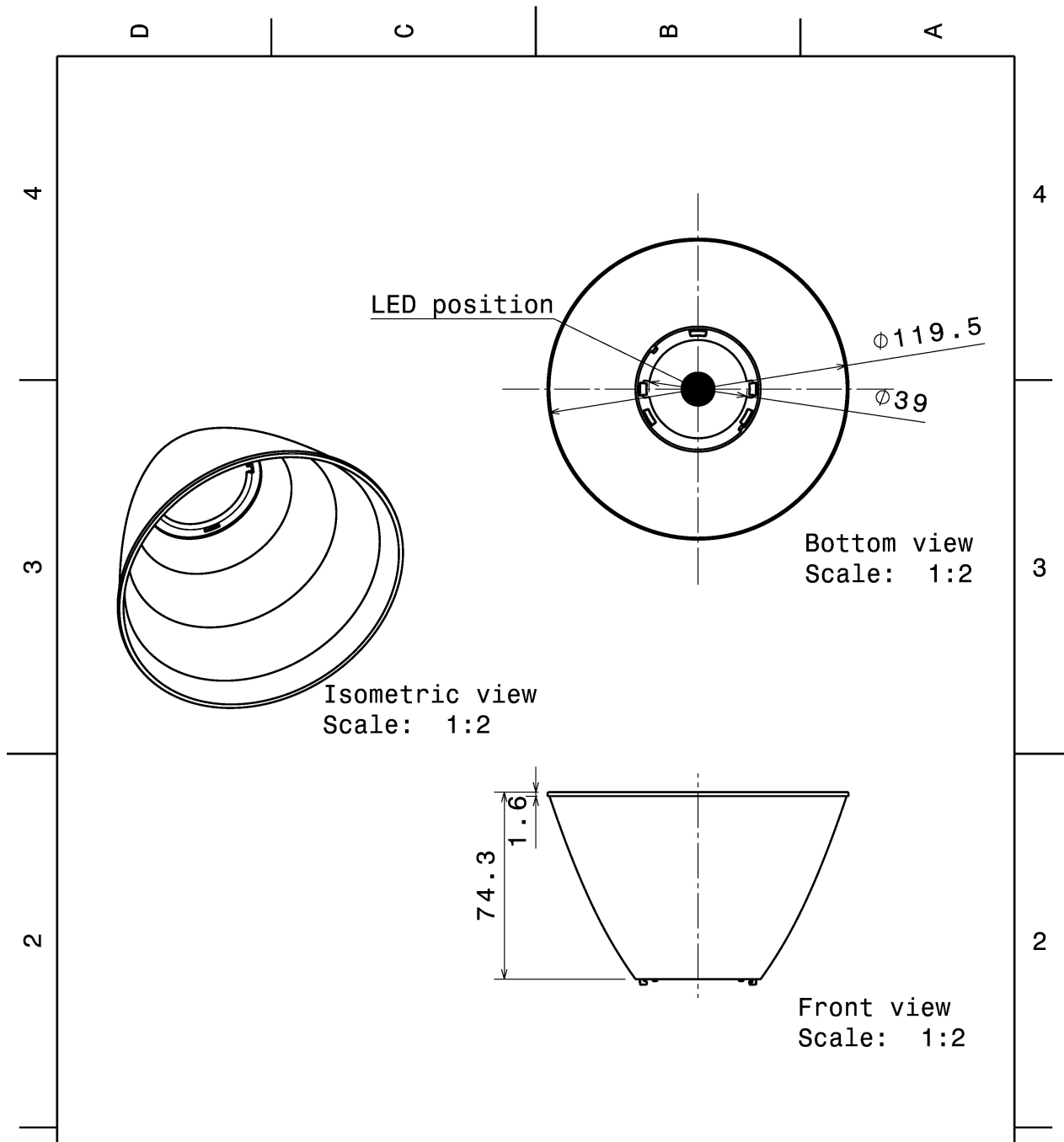
TECHNICAL SPECIFICATIONS:

Dimensions	Ø 119.5 mm
Height	74.5 mm
Fastening	socket
Colour	metal
Box size	398 x 298 x 265 mm
Box weight	9.1 kg
Quantity in Box	180 pcs
ROHS compliant	yes ⓘ



MATERIAL SPECIFICATIONS:

Component	Type	Material	Colour	Coating
ANGELA-M-B	Reflector	PC	metal	HMDS

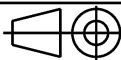


Tolerances if not otherwise shown
According to DIN ISO 2768-1
Linear measures:
Up to 30mm class M, otherwise class C.
According to DIN ISO 2768-2
Form and position: class L

LEDiL

Ledil Oy
Salorankatu 10
FIN 24240 SALO
Finland

THIRD ANGLE PROJECTION:



DRAWING TITLE

Angela-B

This drawing is the property
of LEDiL Oy. It may not be
reproduced, copied or
communicated without a written
agreement with LEDiL Oy."

SIZE PART NUMBER

A4


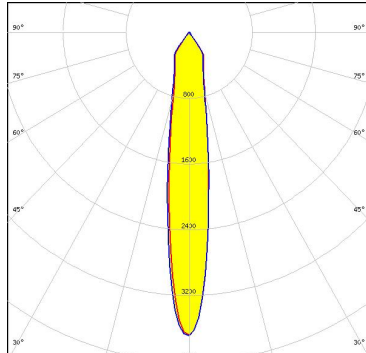

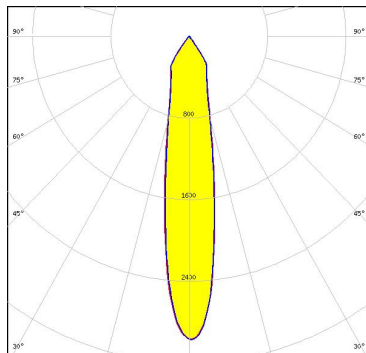

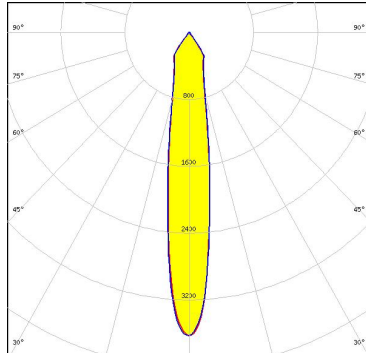

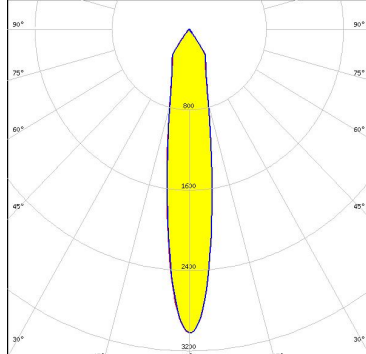
-

SCALE 1:2 WEIGHT

-

SHEET 1/1

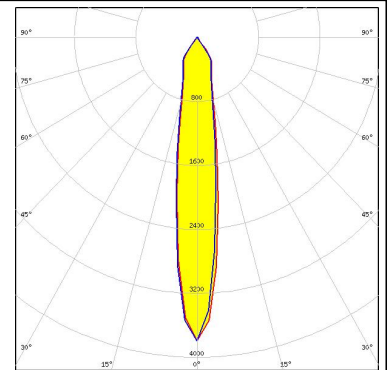
PHOTOMETRIC DATA (MEASURED):

<p>bridgelux.</p> <p>LED BXRA ES Rectangle</p> <p>FWHM 16.0°</p> <p>Efficiency 82 %</p> <p>Peak intensity 3.690 cd/lm</p> <p>Required components: BJB: 47.319.2040</p>		
<p>bridgelux.</p> <p>LED V18 Gen7</p> <p>FWHM 19.0°</p> <p>Efficiency 81 %</p> <p>Peak intensity 3.000 cd/lm</p> <p>Required components: BJB: 47.319.2350</p>		
<p>CITIZEN</p> <p>LED CLL03x/CLU03x</p> <p>FWHM 16.0°</p> <p>Efficiency 83 %</p> <p>Peak intensity 3.630 cd/lm</p> <p>Required components: A.A.G. STUCCHI: 8101/G2</p>		
<p>CITIZEN</p> <p>LED CLL03x/CLU03x</p> <p>FWHM 18.0°</p> <p>Efficiency 77 %</p> <p>Peak intensity 3.000 cd/lm</p> <p>Required components: F13671_ANGE-RZ-LENS A.A.G. STUCCHI: 8101/G2</p>		

PHOTOMETRIC DATA (MEASURED):

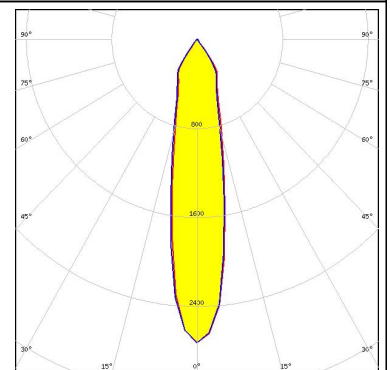

CITIZEN

LED CLL03x/CLU03x
FWHM 16.0°
Efficiency 83 %
Peak intensity 3.800 cd/lm
Required components:
 BJB: 47.319.2021



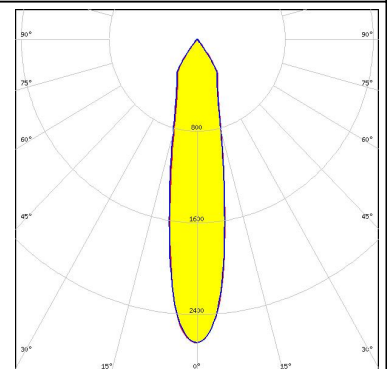

CITIZEN

LED CLL04x/CLU04x
FWHM 21.0°
Efficiency 81 %
Peak intensity 2.730 cd/lm
Required components:
 BJB: 47.319.2030



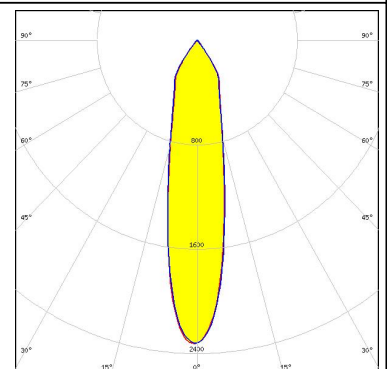

CITIZEN

LED CLL04x/CLU04x
FWHM 21.0°
Efficiency 81 %
Peak intensity 2.650 cd/lm
Required components:
 A.A.G. STUCCHI: 8102/G2



CITIZEN

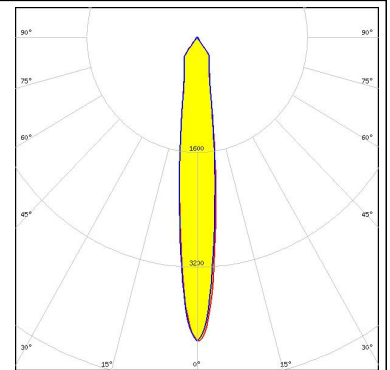

LED CLL04x/CLU04x
FWHM 22.0°
Efficiency 76 %
Peak intensity 2.330 cd/lm
Required components:
 F13671_ANGLE-RZ-LENS
 A.A.G. STUCCHI: 8102/G2



PHOTOMETRIC DATA (MEASURED):

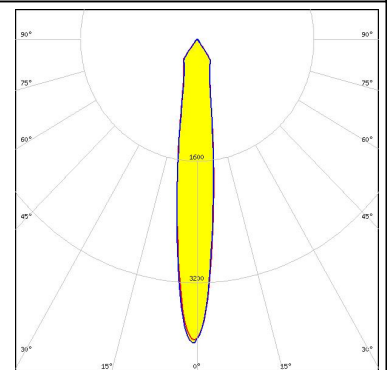

CITIZEN

LED CLU720/721
 FWHM 14.0°
 Efficiency 82 %
 Peak intensity 4.200 cd/lm
 Required components:
 BJB: 47.319.2021



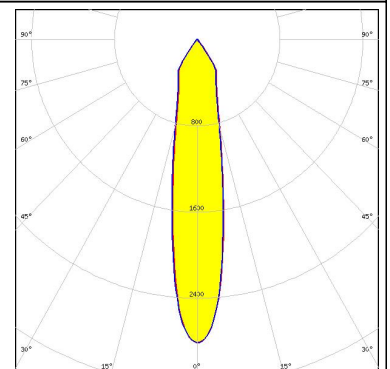

CITIZEN

LED CLU720/721
 FWHM 14.0°
 Efficiency 83 %
 Peak intensity 4.000 cd/lm
 Required components:
 A.A.G. STUCCHI: 8101/G2



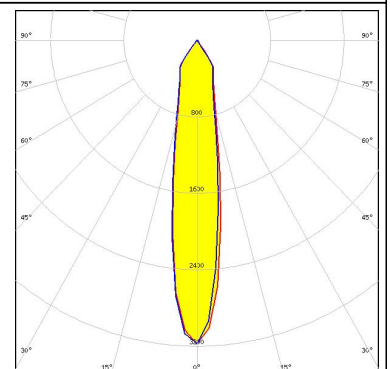

CREE

LED CXA/B 25xx
 FWHM 20.0°
 Efficiency 79 %
 Peak intensity 2.800 cd/lm
 Required components:
 BJB: 47.319.2141



CREE

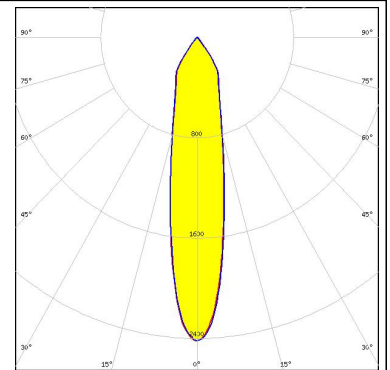

LED CXA/B 25xx
 FWHM 18.0°
 Efficiency 82 %
 Peak intensity 3.180 cd/lm
 Required components:
 A.A.G. STUCCHI: 8401/G2



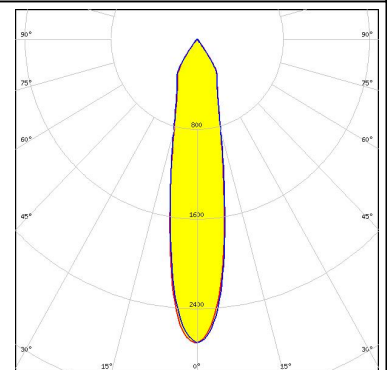

PHOTOMETRIC DATA (MEASURED):



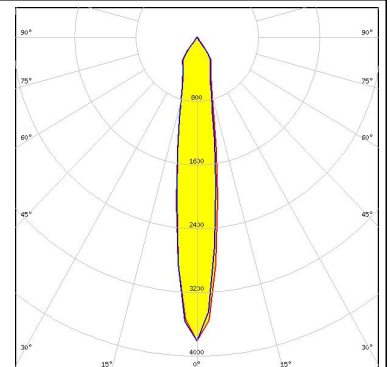

LED CXA/B 25xx
 FWHM 21.0°
 Efficiency 76 %
 Peak intensity 2.400 cd/lm
 Required components:
 F13671_ANGE-RZ-LENS
 BJB: 47.319.2141



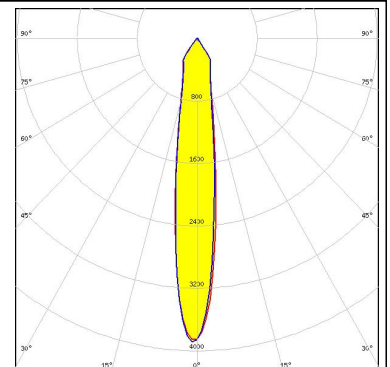

LED CXA/B 30xx
 FWHM 21.0°
 Efficiency 80 %
 Peak intensity 2.700 cd/lm
 Required components:
 A.A.G. STUCCHI: 8404/G2



LED COB 10W/13W/17W/24W
 FWHM 16.0°
 Efficiency 82 %
 Peak intensity 3.800 cd/lm
 Required components:
 A.A.G. STUCCHI: 8600/G2



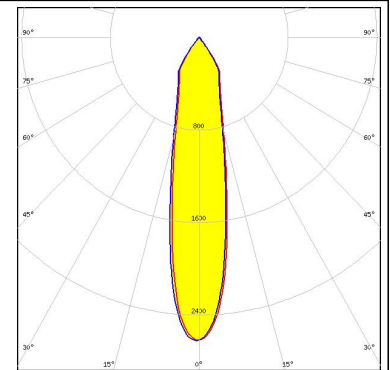

LED COB 10W/13W/17W/24W
 FWHM 16.0°
 Efficiency 83 %
 Peak intensity 3.900 cd/lm
 Required components:
 BJB: 47.319.2080



PHOTOMETRIC DATA (MEASURED):

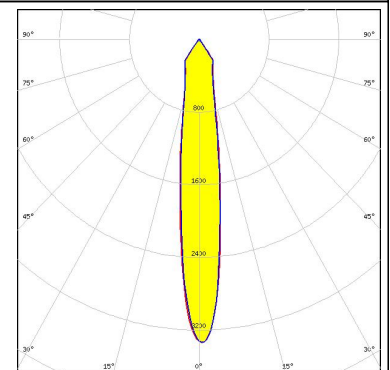

LG Innotek

LED COB 40W/60W
FWHM 22.0°
Efficiency 81 %
Peak intensity 2.630 cd/lm
Required components:
A.A.G. STUCCHI: 8102/G2



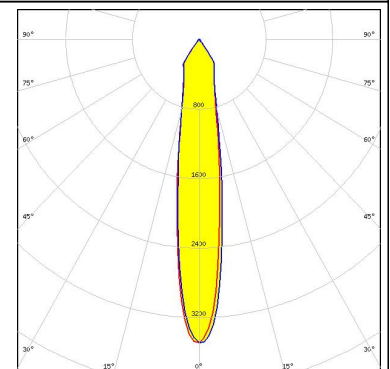
LUMILEDS

LED LUXEON CoB 1204/1205
FWHM 16.0°
Efficiency 82 %
Peak intensity 3.840 cd/lm
Required components:
A.A.G. STUCCHI: 8301/G2



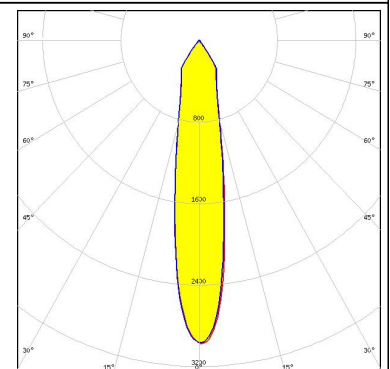
LUMILEDS

LED LUXEON CoB 1208
FWHM 17.0°
Efficiency 83 %
Peak intensity 3.500 cd/lm
Required components:
A.A.G. STUCCHI: 8301/G2


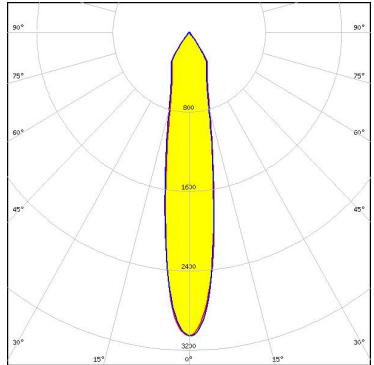

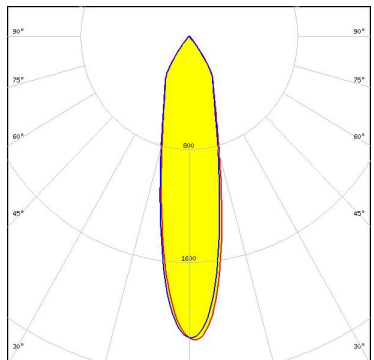

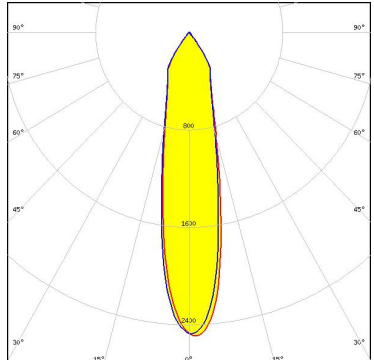

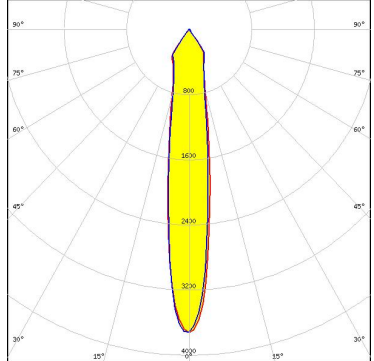


LUMILEDS

LED LUXEON CoB 1211
FWHM 19.0°
Efficiency 80 %
Peak intensity 3.000 cd/lm
Required components:
BJB: 47.319.2030



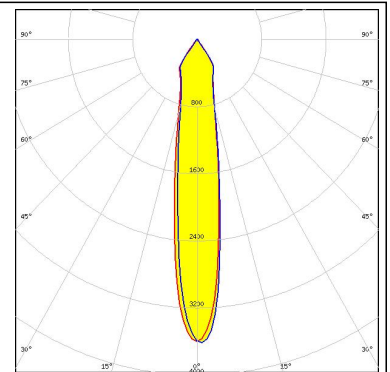

PHOTOMETRIC DATA (MEASURED):

<p>LUMILEDS</p> <p>LED LUXEON CoB 1211</p> <p>FWHM 19.0°</p> <p>Efficiency 81 %</p> <p>Peak intensity 3.060 cd/lm</p> <p>Required components: A.A.G. STUCCHI: 8102/G2</p>		
<p>LUMILEDS</p> <p>LED LUXEON CoB 1216/1812</p> <p>FWHM 24.0°</p> <p>Efficiency 75 %</p> <p>Peak intensity 2.150 cd/lm</p> <p>Required components: F13671_ANGE-RZ-LENS BJB: 47.319.2030</p>		
<p>LUMILEDS</p> <p>LED LUXEON CoB 1216/1812</p> <p>FWHM 22.0°</p> <p>Efficiency 79 %</p> <p>Peak intensity 2.490 cd/lm</p> <p>Required components: BJB: 47.319.2030</p>		
<p>LUMILEDS</p> <p>LED LUXEON K12</p> <p>FWHM 17.0°</p> <p>Efficiency 87 %</p> <p>Peak intensity 3.700 cd/lm</p> <p>Required components: BJB: 47.319.2070</p>		

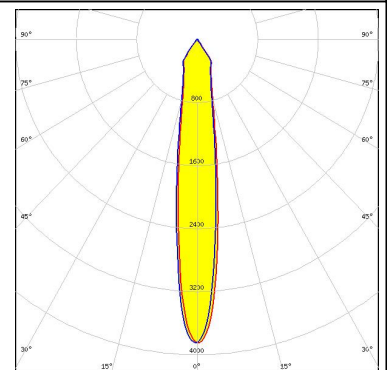

PHOTOMETRIC DATA (MEASURED):



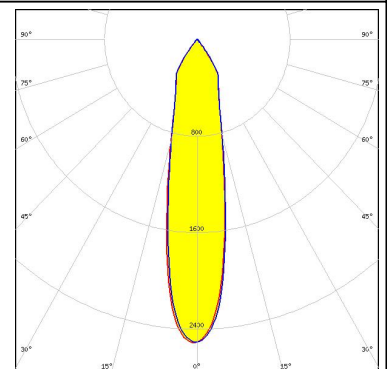

LED LUXEON K16
 FWHM 17.0°
 Efficiency 87 %
 Peak intensity 3.700 cd/lm
 Required components:
 BJB: 47.319.2070



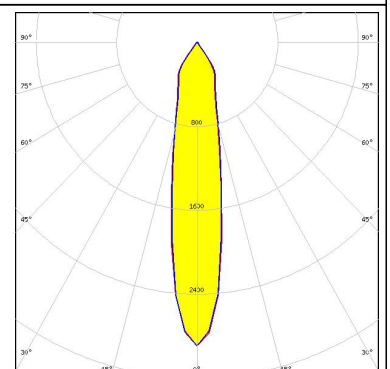

LED CXM-14
 FWHM 16.0°
 Efficiency 82 %
 Peak intensity 3.900 cd/lm
 Required components:
 BJB: 47.319.2021




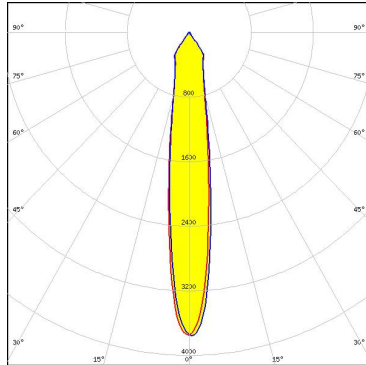

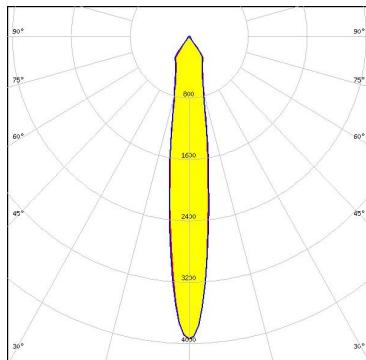

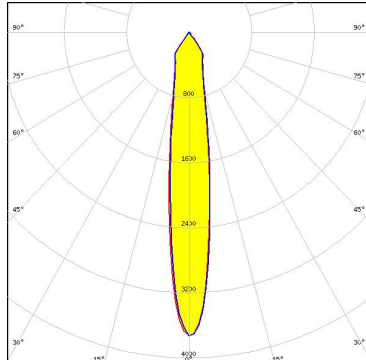

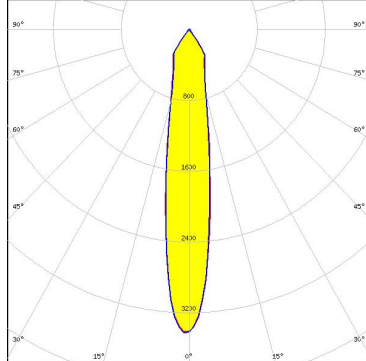
LED CXM-22
 FWHM 22.0°
 Efficiency 81 %
 Peak intensity 2.500 cd/lm
 Required components:
 BJB: 47.319.2030



LED Soleriq E30
 FWHM 20.0°
 Efficiency 81 %
 Peak intensity 2.900 cd/lm
 Required components:
 BJB: 47.319.2090



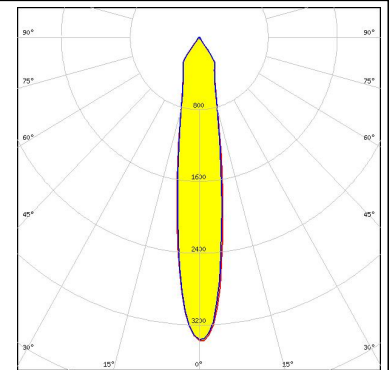
PHOTOMETRIC DATA (MEASURED):

<p>OSRAM Opto Semiconductors</p> <p>LED Soleriq P13 FWHM 16.0° Efficiency 83 % Peak intensity 3.760 cd/lm Required components: A.A.G. STUCCHI: 8502/G2</p>		
<p>OSRAM Opto Semiconductors</p> <p>LED Soleriq S13 FWHM 15.0° Efficiency 83 % Peak intensity 4.000 cd/lm Required components: A.A.G. STUCCHI: 8502/G2</p>		
<p>OSRAM Opto Semiconductors</p> <p>LED Soleriq S13 Gen2 FWHM 16.0° Efficiency 80 % Peak intensity 3.730 cd/lm Required components: BJB: 47.319.2021</p>		
<p>OSRAM Opto Semiconductors</p> <p>LED Soleriq S19 FWHM 17.0° Efficiency 83 % Peak intensity 3.400 cd/lm Required components: A.A.G. STUCCHI: 8503/G2</p>		

PHOTOMETRIC DATA (MEASURED):

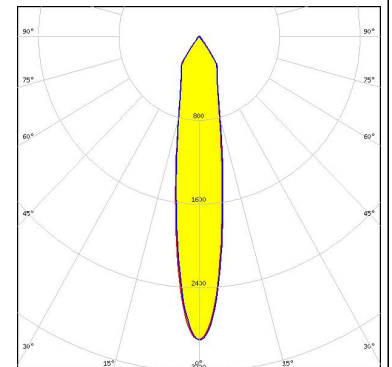

OSRAM
Opto Semiconductors

LED Soleriq S19
FWHM 18.0°
Efficiency 83 %
Peak intensity 3.380 cd/lm
Required components:
BJB: 47.319.2170



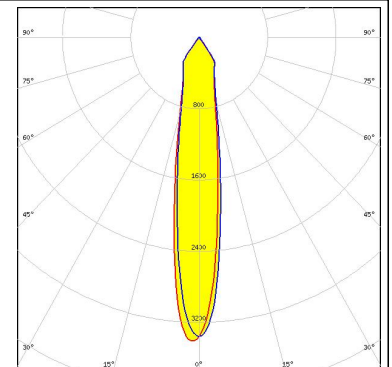

SAMSUNG

LED COB D Series LES 14.5 mm
FWHM 18.0°
Efficiency 78 %
Peak intensity 2.900 cd/lm
Required components:
F13671_ANGE-RZ-LENS
A.A.G. STUCCHI: 8101/G2



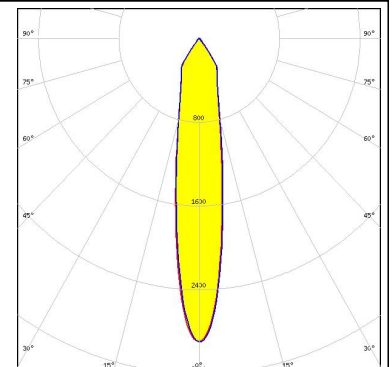

SAMSUNG

LED COB D Series LES 14.5 mm
FWHM 17.0°
Efficiency 81 %
Peak intensity 3.400 cd/lm
Required components:
A.A.G. STUCCHI: 8101/G2



SAMSUNG

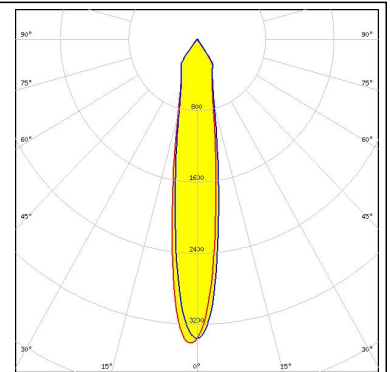
LED COB D Series LES 14.5 mm
FWHM 18.0°
Efficiency 78 %
Peak intensity 2.900 cd/lm
Required components:
F13671_ANGE-RZ-LENS
BJB: 47.319.2021



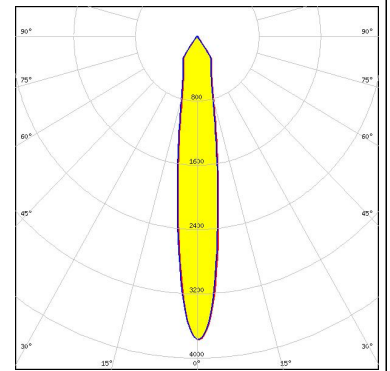

PHOTOMETRIC DATA (MEASURED):

SAMSUNG

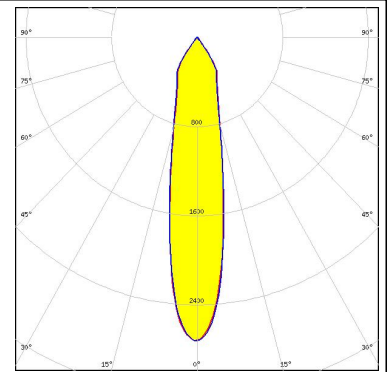

LED COB D Series LES 14.5 mm
 FWHM 17.0°
 Efficiency 81 %
 Peak intensity 3.400 cd/lm
 Required components:
 BJB: 47.319.2021



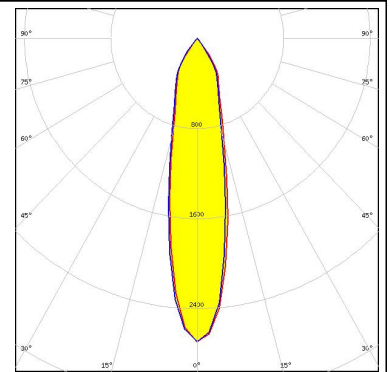
SEOUL SEMICONDUCTOR
 LED ZC12/18
 FWHM 16.0°
 Efficiency 82 %
 Peak intensity 3.770 cd/lm
 Required components:
 A.A.G. STUCCHI: 8101/G2





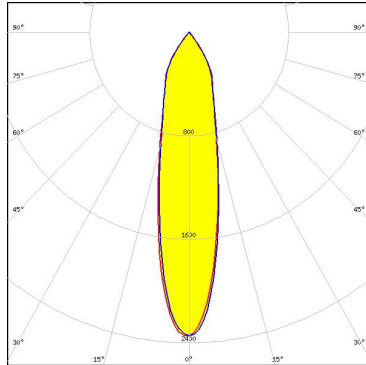

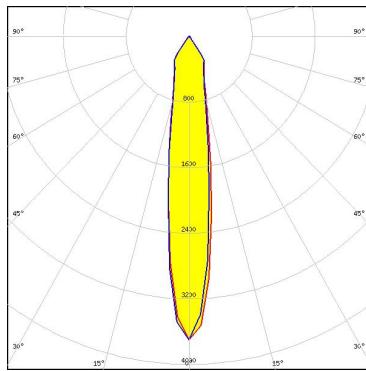

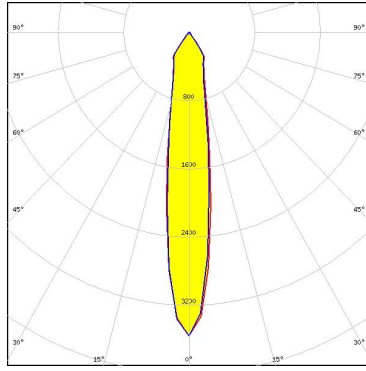

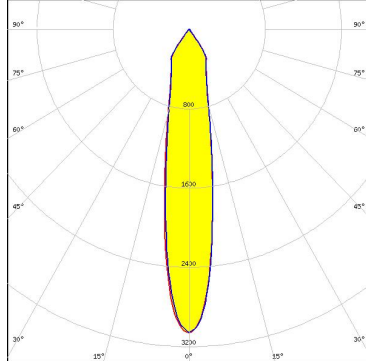
SEOUL SEMICONDUCTOR
 LED ZC25/40/60
 FWHM 21.0°
 Efficiency 81 %
 Peak intensity 2.720 cd/lm
 Required components:
 A.A.G. STUCCHI: 8102/G2



SEOUL SEMICONDUCTOR
 LED ZC25/40/60
 FWHM 23.0°
 Efficiency 81 %
 Peak intensity 2.700 cd/lm
 Required components:
 BJB: 47.319.2030



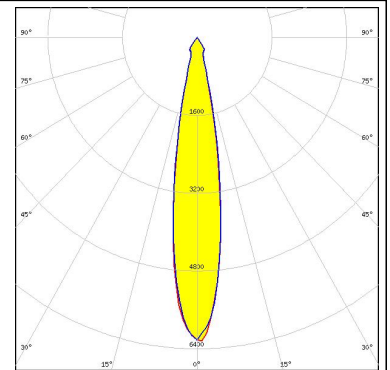
PHOTOMETRIC DATA (MEASURED):

<p> SEOUL SEMICONDUCTOR</p> <p>LED ZC25/40/60 FWHM 24.0° Efficiency 77 % Peak intensity 2.350 cd/lm Required components: F13671_ANGLE-RZ-LENS BJB: 47.319.2030</p>		
<p>SHARP</p> <p>LED Mega Zenigata (GW6DME) FWHM 17.0° Efficiency 84 % Peak intensity 3.700 cd/lm Required components: BJB: 47.319.2011</p>		
<p>SHARP</p> <p>LED Mega Zenigata (GW6DME) FWHM 17.0° Efficiency 83 % Peak intensity 3.560 cd/lm Required components: A.A.G. STUCCHI: 8301/G2</p>		
<p>XICATO</p> <p>LED XTM - 19mm LES FWHM 19.0° Efficiency 81 % Peak intensity 3.100 cd/lm Required components: C15743_XTM-ADAPTER-50-B</p>		

PHOTOMETRIC DATA (SIMULATED):

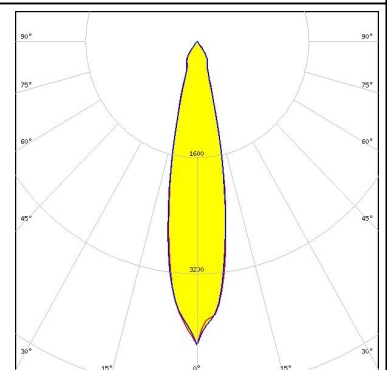
CITIZEN

LED CLL03x/CLU03x
 FWHM 18.0°
 Efficiency 94 %
 Peak intensity 6.300 cd/lm
 Required components:
 BJB: 47.319.2021



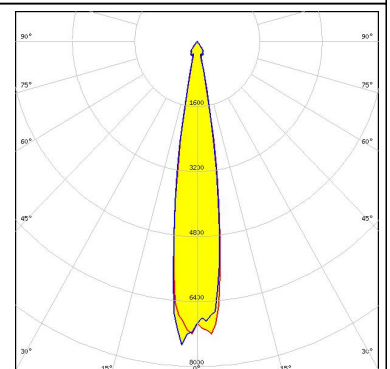
CITIZEN

LED CLL04x/CLU04x
 FWHM 22.0°
 Efficiency 88 %
 Peak intensity 4.200 cd/lm
 Required components:
 BJB: 47.319.2030



CITIZEN

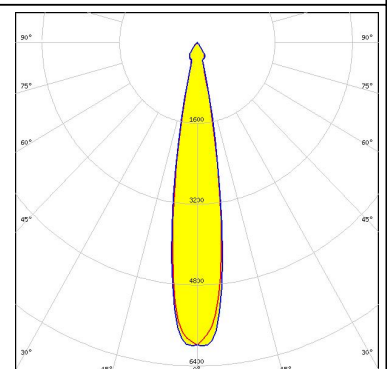
LED CLU730/731
 FWHM 16.0°
 Efficiency 91 %
 Peak intensity cd/lm
 Required components:
 BJB: 47.319.2030



OSRAM

Opto Semiconductors

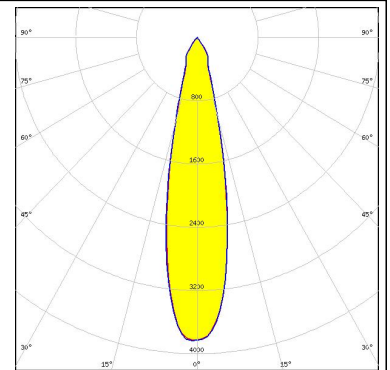
LED Soleriq S15
 FWHM 18.0°
 Efficiency 90 %
 Peak intensity 6.012 cd/lm
 Required components:
 BJB: 47.319.2021



PHOTOMETRIC DATA (SIMULATED):

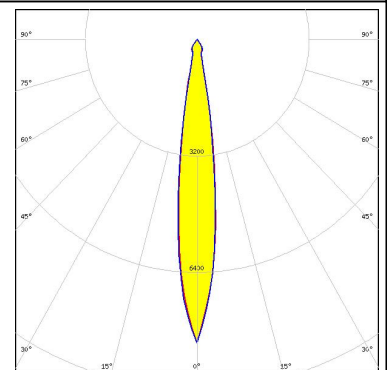
SAMSUNG

LED COB D Series LES 22 mm
 FWHM 23.0°
 Efficiency 87 %
 Peak intensity 3.840 cd/lm
 Required components:
 BJB: 47.319.2030



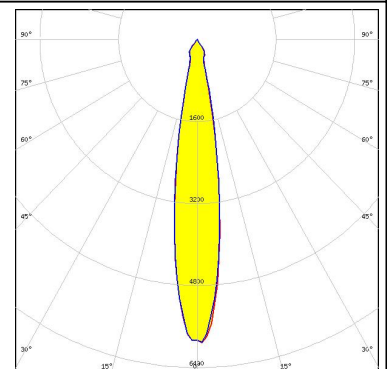
TRIDONIC

LED SLE G6 LES15 H D50
 FWHM 15.0°
 Efficiency 89 %
 Peak intensity 8.300 cd/lm
 Required components:



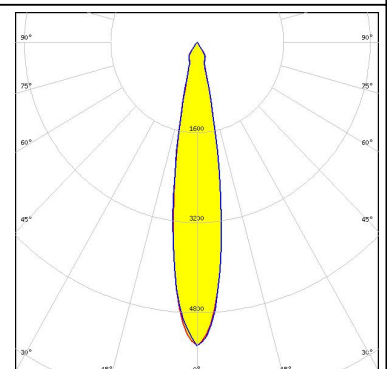
TRIDONIC

LED SLE G6 LES17 H
 FWHM 17.0°
 Efficiency 88 %
 Peak intensity 5.900 cd/lm
 Required components:



TRIDONIC

LED SLE G6 LES19 H
 FWHM 18.0°
 Efficiency 88 %
 Peak intensity 5.390 cd/lm
 Required components:



PHOTOMETRIC DATA (SIMULATED):

TRIDONIC

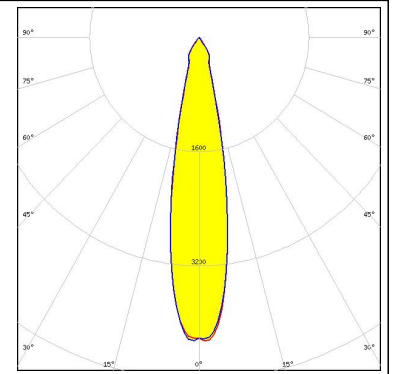
LED SLE G6 LES23 H

FWHM 21.0°

Efficiency 88 %

Peak intensity 4.270 cd/lm

Required components:



GENERAL INFORMATION:

NOTE: The typical beam angle will be changed by different color, chip size and chip position tolerance. The typical total beam angle is the full angle measured where the luminous intensity is half of the peak value.

Due to use of high power COB's with this product, special attention to proper thermal design is highly recommended. LEDiL has no liability for direct, indirect or consecutive damages arising from the LEDiL products being used outside of the recommended temperature range.

MATERIALS:

As part of our continuous research and improvement processes, and to ensure the best possible quality and availability of our products, LEDiL reserves the right to change material grades without notice.

PRODUCT DATA USER AGREEMENT AND DISCLAIMER:

The measured data in the provided downloadable LEDiL Product Datasheets and Mechanical 2D-Drawings is rounded and provided as reference for planning. LEDiL Oy's optical specifications have been verified by conducting performance testing of the products in accordance with the company's quality system. The reported data are averaged results of multiple measurements with typical variation. LEDiL Oy reserves the right to without prior notification make changes and improvements to its products.

LEDiL Oy assumes neither warranty, nor guarantee nor any other liability of any kind for the contents and correctness of the provided data. The provided data has been generated with highest diligence but the provided data may in reality not represent the complete possible variation range of all intrinsic parameters. Therefore, in certain cases a deviation from the provided data could occur.

LEDiL Oy reserves the right to undertake technical changes of its products without further notification which could lead to changes in the provided data. LEDiL Oy assumes no liability of any kind for the possible deviation from any provided data or any other damage resulting from the usage of the provided data.

The user agrees to this disclaimer and user agreement with the download or usage of the provided files.

LEDiL Oy

Joensuunkatu 13
FI-24240 SALO
Finland

LEDiL Inc.

228 West Page Street
Suite D
Sycamore IL 60178
USA

Local sales and technical support

www.ledil.com/where_to_buy

Shipping locations

Salo, Finland
Hong Kong, China

Distribution Partners

www.ledil.com/where_to_buy