

Thermofit® Molded Parts

Specification Control Drawing

Part Number: 214A221
Description: Boot, Rectangular

Notes:

- All dimensions are in $\frac{\text{Inches}}{\text{[Millimeters]}}$
- Dimensions appearing in table are as follows:
 a - as supplied
 b - after unrestricted recovery

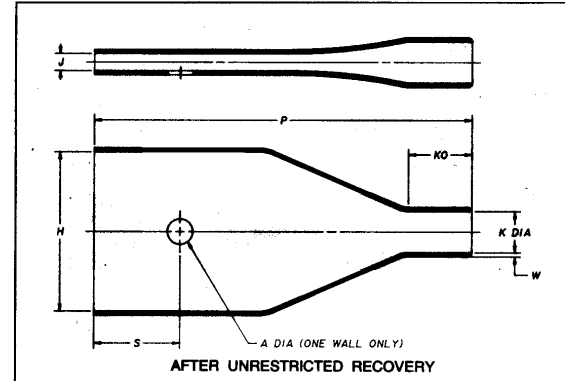
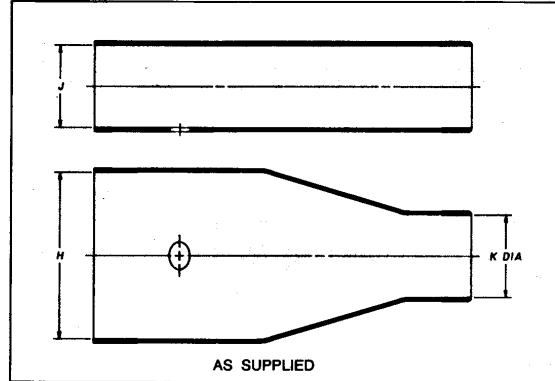


Table of Dimensions											
Part Number	H		J		K		P	KO	S	A	W
	Min a	Max b	Min a	Max b	Min a	Max b	± 10% b	± 10% b	± 10% b	Max b	± 20% b
214A221	2.43 [61,7]	2.32 [58,9]	1.20 [30,5]	.26 [6,6]	1.20 [30,5]	.59 [15,0]	6.00 [152,4]	1.00 [25,4]	1.50 [38,1]	.37 [9,4]	.06 [1,52]

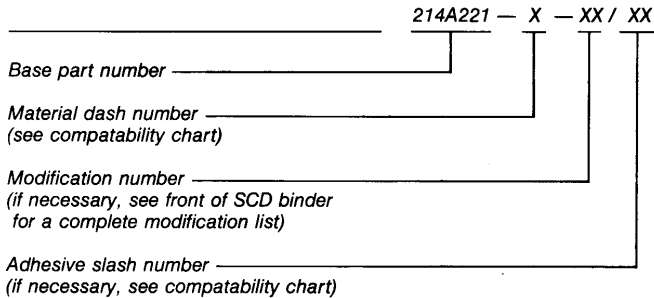
Thermofit® Molded Parts Specification Control Drawing

Part Number: 214A221
Description: Boot, Rectangular

Compatability Chart

Material Dash No.	Material Description	RT Spec	Coating Slash No.	Coating S. No.	Coating Description
-3	Polyolefin, Semi-Rigid	RT-301			
-4	Polyolefin, Flexible	RT-1304			
-25	Elastomer, Fluid Resistant	RT-1325			

Ordering Information:



This drawing is subject to change without notice; consult your nearest field representative for current revision.

Raychem

Raychem Corporation
300 Constitution Drive
Menlo Park, California 94025
415) 361 6055

If this document is printed it becomes uncontrolled.
Check for the latest revision.

Revision: **C**
Date: **2-27-86**

Part Number: 214A221
Description: Boot, Rectangular