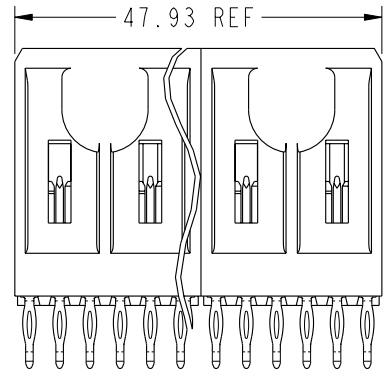
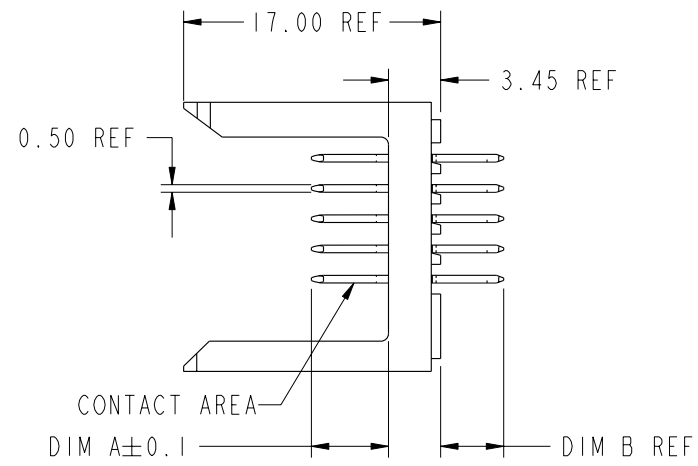
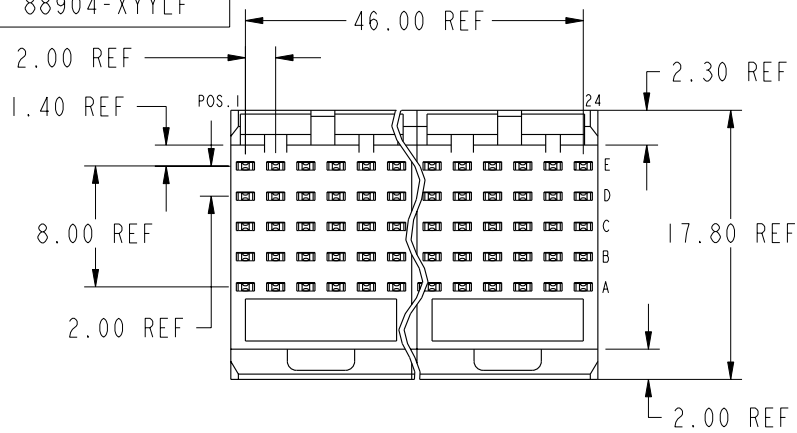




This document is the property of and embodies CONFIDENTIAL and PROPRIETARY information of FCI. No part of the information shown on this document may be used in any way or disclosed to others without the written consent of FCI. Copyright FCI.

PRODUCT NUMBER
88904-XY
88904-XYLFF

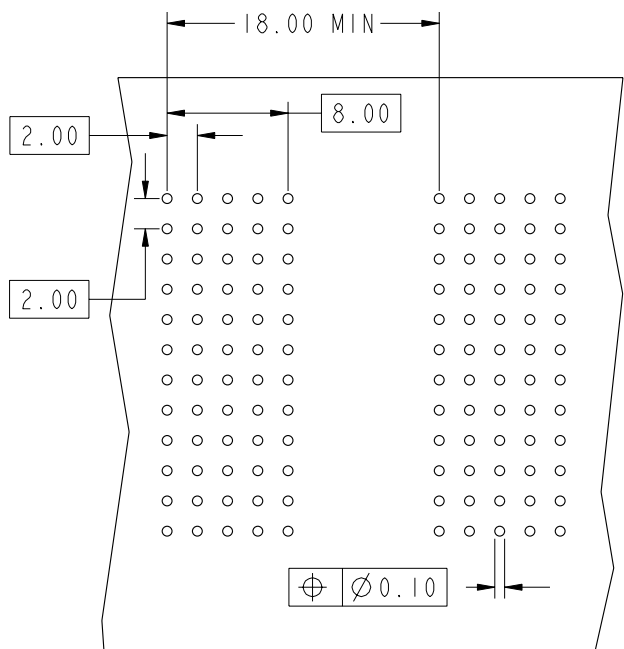


mat'l code				--				tolerances unless otherwise specified				CUSTOMER		FCI		www.fciconnect.com					
ltr	ecn no.	dr	date	linear	0.X ± 0.3				COPY		projection	title									
K	V06-0569	DCH	2006-06-13		0.XX ± 0.13				METRAL SIGNAL HEADER			4 MOD, 5 ROW PRESS-FIT									
L	V06-0984	DCH	2006-09-29		.XXX ± 0.051				MM			product family		METRAL		code					
-				angles				0° ± 2°				scale		2:1		size		dwg no		213	
F	V05-0966	DAI	10/18/05	dr	T.BRUNGARD	11/19/99		A		88904		sheet		1 of 5							
G	V05-1064	LP	11/22/05	enr	M.STRAWSER	11/19/99		A		88904		sheet		1 of 5							
H	V05-1099	LP	12/07/05	chr	M.STRAWSER	11/19/99		A		88904		sheet		1 of 5							
J	V05-1125	LP	12/19/05	appd	M.STRAWSER	02/29/00		A		88904		sheet		1 of 5							
sheet	revision	L	L	L	L	L	L														
index	sheet	1	2	3	4	5															

1 | 2

3 |

4



KEY		
CODE	DIMENSIONS	
	DIM "A" MATE	DIM "B" TAIL
1	5.00	4.30
2	5.75	4.30
3	6.50	4.30
4	7.25	4.30
19	8.00	4.30

REQUIRED PC BOARD LAYOUT
 COMPONENT SIDE
 SEE PRINT 58351 FOR
 ADDITIONAL PCB INFORMATION



This document is the property of and embodies
 CONFIDENTIAL and PROPRIETARY information of FCI.
 No part of the information shown on this
 document may be used in any way or disclosed
 to others without the written consent of FCI.
 Copyright FCI.

mat'l code				tolerances unless otherwise specified		CUSTOMER		 www.fciconnect.com		
ltr	ecm no.	dr	date	linear	0.X ±0.3	COPY		 title METRAL SIGNAL HEADER 4 MOD, 5 ROW PRESS-FIT	product family METRAL	
L					0.XX ±0.13	projection				code 213
					.XXX ±.051	 MM				
				angles	0° ±2°	 scale 1:1		size A	sheet 2	
				dr	T.BRUNGARD	11/19/99			88904	
				enr	M.STRAWSER	11/19/99				
				chr	M.STRAWSER	11/19/99				
				appd	M.STRAWSER	02/29/00				
sheet index	revision sheet								cage code 22526	

1 | 2

3 |

4

REV E - 2006-04-18

Pro/E

METRAL P/N	ROW	CONTACT CODE MOD. 1					MOD. 2					MOD. 3					MOD. 4								
		1	2	3	4	5	6	7	8	9	10	11	12	13	14	15	16	17	18	19	20	21	22	23	24
88904-X01 SEE NOTE 9 LEAD FREE OPTION	E	2	2	2	2	2	2	2	2	2	2	2	2	2	2	2	2	2	2	2	2	2	2	2	2
	D	2	2	2	2	2	2	2	2	2	2	2	2	2	2	2	2	2	2	2	2	2	2	2	2
	C	1	2	2	2	2	2	2	2	2	2	1	2	2	2	2	3	1	2	2	2	2	2	2	2
	B	2	2	2	2	2	2	2	2	2	2	2	2	2	2	2	2	2	2	2	2	2	2	2	2
	A	2	2	2	2	2	2	2	2	2	2	2	2	2	2	2	2	2	2	2	2	2	2	2	2

METRAL P/N	ROW	CONTACT CODE MOD. 1					MOD. 2					MOD. 3					MOD. 4							
		1	2	3	4	5	6	7	8	9	10	11	12	13	14	15	16	17	18	19	20	21	22	23
88904-X05 SEE NOTE 9 LEAD FREE OPTION	E	2	2	2	2	2	2	2	2	2	2	2	2	2	2	2	2	2	2	2	2	2	2	2
	D	2	2	2	2	2	2	2	2	2	2	2	2	2	2	2	2	2	2	2	2	2	2	2
	C	4	4	4	4	4	4	2	2	2	2	2	4	4	4	4	4	4	2	2	2	2	2	2
	B	2	2	2	2	2	2	2	2	2	2	2	2	2	2	2	2	2	2	2	2	2	2	2
	A	2	2	2	2	2	2	2	2	2	2	2	2	2	2	2	2	2	2	2	2	2	2	2

METRAL P/N	ROW	CONTACT CODE MOD. 1					MOD. 2					MOD. 3					MOD. 4							
		1	2	3	4	5	6	7	8	9	10	11	12	13	14	15	16	17	18	19	20	21	22	23
88904-X02 SEE NOTE 9 LEAD FREE OPTION	E	3	3	3	3	3	3	3	2	2	2	4	3	3	3	3	3	3	19	19	4	4	3	3
	D	3	3	3	3	3	3	3	3	3	3	3	3	3	3	3	3	3	19	19	4	4	3	3
	C	3	3	3	3	3	3	3	3	3	3	3	3	3	3	3	3	3	19	19	4	4	3	3
	B	3	3	3	3	3	3	3	3	3	3	3	3	3	3	3	3	3	19	19	4	4	3	3
	A	3	3	3	3	3	3	3	3	3	3	3	3	3	3	3	3	3	19	19	4	4	3	3

METRAL P/N	ROW	CONTACT CODE MOD. 1					MOD. 2					MOD. 3					MOD. 4								
		1	2	3	4	5	6	7	8	9	10	11	12	13	14	15	16	17	18	19	20	21	22	23	24
88904-X06 SEE NOTE 9 LEAD FREE OPTION	E	2	2	2	2	2	2	2	2	2	2	2	2	2	2	2	2	2	2	2	2	2	2	2	
	D	2	2	2	2	2	2	2	2	2	2	2	2	2	2	2	2	2	2	2	2	2	2	2	
	C	1	2	2	2	2	2	2	2	2	1	2	2	2	2	3	1	2	2	2	2	2	2	2	
	B	2	2	2	2	2	2	2	2	2	2	2	2	2	2	2	2	2	2	2	2	2	2	1	2
	A	2	2	2	2	2	2	2	2	2	2	2	2	2	2	2	2	2	2	2	2	2	1	2	1

METRAL P/N	ROW	CONTACT CODE MOD. 1					MOD. 2					MOD. 3					MOD. 4							
		1	2	3	4	5	6	7	8	9	10	11	12	13	14	15	16	17	18	19	20	21	22	23
88904-X03 SEE NOTE 9 LEAD FREE OPTION	E	4	2	3	3	3	2	3	2	3	2	4	4	4	4	2	2	2	2	2	2	2	2	2
	D	4	2	3	3	3	2	3	2	3	2	4	4	4	4	2	2	2	2	2	2	2	2	2
	C	4	2	3	3	3	2	3	2	3	2	4	4	4	4	2	2	2	2	2	2	2	2	2
	B	4	2	3	3	3	2	3	2	3	2	4	4	4	4	2	2	2	2	2	2	2	2	2
	A	4	2	3	3	3	2	3	2	3	2	4	4	4	4	2	2	2	2	2	2	2	2	2

METRAL P/N	ROW	CONTACT CODE MOD. 1					MOD. 2					MOD. 3					MOD. 4								
		1	2	3	4	5	6	7	8	9	10	11	12	13	14	15	16	17	18	19	20	21	22	23	24
88904-X07 SEE NOTE 9 LEAD FREE OPTION	E	2	2	2	2	2	2	2	2	2	2	2	2	2	2	2	2	2	2	2	2	2	2	2	
	D	2	2	2	2	2	2	2	2	2	2	2	2	2	2	2	2	2	2	2	2	2	2	2	
	C	1	2	2	2	2	2	2	2	2	1	2	2	2	2	2	1	2	2	2	2	2	2	2	
	B	2	2	2	2	2	2	2	2	2	2	2	2	2	2	2	2	2	2	2	2	2	2	1	2
	A	2	2	2	2	2	2	2	2	2	2	2	2	2	2	2	2	2	2	2	2	2	1	2	1

METRAL P/N	ROW	CONTACT CODE MOD. 1					MOD. 2					MOD. 3					MOD. 4							
		1	2	3	4	5	6	7	8	9	10	11	12	13	14	15	16	17	18	19	20	21	22	23
88904-X04 SEE NOTE 9 LEAD FREE OPTION	E	1	19	19	19	19	19	19	19	19	19	19	19	19	19	19	19	19	19	19	19	19	19	19
	D	1	19	19	19	19	19	19	19	19	19	19	19	19	19	19	19	19	19	19	19	19	19	19
	C	1	19	19	19	19	19	19	19	19	19	19	19	19	19	19	19	19	19	19	19	19	19	19
	B	1	19	19	19	19	19	19	19	19	19	19	19	19	19	19	19	19	19	19	19	19	19	19
	A	1	19	19	19	19	19	19	19	19	19	19	19	19	19	19	19	19	19	19	19	19	19	19

METRAL P/N	ROW	CONTACT CODE MOD. 1					MOD. 2					MOD. 3					MOD. 4							
		1	2	3	4	5	6	7	8	9	10	11	12	13	14	15	16	17	18	19	20	21	22	23
88904-X08 SEE NOTE 9 LEAD FREE OPTION	E	1	1	1	1	1	1	1	1	1	1	1	1	1	1	1	1	1	1	1	1	1	1	1
	D	1	1	1	1	1	1	1	1	1	1	1	1	1	1	1	1	1	1	1	1	1	1	1
	C	1	1	1	1	1	1	1	1	1	1	1	1	1	1	1	1	1	1	3	3	3	3	3
	B	1	1	1	1	1	1	1	1	1	1	1	1	1	1	1	1	1	1	1	1	1	1	1
	A	1	1	1	1	1	1	1	1	1	1	1	1	1	1	1	1	1	1	1	1	1	1	1



This document is the property of and embodies CONFIDENTIAL and PROPRIETARY information of FCI. No part of the information shown on this document may be used in any way or disclosed to others without the written consent of FCI. Copyright FCI.

mat'l code				tolerances unless otherwise specified				CUSTOMER				FCI www.fciconnect.com			
ltr	ecn no.	dr	date	0.X ± 0.3				COPY				title			
L				0.XX ± 0.13				projection				METRAL SIGNAL HEADER 4 MOD, 5 ROW PRESS-FIT			
				.XXX ± 0.051								product family METRAL code			
				0° ± 2°								size dwg no			
				dr	T.BRUNGARD	11/19/99		scale				A 88904			
				engr	M.STRAWSER	11/19/99						213			
				chr	M.STRAWSER	11/19/99						sheet			
				appd	M.STRAWSER	02/29/00						3			
sheet index	revision sheet														

METRAL P/N	ROW	CONTACT CODE MOD. 1					MOD. 2					MOD. 3					MOD. 4								
		1	2	3	4	5	6	7	8	9	10	11	12	13	14	15	16	17	18	19	20	21	22	23	24
88904-X09 SEE NOTE 9 LEAD FREE OPTION	E	2	2	2	2	2	2	2	2	2	2	2	2	3	1	2	1	2	2	2	2	2	2	2	3
	D	2	2	2	2	2	2	2	2	2	2	2	3	1	2	2	2	2	2	2	2	2	2	2	3
	C	2	2	2	2	2	2	2	2	2	2	2	3	1	2	2	3	1	2	2	2	2	2	2	3
	B	2	2	2	2	2	2	2	2	2	2	2	3	1	2	2	2	2	2	2	2	2	2	2	3
	A	2	2	2	2	2	2	2	2	2	2	2	1	1	2	2	2	2	2	2	2	2	2	2	3

METRAL P/N	ROW	CONTACT CODE MOD. 1					MOD. 2					MOD. 3					MOD. 4							
		1	2	3	4	5	6	7	8	9	10	11	12	13	14	15	16	17	18	19	20	21	22	23
88904-X10 SEE NOTE 9 LEAD FREE OPTION	E	3	2	3	2	2	2	2	2	2	2	2	2	2	2	2	2	2	2	2	2	2	2	2
	D	2	2	2	2	2	2	2	2	2	2	2	2	2	2	2	2	2	2	2	2	2	2	2
	C	2	2	2	2	2	2	2	2	2	2	2	2	2	2	2	2	2	2	2	2	2	2	1
	B	1	2	2	2	2	2	2	2	2	2	2	2	2	2	2	2	2	2	2	2	2	2	2
	A	2	2	2	2	2	2	2	2	2	2	2	2	2	2	2	2	2	2	2	2	2	2	2

METRAL P/N	ROW	CONTACT CODE MOD. 1					MOD. 2					MOD. 3					MOD. 4							
		1	2	3	4	5	6	7	8	9	10	11	12	13	14	15	16	17	18	19	20	21	22	23
88904-X11 SEE NOTE 9 LEAD FREE OPTION	E	6	6	6	6	6	6	6	6	6	6	6	6	6	6	6	6	6	6	6	6	6	6	6
	D	6	6	6	6	6	6	6	6	6	6	6	6	6	6	6	6	6	6	6	6	6	6	6
	C	6	6	6	6	6	6	6	6	6	6	6	6	6	6	6	6	6	6	6	6	6	6	6
	B	6	6	7	6	6	6	6	6	6	6	6	6	6	6	6	6	6	6	6	6	6	6	6
	A	6	6	7	6	6	6	6	6	6	6	6	6	6	6	6	6	6	6	6	6	6	6	6

A

A



This document is the property of and embodies CONFIDENTIAL and PROPRIETARY information of FCI. No part of the information shown on this document may be used in any way or disclosed to others without the written consent of FCI. Copyright FCI.

B

B

CONFIDENTIAL

mat'l code		--		tolerances unless otherwise specified		CUSTOMER		www.fciconnect.com	
ltr	ecn no.	dr	date	linear	0.X ±0.3		COPY		title METRAL SIGNAL HEADER 4 MOD, 5 ROW PRESS-FIT
L					0.XX ±0.13		projection		
					.XXX ±.051				
				angles	0° ±2°				product family METRAL code size dwg no 213 sheet 4 88904
				dr	T.BRUNGARD	11/19/99	MM 		
				engr	M.STRAWSER	11/19/99	scale 1:1		
				chr	M.STRAWSER	11/19/99	A		
				appd	M.STRAWSER	02/29/00			
sheet index	revision sheet								

PRODUCT NUMBER
88904-XYX
88904-XYLFF

NOTES:

- FOR DIM A AND B SEE SHEET 2 AND UP.
- BODY MATERIAL: LIQUID CRYSTAL POLYMER 30 % GLASS.
FLAME RETARDANT ACC. UL 94-V0.
- PIN MATERIAL:
PHOSPHOR BRONZE.
- PLATING ON PRESS-FIT TAIL:
88904-XYX IS SnPb
88904-XYLFF IS Sn (LEAD FREE)
PLATING ON CONTACT AREA CONFORMS TO PERFORMANCE LEVEL SHOWN IN TABLE.
- PRODUCT MARKING:
PART NUMBER DESIGNATION & BATCH I.D.
- ALL PRODUCTS WITH PART NUMBERS SHOWN IN SUBSEQUENT TABLES WILL BE PACKAGED IN TUBES. IF TRAY PACKAGING IS REQUIRED, A SUFFIX "P" WILL BE ADDED TO THE END OF THE PART NUMBER.
EXAMPLE: XXXXX-XXXP OR XXXXX-XXXPLF
- PRODUCT SPECIFICATION: GS-12-180
APPLICATION SPECIFICATION: BUS-20-073
- ⑧ THE PRODUCTS WHERE THE PART NUMBER ENDS IN "LF" MEET THE EUROPEAN UNION DIRECTIVES AND OTHER COUNTRY REGULATIONS AS DESCRIBED IN GS-22-008.

ALL PRODUCTS EXCEPT THOSE WITH PART NUMBERS CONTAINING (DRAWING NO.) -NI--- OR (DRAWING NO.) -N5--- WILL WITHSTAND EXPOSURE TO 260° C FOR 60 SECONDS IN A CONVECTION, INFRA-RED OR VAPOR PHASE REFLOW OVEN. PART NUMBERS (DRAWING NO.) -NI--- AND (DRAWINGS NO.) -N5--- WILL NOT WITHSTAND REFLOW AND Au CONTACT SURFACE OF THE CONTACTS SHALL BE EXPOSED TO A MAXIMUM 140° C FOR NO LONGER THAN 15 SECONDS IN A WAVE SOLDER APPLICATION.

- ⑨ FOR LEAD FREE PART NUMBERS, ADD AN "LF" SUFFIX.
EXAMPLE: 88904-X0ILF

PLATING IN CONTACT AREA		
DASH NUMBER	PERFORMANCE LEVEL	NOTES
-PYY	0.25 um GOLD MIN.	-
-NIYY	TELCORDIA CO (NXT)	-
-N5YY	TELCORDIA UE (NXT)	-
-IYY	TELCORDIA CO	-
-2YY	TELECOM CLASS	-
-3YY	IEC CLASS I	-
-5YY	TELCORDIA UE	-
-9YY	TELCORDIA CO	-
-NIYYLF	TELCORDIA CO (NXT) IEC CLASS I	SEE NOTE 8
-N5YYLF	TELCORDIA UE (NXT)	SEE NOTE 8
-IYYLF	TELCORDIA CO IEC CLASS I	SEE NOTE 8
-2YYLF	TELECOM CLASS	SEE NOTE 8
-5YYLF	TELCORDIA UE	SEE NOTE 8



This document is the property of and embodies CONFIDENTIAL and PROPRIETARY information of FCI. No part of the information shown on this document may be used in any way or disclosed to others without the written consent of FCI. Copyright FCI.

mat'l code		--		tolerances unless otherwise specified		CUSTOMER		www.fciconnect.com	
ltr	ecr no.	dr	date	linear	0.X ±0.3	COPY			title METRAL SIGNAL HEADER 4 MOD, 5 ROW PRESS-FIT
L					0.XX ±0.13	projection			
					.XXX ±.051				
				angles	0° ±2°			product family METRAL code	
		dr	T.BRUNGARD	11/19/99	MM		size		213
		enrg	M.STRAWSER	11/19/99			dwg no		sheet
		chr	M.STRAWSER	11/19/99			A		5
		appd	M.STRAWSER	02/29/00			88904		
sheet index	revision sheet					scale	1:1		

cage code 22526