

Features

LED DRIVER

- 25W Class II AC-DC LED Power Supply
- 350, 500, 700, 1050mA or 2100mA Output
- Active Power Factor Correction >0.90
- Efficiency up to 81%
- IP67 Certified
- 3 in 1 Dimming

LIGHTLINE
AC/DC-Converter
with 5 year Warranty

RECOM

25 Watt PFC Single Output



UL8750 Certified
EN61347 Certified
EN55015 Certified
EN61547 Certified

RACD25-A

Selection Guide

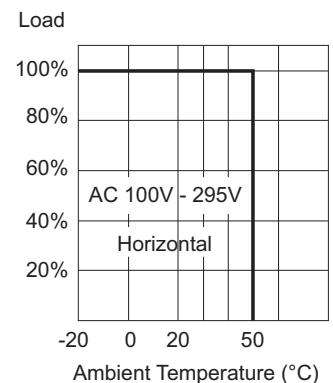
Part Number	Rated Power (W)	Output Current (mA)	Output Voltage (VDC)	Efficiency (typ.) (%)
RACD25-350A	20	350	48 - 57	79
RACD25-500A	24	500	36 - 48	81
RACD25-700A	25.2	700	24 - 36	80
RACD25-1050A	25.2	1050	12 - 24	80
RACD25-2100A	25.2	2100	9 - 12	79

Specifications (measured at 240VAC and 25°C ambient temperature)

Input Voltage Range	90-305 VAC	
Input Frequency Range	47-63Hz	
Power Factor	Full Load, 277VAC	>0.90
	Full Load, 230VAC	>0.92
	Full Load, 110VAC	>0.98
AC Input Current	110VAC	0.4A
	230VAC	0.2A
Inrush Current (Max.)	264VAC	Cold Start 50A
Leakage Current	230VAC	<0.25mA
Output Current Accuracy (includes Line Regulation, Load Regulation and set-up tolerance)	±5%	
Isolation Voltage	3.75kVAC / 1 minute	
Short Circuit Protection	Hiccup mode & recovers after fault condition removed	
Over Voltage Protection	115% - 135% Output Voltage	auto-recovery
Over Temperature Protection	Thermistor	105°C ± 10°C
	Type	Latch Mode
Dimming Control:	PWM	1<Adj<10V(500Hz - 3kHz)
	Analogue	control by external voltage 1-10VDC
	Resistance	10K - 100KΩ
Set Up Time	Full Load, 120VAC	2 sec
Vibration	10-500Hz, 2G, 60 Min. along X, Y and Z	
Storage Humidity	10% - 95% RH	
Operating Humidity	20% - 95% RH Non-Condensing	
Weight	384g	
Dimension (LxBxH)	110 x 73.5 x 33mm	
Operating Temperature Range	Full load	-20°C to +50°C
(free air convection 10LFM)	Case Temperature	85°C ± 10°C
Storage Temperature	-40°C to +80°C	
IP Rating	IP67	
Isolation Resistance	500VDC	100MΩ
MTBF (+25°C)	using MIL-HDBK 217F	200 x 10 ³ hours

continued on next page

Derating-Graph (Ambient Temperature)



Note:

All LED Drivers may not be used without a load. They must be switched on the primary side only. Noncompliance may damage the LED or reduce its lifetime.

Refer to Application Notes

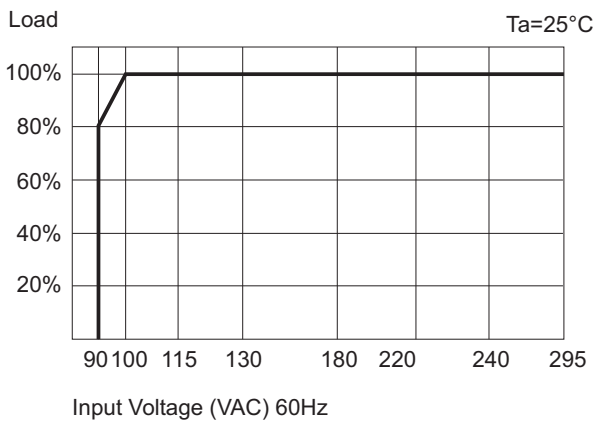
Specifications (measured at 240VAC and 25°C ambient temperature)

Certifications:

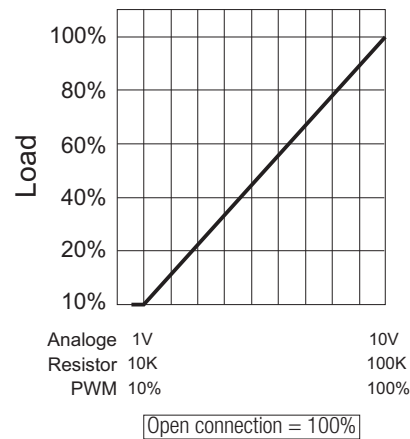
UL Standards	Report: E340696	UL8750 (based on) UL1310
Safety Standards	Report: P201403013	EN61347-1; EN61347-2-13
Emission	Report: HA130831-SACE	EN55015, Class B IEC61000-3-2 IEC61000-3-3
FCC	Report: HA130831-SAFD	Part 15, Class B
EMC	Report: HA130831-SACE	IEC61000-4-2, 3, 4, 5, 6, 8, 11
Immunity		EN61547
IP67	Report: 14022002	IEC/EN 60598-1 IEC/EN 60529

Technical Characteristic

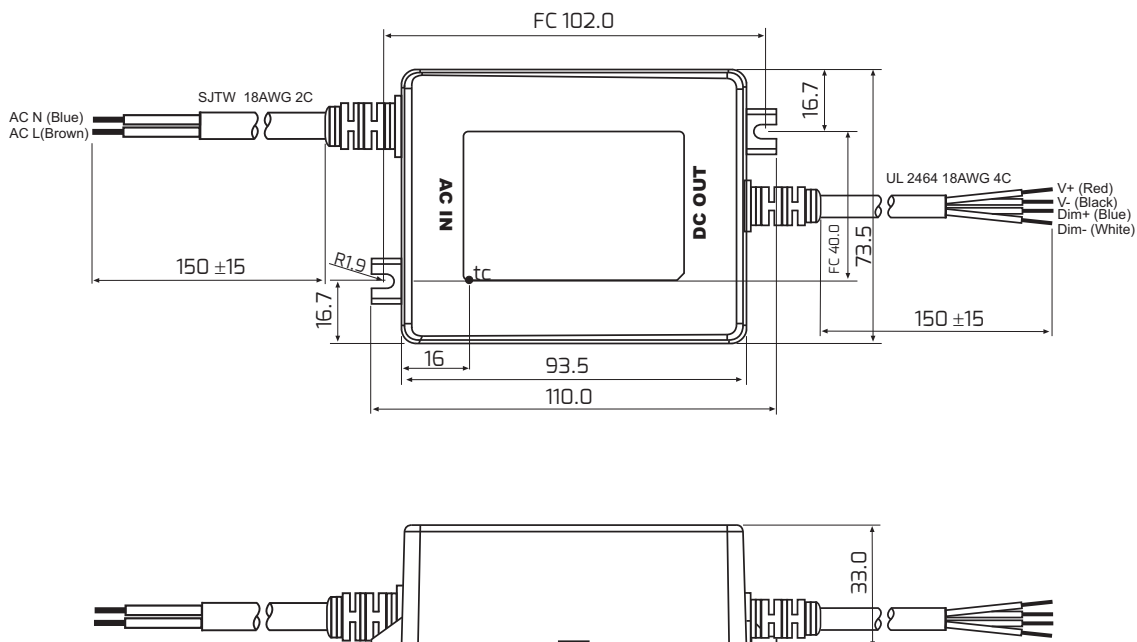
Load vs. Input Voltage



Dimming Curve



Package Style & Pinning



The product information and specifications are subject to change without prior notice. All products are designed for non-safety critical commercial and industrial applications. The Buyer agrees to implement safeguards that anticipate the consequences of any failures that might cause harm, loss of life and/or damage property.