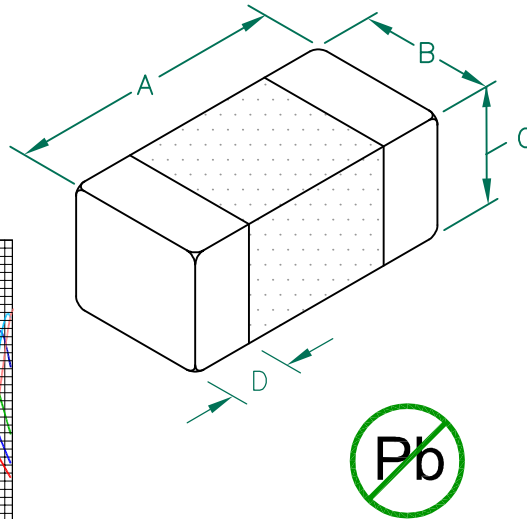


MI0603L301R-10

UNCONTROLLED DOCUMENT

PHYSICAL DIMENSIONS:

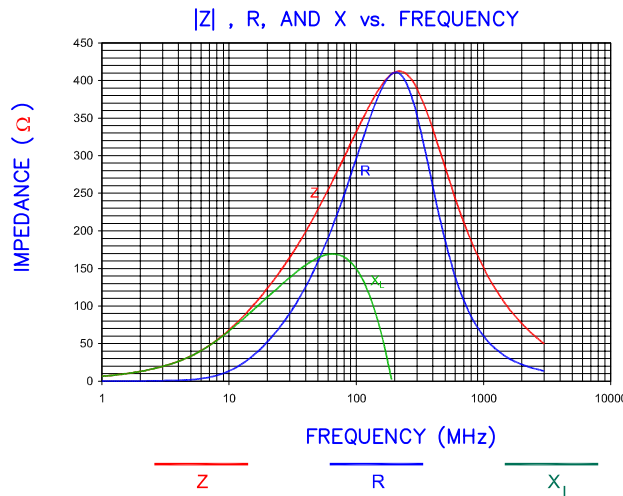
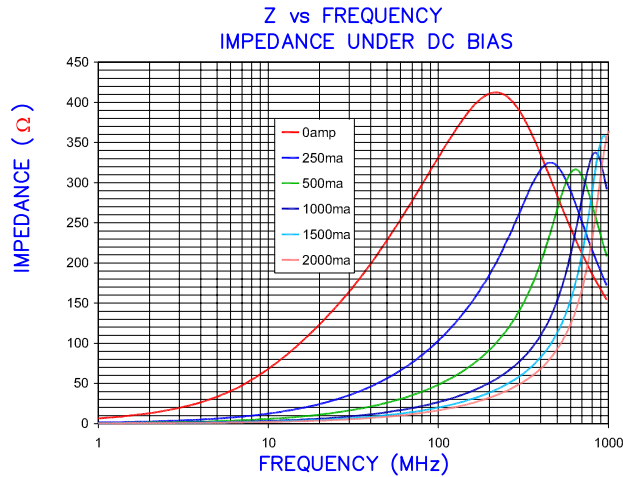
A	1.60 [.063]	+ 0.15	[.006]
B	0.80 [.031]	+ 0.15	[.006]
C	0.80 [.031]	+ 0.15	[.006]
D	0.36 [.014]	+ 0.20	[.008]



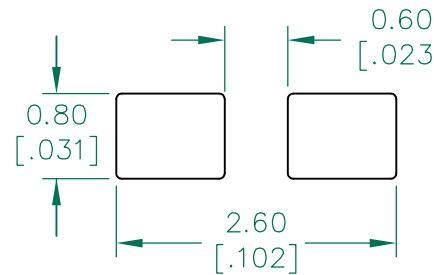
ELECTRICAL CHARACTERISTICS:			
Z @ 100MHz (Ω)	DCR (Ω)	Rated Current	
Nominal	300		
Minimum	225		
Maximum	375	0.10	2000 mA

NOTES: UNLESS OTHERWISE SPECIFIED

1. TAPED AND REELED per CURRENT EIA SPECIFICATIONS 7" REELS, 4000 PCS/REEL.
2. TERMINATION FINISH IS 100% TIN.
3. COMPONENTS SHOULD BE ADEQUATELY PREHEATED BEFORE SOLDERING.
4. OPERATING TEMP. RANGE: -40°C~+125°C. (INCLUDING SELF-HEATING)

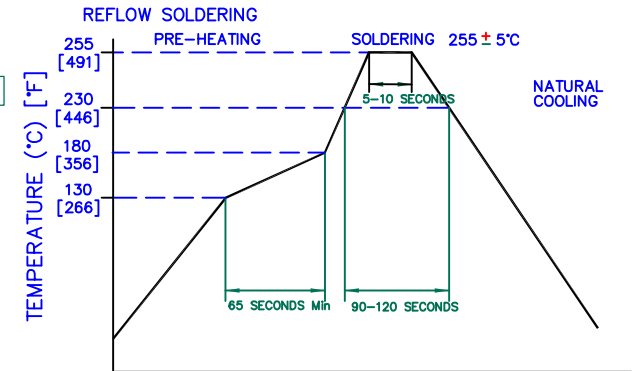


LAND PATTERNS FOR REFLOW SOLDERING



(For wave soldering, add 0.762 [.030] to this dimension)

RECOMMENDED SOLDERING CONDITIONS



DIMENSIONS ARE IN mm [INCHES].				This print is the property of Laird Tech. and is loaned in confidence subject to return upon request and with the understanding that no copies shall be made without the written consent of Laird Tech. All rights to design or invention are reserved.				Laird	
PROJECT/PART NUMBER:				REV				PART TYPE:	
C				ADD OPERATING TEMPERATURE UPDATE LAIRD LOGO AND REFLOW CURVE 08/05/13 QU				MI0603L301R-10 C	
B				UPDATE COMPANY LOGO ADD ROHS SYM 07/25/08 JRK				DATE: 04/05/04	
A				ORIGINAL DRAFT 04/05/04 TMB				SCALE: -	
REV				DESCRIPTION				DATE	
				INT				GAD # MI0603L301R-10-C	
								TOOL # -	
								SHEET: 2 of 2	