

12mm TO 30mm COIN CELL HOLDERS

Single and Dual "Printed Circuit" Cell Holders for Lithium Coin Cells. Designed for easy battery replacement. Will accommodate diameters from 12mm to 30mm and heights from 1.6mm to 7.7mm. Some holders will accept more than two cells if they fall within the heights specified. Designed to accept: Duracell, Eveready, Panasonic, Ray-O-Vac, Sanyo, Varta, Toshiba, Seiko and other major battery manufacturers.

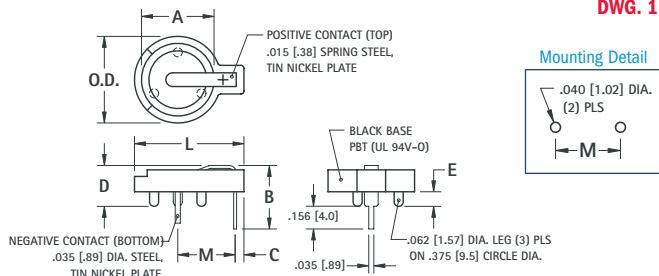
DESIGN ADVANTAGES...

- Low profile for high density packaging
- Contacts feature clearly marked polarities to help guard against improper insertion.
- Reliable spring tension assures low contact resistance
- Retains battery securely to withstand shock and vibration
- Unique notched slots assure quick and easy battery insertion and replacement
- Base material UL Rated 94V-0. Impervious to most industrial solvents
- Operating temperature range: -60°F to +293°F (-50°C to +145°C)
- Advanced air-flow design pattern enhances air circulation around battery

IDEALLY SUITED FOR...

- Computer memory, power transfer and back-up systems
- Video and telecommunications power back-up
- Preprogrammed video and electronic games
- Microprocessors and Microcomputer memory hold (desktop and laptop applications)
- Industrial and commercial security and alarm systems
- Communications power sources
- PC/104 applications

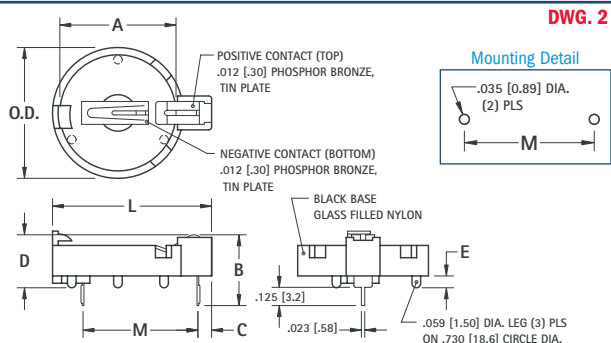
For 12mm to 16mm & "1/3N"



For 20mm



- Suitable for 2025 and 2032 cells
- Battery "Pop-in" design for compact applications
- Finger pressure lever disengages battery



For 20mm to 30mm



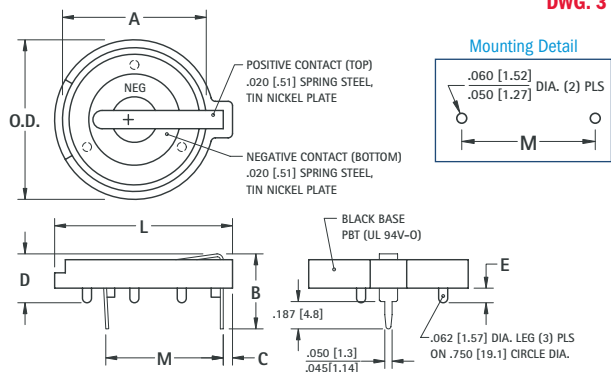
SINGLE CELL HOLDER (3-VOLT)

DUAL CELL HOLDER (6-VOLT)

NEW - SPACE SAVING DESIGN



- **Cat. No. 101** is designed to maximize PC Board Capacity
- Allows components to be placed underneath the holder
- Ideal when board space is more important than board height; such as PC/104 applicatons



| CAT. NO. | DWG. NO. | NO. OF CELLS | A | B | C | D | E | L | O.D. | M | CELL | BATTERY CROSS REFERENCE |
|----------|----------|--------------|--------------|-------------|------------|-------------|------------|--------------|--------------|-------------|--------|--|
| 499 | 1 | 1 | .495 (12.6) | .695 (17.7) | .060 (1.5) | .580 (14.7) | .100 (2.6) | .750 (19.1) | .593 (15.1) | .393 (10.0) | "1/3N" | DL 1/3N, K58L, CR 1/3N |
| 500 | 1 | 1 | .495 (12.6) | .435 (11.0) | .060 (1.5) | .280 (7.1) | .100 (2.6) | .750 (19.1) | .593 (15.1) | .393 (10.0) | 12mm | BR1216, CR1216, BR1220, CL1220, CR1220, BR1225 |
| 501 | 1 | 2 | .495 (12.6) | .505 (12.8) | .060 (1.5) | .380 (9.7) | .100 (2.6) | .750 (19.1) | .593 (15.1) | .393 (10.0) | | |
| 502 | 1 | 1 | .635 (16.1) | .460 (11.7) | .060 (1.5) | .285 (7.3) | .100 (2.6) | .897 (22.8) | .750 (19.1) | .463 (11.8) | 16mm | BR1616, CR1612, CR1616, CR1620, CR1632* |
| 502-3 | 1 | 1 | .635 (16.1) | .505 (12.8) | .060 (1.5) | .312 (7.9) | .100 (2.6) | .897 (22.8) | .750 (19.1) | .463 (11.8) | | |
| 1066 | 2 | 1 | .807 (20.1) | .485 (12.3) | .093 (2.4) | .363 (9.2) | .081 (2.1) | 1.089 (27.7) | .906 (23.0) | .787 (20.0) | 20mm | BR2025, CR2025, DL2025, BR2032, CR2032 |
| 101 | 3 | 1 | .796 (20.2) | .593 (15.1) | .070 (1.8) | .374 (9.5) | .179 (4.6) | 1.130 (28.7) | .896 (22.8) | .807 (20.5) | 20mm | BR2016, CR2016, DL2016, BR2020, CL2020, BR2025, CR2025, DL2025, BR2032, CR2032, DL2032 |
| 103 | 3 | 1 | .796 (20.2) | .513 (13.0) | .070 (1.8) | .335 (8.5) | .100 (2.6) | 1.130 (28.7) | .896 (22.8) | .807 (20.5) | | |
| 106 | 3 | 1 | .796 (20.2) | .513 (13.0) | .064 (1.6) | .335 (8.5) | .100 (2.6) | 1.219 (31.0) | 1.093 (27.8) | .807 (20.5) | | |
| 1026 | 3 | 2 | .796 (20.2) | .630 (16.0) | .064 (1.6) | .452 (11.5) | .100 (2.6) | 1.219 (31.0) | 1.093 (27.8) | .807 (20.5) | | |
| 104 | 3 | 1 | .911 (23.1) | .513 (13.0) | .060 (1.5) | .335 (8.5) | .100 (2.6) | 1.150 (29.2) | 1.000 (25.4) | .807 (20.5) | 23mm | BR2320, CL2320, CR2320, BR2325, CR2325, DL2325, BR2330, CL2330, BR2335, CR2354** |
| 107 | 3 | 1 | .911 (23.1) | .513 (13.0) | .082 (2.1) | .335 (8.5) | .100 (2.6) | 1.219 (31.0) | 1.093 (27.8) | .807 (20.5) | | |
| 1027 | 3 | 2 | .911 (23.1) | .630 (16.0) | .064 (1.6) | .452 (11.5) | .100 (2.6) | 1.219 (31.0) | 1.093 (27.8) | .807 (20.5) | | |
| 105 | 3 | 1 | .935 (23.7) | .513 (13.0) | .064 (1.6) | .335 (8.5) | .100 (2.6) | 1.219 (31.0) | 1.093 (27.8) | .807 (20.5) | 24mm | CR2430, DL2430, CR2450***, DL2450***, CR2477**** |
| 1025 | 3 | 2 | .935 (23.7) | .630 (16.0) | .064 (1.6) | .452 (11.5) | .100 (2.6) | 1.219 (31.0) | 1.093 (27.8) | .807 (20.5) | | |
| 1025-7 | 3 | 1 | .935 (23.7) | .681 (17.3) | .064 (1.6) | .503 (12.8) | .100 (2.6) | 1.219 (31.0) | 1.093 (27.8) | .807 (20.5) | | |
| 301 | 3 | 1 | 1.187 (30.1) | .513 (13.0) | .070 (1.8) | .335 (8.5) | .100 (2.6) | 1.425 (36.2) | 1.297 (32.9) | .807 (20.5) | 30mm | BR3032 |

*For Cat. No. 502-3 (1) cell only. ** For Cat. No. 1027 (1) cell only. *** For Cat. No. 1025 (1) cell only. ****For Cat. No. 1025-7 (1) cell only.