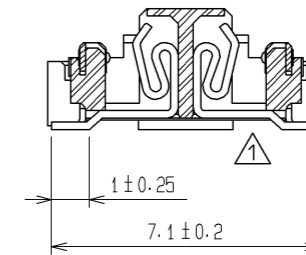
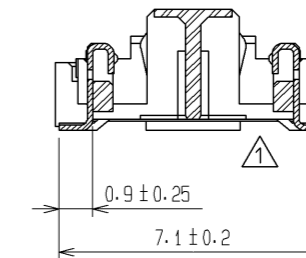


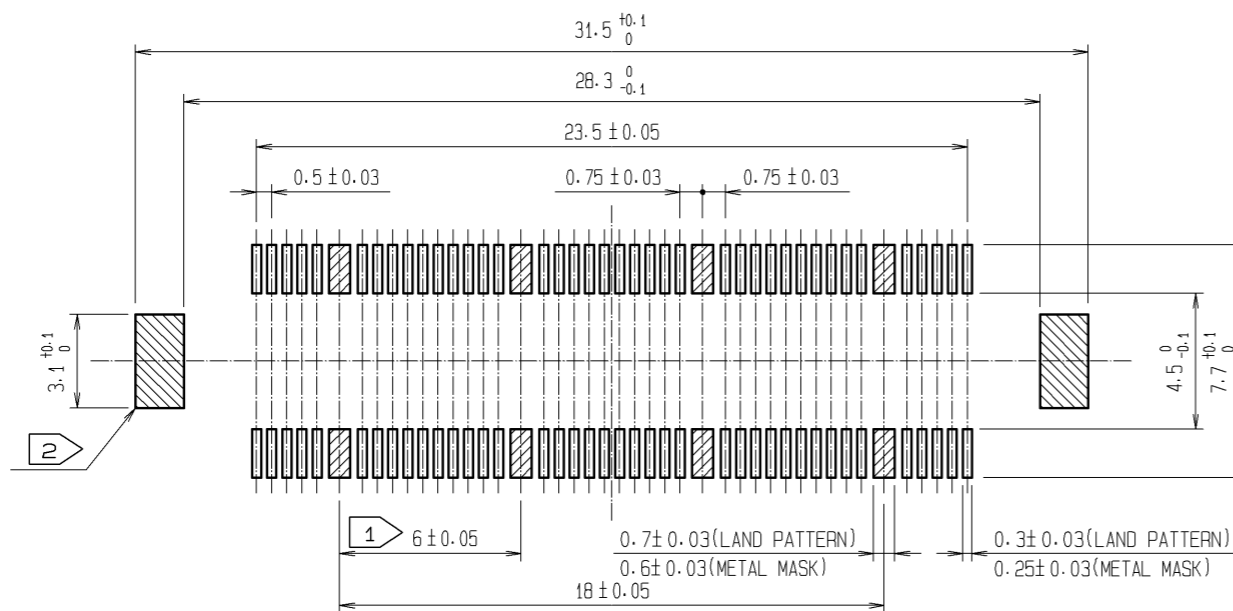
CROSS CUT SECTION - SIGNAL(5:1)



CROSS CUT SECTION - GROUND(5:1)



RECOMMENDED LAND PATTERN DIMENSION OF PCB
(RECOMMENDED METAL MASK THICKNESS: 0.15mm) ⚠



- NOTES
- ① 8 HATCHED PARTS: GROUND CIRCUIT.
 - ② 2 HATCHED PARTS: GROUND CIRCUIT.
 - ③ SMT LEAD-COPLANARITY: 0.1 MAX.
 - ④ THIS PRODUCT HAS NO POLARITY TO PATTERN FOR MOUNTING.
 - ⑤ THE DIMENSIONS IN PARENTHESES ARE FOR REFERENCE.

3, 4	PHOSPHOR BRONZE	TIN-PLATING
2	PHOSPHOR BRONZE	CONTACT AREA : GOLD 0.1μm min.
		LEAD AREA : GOLD FLASH
		UNDER PLATING : NICKEL 1μm min.
NO.	MATERIAL	FINISH, REMARKS

1	LCP	BEIGE	UL94V-0					
NO.	MATERIAL	FINISH, REMARKS	NO.	MATERIAL	FINISH, REMARKS			
UNITS mm		SCALE 4 : 1	COUNT 3	DESCRIPTION OF REVISIONS DIS-F-002822	DESIGNED HK. SUNADORI	CHECKED HS. OZAWA	DATE 08.03.03	
HRS HIROSE ELECTRIC CO., LTD.		APPROVED : HS. OKAWA	07.10.15	DRAWING NO.	EDC3-151980-25			
		CHECED : HS. OZAWA	07.10.15	PART NO.	FX10B-80S/8-SV(71)			
		DESIGNED : SY. KAMIGA	07.10.15	CODE NO.	CL570-0221-1-71			①
		DRAWN : HK. SUNADORI	07.10.12					