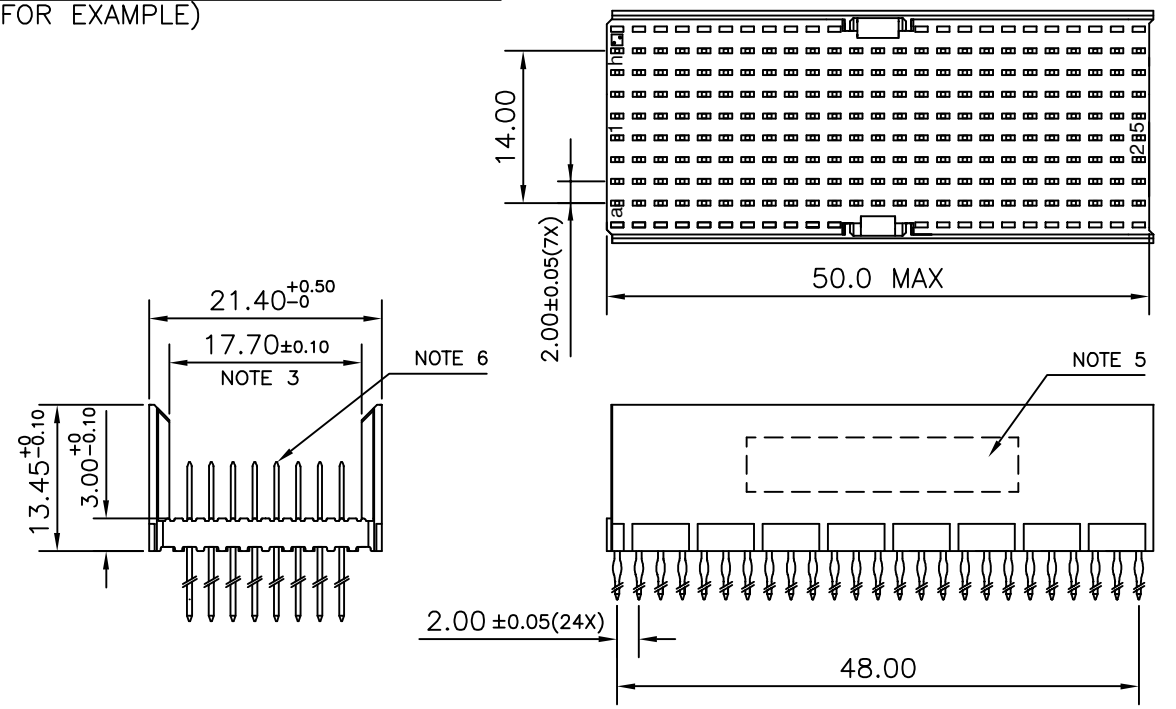


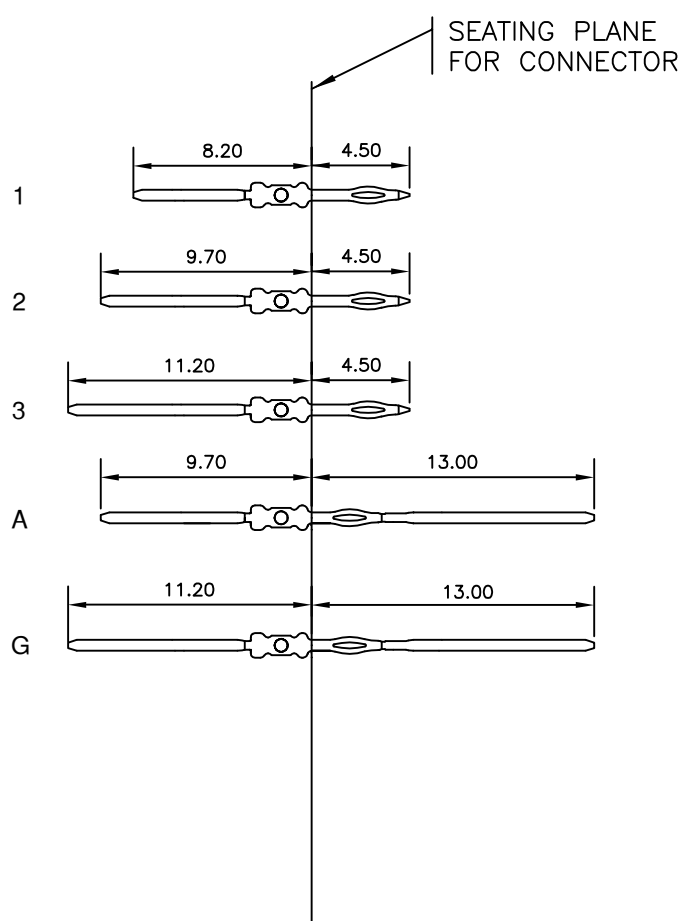
LOADING PATTERN MATING SIDE

y	0	0	0	0	0	0	0	0	0	0	0	0	0	0	0	0	0	0	0	0	0	
h	3	3	3	3	2	2	2	2	2	2	2	2	2	2	A	A	A	A	A	A	G	G
g	2	2	2	2	2	2	2	2	2	2	2	2	2	2	A	A	A	A	A	A	A	A
f	2	2	2	2	2	2	2	2	2	2	2	2	2	2	A	A	A	A	A	A	A	A
e	2	2	2	2	2	2	2	2	2	2	2	1	2	2	2	A	A	A	A	A	A	A
d	2	2	2	2	2	2	2	2	2	2	2	2	2	2	2	A	A	A	A	A	A	A
c	2	2	2	2	2	2	2	2	2	2	2	2	2	2	2	A	A	A	A	A	A	A
b	2	2	2	2	2	2	2	2	2	2	2	2	2	2	2	A	A	A	A	A	A	A
a	2	2	2	2	2	2	2	2	2	2	2	2	2	2	2	A	A	A	A	A	A	A
z	0	0	0	0	0	0	0	0	0	0	0	0	0	0	0	0	0	0	0	0	0	0
P	0	0	0	0	0	0	0	0	0	0	0	0	0	0	0	0	0	0	0	0	0	0
O	1	5	0	5	0	5	0	5	0	5	0	5	0	5	0	5	0	5	0	5	0	5
S	1	5	0	5	0	5	0	5	0	5	0	5	0	5	0	5	0	5	0	5	0	5

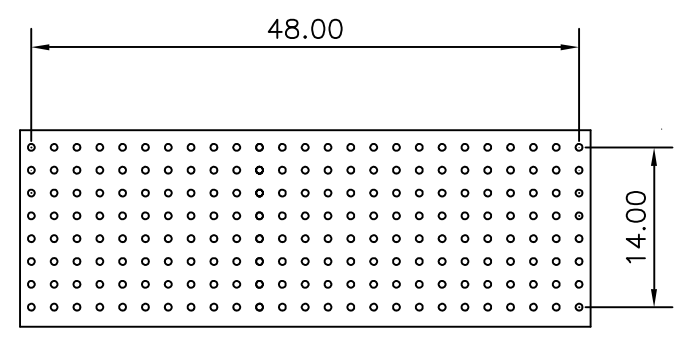
LOADED CONNECTOR ASSEMBLY (FOR EXAMPLE)



CONTACT OVERVIEW



LAY-OUT P.C.B.-HOLE



HM2P95PKJ190 **LEAD FREE INDICATOR : LF = LEAD FREE (DIGIT 15 & 16)**
PLATING CODE (DIGIT 13 AND 14)
 (REF DRW NO. BS,C , 201844 , 003)

- NOTES**
- THIS PRODUCT IS CSA APPROVED.
 - THIS PRODUCT IS UL RECOGNIZED.
 - MEASURED AT THE BOTTOM.
 - MATERIAL CONTACT: PHOSPHORBRONZE
HOUSING: CREAM WHITE GLASS FILLED POLYESTER UL-94V0
 - CONNECTOR PRINTED WITH P/N AND DATE CODE.
 - FOR ACTUAL CONTACT LOADINGS, SEE LOADING PATTERN MATING SIDE.
 - SHAPE OF CONNECTOR HOUSING CAN ALTER DEPENDING ON PRODUCTION LOCATION
 - THE PRODUCT (LF) MEETS EUROPEAN UNION DIRECTIVES AND OTHER COUNTRY REGULATIONS AS DESCRIBED IN GS-22-008
 - FOR RECOMMENDED PTH DIMENSIONS REFER DRAWING : BS, A , 201572 , 001
- PART NO: HM2P95PKJ190----

mat'l. code		surface		tolerance		projection		product family	
SEE NOTE 4		ISO 1302		ISO 406 ISO 1101		MM		MILLIPACS	
litr		ecn no		dr		date		title	
A		106-0100		MINI		2006-07-03		MPACS 8+2R STR HDR PF CONN TYPE DE	
				angles		linear		scale	
				0°±1°				-	
				dr		2006-07-03		dwg no	
				enr		2006-07-03		sheet 1 of 1	
				chr		2006-07-03		size	
				appd		2006-07-03		A3	
sheet index		revision sheet		A		1		type	
								Product Customer Drawing	

FCJ
 FCconnect.com
 Copyright FCJ