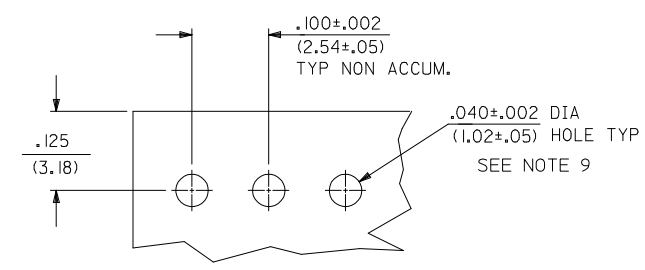


CKTS	DIM A	DIM B
2	.100 (2.54)	.195 (4.95)
3	.200 (5.08)	.295 (7.49)
4	.300 (7.62)	.395 (10.03)
5	.400 (10.16)	.495 (12.57)
6	.500 (12.70)	.595 (15.11)
7	.600 (15.24)	.695 (17.65)
8	.700 (17.78)	.795 (20.19)
9	.800 (20.32)	.895 (22.73)
10	.900 (22.86)	.995 (25.27)

- NOTES:
1. MATERIAL: GLASS FILLED POLYESTER, RATED UL 94V-0, COLOR: NATURAL (WHITE)  
PIN MATERIAL: 260 BRASS.
  2. FINISH:
    - (197) - OVERALL REFLOWED MATTE TIN: .000060/(0.00152) MIN.  
OVERALL NICKEL UNDERPLATE: .000050/(0.00127) MIN.
    - (154) - OVERALL TIN: .000100/(0.00254) MIN.  
OVERALL NICKEL UNDERPLATE: .000050/(0.00127) MIN.
    - (231) - SELECT GOLD: .000050/(0.00127) MIN.  
SELECT MATTE TIN: .000100/(0.00254) MIN.  
OVERALL NICKEL UNDERPLATE: .000050/(0.00127) MIN.
  3. PRODUCT SPECIFICATIONS: PS-10-07.
  4. PACKAGING: OPTION 1): BULK PER PK-43009-001.  
OPTION 2): TUBE PER PK-44743-001.
  5. PIN PUSH OUT FORCE: 3 LBS. MIN. (PER CKT).
  6. PARTS ARE STACKABLE END TO END ON .100/(2.54) CENTERS.
  7. SOLDERABILITY PER ES-152.
  8. THIS PART CONFORMS TO CLASS B REQUIREMENTS OF COSMETIC SPECIFICATION PS-45499-002.
  9. KINK PIN OPTION NOT RECOMMENDED FOR 2 CIRCUIT PARTS.  
HOLE SIZE MAY NEED TO BE ADJUSTED FOR 2 CIRCUIT PARTS WITH KINK OPTION FOR PROPER INSERTION INTO THE PCB.  
SEE SMES-42003 FOR ADDITIONAL INFORMATION ON KINK PIN DIRECTION AND PLACEMENT.




GEN. DOC.	2-*	E1
ME 10	1	E2
DOC. TYPE	SHEET	REV.

ADD NOTE 9 EC NO: UCP2013-1030 DRAWN: MISTROH 2012/09/12 CHKD: KXIPPER 2012/09/14 APPR: FSMITH 2012/10/09	QUALITY SYMBOLS	▽=0
		▽=0
		▽=0
	DESCRIPTION	
	REV	E2

GENERAL TOLERANCES (UNLESS SPECIFIED) mm INCH 4 PLACES ± --- ± --- 3 PLACES ± --- ± .010 2 PLACES ± 0.25 ± .014 1 PLACE ± 0.36 ± --- 0 PLACE ± ±	DIMENSION STYLE IN/MM	SCALE ---	DESIGN UNITS METRIC	THIRD ANGLE PROJECTION
	DRAWN BY SAMIEC	DATE 01/28/92	TITLE HEADER ASSEMBLY FRICTION LOCK .100 CENTERS	
APPROVED BY LENZ		DATE 01/28/92	MATERIAL NO. SEE CHART	
ANGULAR ±1/2° DRAFT WHERE APPLICABLE MUST REMAIN WITHIN DIMENSIONS		DOCUMENT NO. SDA-43009	SHEET NO. 1 OF *	
THIS DRAWING CONTAINS INFORMATION THAT IS PROPRIETARY TO MOLEX INCORPORATED AND SHOULD NOT BE USED WITHOUT WRITTEN PERMISSION				


A-43009-0002/0010			A-43009-0011/0019			A-43009-0056/0064			A-43009-0074/0081		
<b>OPTIONS</b>	Header No.	42009-N	<b>OPTIONS</b>	Header No.	42009-N	<b>OPTIONS</b>	Header No.	42009-N	<b>OPTIONS</b>	Header No.	42009-N
	Pin No.	42663-0302		Pin No.	42663-0302		Pin No.	42663-0307		Pin No.	42663-0302
	Dim. L	.560/(14.22)		Dim. L	.560/(14.22)		Dim. L	.560/(14.22)		Dim. L	.560/(14.22)
	Dim. X	.295/(7.49)		Dim. X	.295/(7.49)		Dim. X	.295/(7.49)		Dim. X	.295/(7.49)
	Dim. Z	.140/(3.56)		Dim. Z	.140/(3.56)		Dim. Z	.140/(3.56)		Dim. Z	.140/(3.56)
	Dim. G	N/A		Dim. G	N/A		Dim. G	.140/(3.56)		Dim. G	N/A
	Dim. T	OVERALL		Dim. T	OVERALL		Dim. T	.135/(3.43)		Dim. T	OVERALL
	Plating	197 TIN		Plating	197 TIN		Plating	231 SGOLD		Plating	197 TIN
	No. of Ckts	2-10		No. of Ckts	2-10		No. of Ckts	2-10		No. of Ckts	3-10
	Void Ckts	None		Void Ckts	None		Void Ckts	None		Void Ckts	2
	Kink Pins	No		Kink Pins	Yes		Kink Pins	Yes		Kink Pins	Yes
	Packaging	PK-43009-001		Packaging	PK-43009-001		Packaging	PK-43009-001		Packaging	PK-43009-001
	<b>Ckt</b>	<b>EDP No.</b>		<b>Engineering No.</b>	<b>Ckt</b>		<b>EDP No.</b>	<b>Engineering No.</b>		<b>Ckt</b>	<b>EDP No.</b>
2	22-23-5024	A-43009-0002	2	22-23-5021	A-43009-0011	2	43009-0056	A-43009-0056	2		
3	22-23-5034	A-43009-0003	3	22-23-5031	A-43009-0012	3	43009-0057	A-43009-0057	3	43009-0074	A-43009-0074
4	22-23-5044	A-43009-0004	4	22-23-5041	A-43009-0013	4	43009-0058	A-43009-0058	4	43009-0075	A-43009-0075
5	22-23-5054	A-43009-0005	5	22-23-5051	A-43009-0014	5	43009-0059	A-43009-0059	5	43009-0076	A-43009-0076
6	22-23-5064	A-43009-0006	6	22-23-5061	A-43009-0015	6	43009-0060	A-43009-0060	6	43009-0077	A-43009-0077
7	22-23-5074	A-43009-0007	7	22-23-5071	A-43009-0016	7	43009-0061	A-43009-0061	7	43009-0078	A-43009-0078
8	22-23-5084	A-43009-0008	8	22-23-5081	A-43009-0017	8	43009-0062	A-43009-0062	8	43009-0079	A-43009-0079
9	22-23-5094	A-43009-0009	9	22-23-5091	A-43009-0018	9	43009-0063	A-43009-0063	9	43009-0080	A-43009-0080
10	22-23-5104	A-43009-0010	10	22-23-5101	A-43009-0019	10	43009-0064	A-43009-0064	10	43009-0081	A-43009-0081



REV: <b>E1</b>	SEE SHEET 1 5/31/2012	TITLE: <b>HEADER ASSEMBLY FRICTION LOCK .100 CENTERS</b>	SHEET No. <b>- 2 -</b>
DOCUMENT NUMBER: <b>SDA-43009</b>		CREATED / REVISED BY: <b>MKIPPER</b>	CHECKED BY: <b>BANDERSON</b>
		APPROVED BY: <b>FSMITH</b>	

A-43009-0082/0089			A-43009-0090/0097			A-43009-0098/0106			A-43009-0107/0115		
<b>OPTIONS</b>	Header No.	42009-N	<b>OPTIONS</b>	Header No.	42009-N	<b>OPTIONS</b>	Header No.	42009-N	<b>OPTIONS</b>	Header No.	42009-N
	Pin No.	42663-0302		Pin No.	42663-0302		Pin No.	42663-0309		Pin No.	42663-0309
	Dim. L	.560/(14.22)		Dim. L	.560/(14.22)		Dim. L	.560/(14.22)		Dim. L	.560/(14.22)
	Dim. X	.295/(7.49)		Dim. X	.295/(7.49)		Dim. X	.295/(7.49)		Dim. X	.295/(7.49)
	Dim. Z	.140/(3.56)		Dim. Z	.140/(3.56)		Dim. Z	.140/(3.56)		Dim. Z	.140/(3.56)
	Dim. G	N/A		Dim. G	N/A		Dim. G	N/A		Dim. G	N/A
	Dim. T	OVERALL		Dim. T	OVERALL		Dim. T	OVERALL		Dim. T	OVERALL
	Plating	197 TIN		Plating	197 TIN		Plating	154 TIN		Plating	154 TIN
	No. of Ckts	3-10		No. of Ckts	3-10		No. of Ckts	2-10		No. of Ckts	2-10
	Void Ckts	3		Void Ckts	3		Void Ckts	None		Void Ckts	None
	Kink Pins	Yes		Kink Pins	No		Kink Pins	No		Kink Pins	Yes
	Packaging	PK-43009-001		Packaging	PK-43009-001		Packaging	PK-43009-001		Packaging	PK-43009-001
	<b>Ckt</b>	<b>EDP No.</b>		<b>Engineering No.</b>	<b>Ckt</b>		<b>EDP No.</b>	<b>Engineering No.</b>		<b>Ckt</b>	<b>EDP No.</b>
2			2			2	50-34-1986	A-43009-0098	2	50-34-1995	A-43009-0107
3	43009-0082	A-43009-0082	3	43009-0090	A-43009-0090	3	50-34-1987	A-43009-0099	3	50-34-1996	A-43009-0108
4	43009-0083	A-43009-0083	4	43009-0091	A-43009-0091	4	50-34-1988	A-43009-0100	4	50-34-1997	A-43009-0109
5	43009-0084	A-43009-0084	5	43009-0092	A-43009-0092	5	50-34-1989	A-43009-0101	5	50-34-1998	A-43009-0110
6	43009-0085	A-43009-0085	6	43009-0093	A-43009-0093	6	50-34-1990	A-43009-0102	6	50-34-1999	A-43009-0111
7	43009-0086	A-43009-0086	7	43009-0094	A-43009-0094	7	50-34-1991	A-43009-0103	7	50-30-4401	A-43009-0112
8	43009-0087	A-43009-0087	8	43009-0095	A-43009-0095	8	50-34-1992	A-43009-0104	8	50-30-4402	A-43009-0113
9	43009-0088	A-43009-0088	9	43009-0096	A-43009-0096	9	50-34-1993	A-43009-0105	9	50-30-4403	A-43009-0114
10	43009-0089	A-43009-0089	10	43009-0097	A-43009-0097	10	50-34-1994	A-43009-0106	10	50-30-4404	A-43009-0115
REV:	SEE SHEET 1 5/31/2012		TITLE: <b>HEADER ASSEMBLY FRICTION LOCK .100 CENTERS</b>						SHEET No. <b>- 3 -</b>		
DOCUMENT NUMBER: <b>SDA-43009</b>			CREATED / REVISED BY: <b>MKIPPER</b>			CHECKED BY: <b>BANDERSON</b>			APPROVED BY: <b>FSMITH</b>		

A-43009-0125/0130											
OPTIONS	Header No.	42009-N	OPTIONS	Header No.		OPTIONS	Header No.		OPTIONS	Header No.	
	Pin No.	42663-0302		Pin No.			Pin No.			Pin No.	
	Dim. L	.560/(14.22)		Dim. L			Dim. L			Dim. L	
	Dim. X	.295/(7.49)		Dim. X			Dim. X			Dim. X	
	Dim. Z	.140/(3.56)		Dim. Z			Dim. Z			Dim. Z	
	Dim. G	N/A		Dim. G			Dim. G			Dim. G	
	Dim. T	OVERALL		Dim. T			Dim. T			Dim. T	
	Plating	197 TIN		Plating			Plating			Plating	
	No. of Ckts	5-10		No. of Ckts			No. of Ckts			No. of Ckts	
	Void Ckts	5		Void Ckts			Void Ckts			Void Ckts	
	Kink Pins	No		Kink Pins			Kink Pins			Kink Pins	
	Packaging	PK-43009-001		Packaging	PK-43009-001		Packaging	PK-43009-001		Packaging	PK-43009-001
	Ckt	EDP No.		Engineering No.	Ckt		EDP No.	Engineering No.		Ckt	EDP No.
2			2			2			2		
3			3			3			3		
4			4			4			4		
5			5			5			5		
6			6			6			6		
7	43009-0127	A-43009-0127	7			7			7		
8			8			8			8		
9			9			9			9		
10			10			10			10		



REV: <b>E1</b>	SEE SHEET 1 5/31/2012	TITLE: <b>HEADER ASSEMBLY FRICTION LOCK .100 CENTERS</b>	SHEET No. <b>- 4 -</b>
DOCUMENT NUMBER: <b>SDA-43009</b>		CREATED / REVISED BY: <b>MKIPPER</b>	CHECKED BY: <b>BANDERSON</b>
		APPROVED BY: <b>FSMITH</b>	