






Hoods/Housings for higher EMC requirements
single locking lever

Identification	Cable entry	Part number	Drawing Dimensions in mm	
Han® EMV, Hoods, top entry 	1xM25	19 62 015 0446		
Han® EMV, Hoods, side entry 	1xM25	19 62 015 0546		
Han® EMV, Bulkhead mounted housings, Han-Easy Lock® 		09 62 015 0301	<p>Panel cut out</p>	

Hoods
Housings